



***U.S. MASTERS
SWIMMING***

2018 SPRING NATIONALS



INDY



Timeline

Start Times Women	Event	Start Times Men
	Thursday, May 10, 2018	
7:30 a.m.	1000 freestyle (deck seeded)	7:30 a.m.
11:45 a.m.	1650 freestyle (deck seeded)	11:45 a.m.
	<i>Approximate finish time 4:00 p.m.</i>	
	Friday, May 11, 2018	
7:30 a.m.	400 IM (deck seeded)	8:35 a.m.
9:45 a.m.	30 minute warm-up in competition pool	9:45 a.m.
10:15 a.m.	200 freestyle	11:10 a.m.
12:15 p.m.	100 backstroke	12:55 p.m.
1:40 p.m.	50 breaststroke	2:05 p.m.
2:35 p.m.	100 butterfly	3:00 p.m.
3:40 p.m.	200 mixed freestyle relay	3:40 p.m.
4:15 p.m.	Ransom Arthur Award presentation	4:15 p.m.
4:25 p.m.	200 mixed medley relay	4:25 p.m.
	<i>Approximate finish time 5:15 p.m.</i>	
	Saturday, May 12, 2018	
7:30 a.m.	Women's 500 freestyle (deck seeded)	
9:20 a.m.	30 minute warm-up in competition pool	9:20 a.m.
9:50 a.m.	200 breaststroke	10:35 a.m.
11:25 a.m.	100 freestyle	12:15 p.m.
1:25 p.m.	50 backstroke	2:00 p.m.
2:30 p.m.	200 butterfly	3:10 p.m.
3:50 p.m.	100 IM	4:40 p.m.
5:45 p.m.	200 medley relay	6:10 p.m.
	<i>Approximate finish time 6:45 p.m.</i>	
	Sunday, May 13, 2018	
	Men's 500 freestyle (deck seeded)	7:30 a.m.
9:20 a.m.	30 minute warm-up in competition pool	9:20 a.m.
9:50 a.m.	100 breaststroke	10:25 a.m.
11:05 a.m.	50 butterfly	11:30 a.m.
12:00 p.m.	200 freestyle relay	12:30 p.m.
1:00 p.m.	200 IM	1:35 p.m.
2:20 p.m.	50 freestyle	2:45 p.m.
3:25 p.m.	200 backstroke	4:05 p.m.
	<i>Approximate finish time 5:00 p.m.</i>	

This timeline is **only a guide** for use in determining the **approximate** start of all events. We may run ahead of or behind the estimate. It is all swimmers' responsibility to get to the pool well before their events and be behind the blocks before their heats start.


All swimmers must check in for all deck-seeded events by the check-in deadlines!

Welcome to the

IU Natatorium
and the



2018 Nationwide U.S. Masters Swimming Spring National Championship





When your family is protected, we all win.

At Nationwide®, our number one goal is being there for our members. That's why we have your back when it comes to protecting what's most important, like:

-  The car you drive to every practice
-  The RV you use for that weekend tournament

Join us as we team up with U.S. Masters Swimming to promote safety.

To learn more about a special discount for U.S. Masters Swimming members visit nationwide.com/USMS or call **1-888-231-3614**.

Nationwide Insurance has made a financial contribution to this organization in return for the opportunity to market products and services to its members or customers.

Products underwritten by Nationwide Mutual Insurance Company and Affiliated Companies. Home Office: Columbus, OH 43215. Subject to underwriting guidelines, review, and approval. Products and discounts not available to all persons in all states. Nationwide and the Nationwide N and Eagle are service marks of Nationwide Mutual Insurance Company. © 2016 Nationwide AFR-0256A0.2 (03/16)



May 10th, 2018


Dear Swimmers, Families, and Friends:

On behalf of Indy Aquatic Masters, your host for the 2018 Nationwide USMS Spring National Championship, I would like to welcome you to Indianapolis and the IU Natatorium. We are very excited that you are visiting our city and our world class pool.

Those of you who have swum here previously will surely be impressed with the recent twenty-million-dollar renovation of the Natatorium. For those of you who are visiting for the first time, be ready to set personal best times. The IU Natatorium is an extremely fast pool. You will love swimming in it.

We at Indy Aquatic Masters will do all that we can to make your visit memorable. Good luck, and enjoy the competition. Thank you for participating.

Sincerely yours,



George J. Quigley
Indy Aquatic Masters, President

send it to
print *with*
 **BRINKMAN
PRESS**

WITH A FULL MENU OF **PRINT AND MARKETING PRODUCTS**
AT YOUR FINGERTIPS, AND OUR EXPERT STAFF AT YOUR SERVICE,
**WE GUARANTEE YOUR EXPERIENCE TO BE
INFORMATIVE, RELIABLE, AND EFFICIENT.**

THE PRINTING CENTER

- QUICK PRINT, COMMERCIAL, DIGITAL, & LARGE FORMAT
- BANNERS & SIGNAGE
- PROOFING & ORDERING SYSTEM

THE APPAREL STORE

- THOUSANDS OF PRODUCTS
- E-CATALOG SPECIALTY STORES
- EMBROIDERY & SCREEN PRINTING
- SPECIALTY EMBELLISHMENTS

PROMOTIONAL PRODUCTS

- OVER 1,000,000
- ONLINE PRODUCTS
- INSTANT ONLINE PRICING
- SPECIALTY STORES

PROUDLY SERVING
INDIANAPOLIS SINCE 1990

CONTACT US
PRINT@BRINKMANPRESS.COM
317.722.0305
6945 HAWTHORN PARK DR., INDIANAPOLIS, IN 46220



Dear Masters Swimmers and Coaches:

On behalf of the City of Indianapolis welcome to the 2018 Nationwide U.S. Masters Swimming Spring Nationals! Our city extends a warm and friendly welcome to more than 28 million visitors from around the globe each year, and I'm glad that you are one of them. Indianapolis is truly a city on the move – and your athletic talents contribute to our story.

This week, you will have the chance to experience the newly renovated, world-class IU Natatorium located on the campus of IUPUI. This historic space has served as host to countless events FINA World Masters Championships and seven U.S. Masters Swimming National Championships. The famed IU Natatorium has also set the stage for many American and world records -- to each of the 2300+ Masters Swimmers, we hope this remarkable setting is a source of inspiration and excitement.

While you are here, I would also encourage you to explore our beautiful city. Indianapolis is home to 70 miles of bike-friendly urban trails connecting everything from the Indianapolis Zoo to the White River State Park, and a scenic Central Canal at the heart of it all. The downtown area offers six unique cultural districts lined with hundreds of restaurants, shops, and attractions – all within walking distance of IUPUI.

Whether achieving your goals in the pool or making memories on dry land, I am sure you'll enjoy Indianapolis as much as we enjoy having you here. And on behalf of the City of Indianapolis, I welcome you and wish you luck in competition.


Best regards,

A handwritten signature in black ink that reads "Joe Hogsett". The signature is written in a cursive style.

Joe Hogsett
Mayor
City of Indianapolis, Indiana



RECEIVE MORE THAN
EXPECTED!



HAVE FINE DESIGNS HANDLE YOUR
EVENT MERCHANDISING
AT NO COST!

216-469-7868
bookings@fdsportswear.com



Fine Designs^{COM}
IMPRINTED SPORTSWEAR

ACCEPT NOTHING ELSE
&
MAXIMIZE YOUR FUNDRAISING

- ✓ Customized Onsite Apparel
- ✓ Tailored Partnership
- ✓ Staff/Volunteer Apparel
- ✓ Online Sales
- ✓ Event Logo Design
- ✓ Event Branding
- ✓ Large Merchandise Selection
- ✓ Professional Staff
- ✓ POS Sales Reports



EXAMPLES FROM PREVIOUS EVENTS

Inc.
500

40000+
events serviced

CELEBRATING 20 YEARS

Contents

Timeline	<i>Inside Front Cover</i>
Meet Information	3
Club Roster — Local Clubs	11
Club Roster — Regional Clubs	17
Athlete Roster (by Club)	18
Day 1 — Thursday, May 10	37
Day 2 — Friday, May 11	41
Day 3 — Saturday, May 12	63
Day 4 — Sunday, May 13	91
National Records	114
Relay Records	122
Facility Map	124



flip
turns
A PODCAST

Hear inspiring stories
and share yours at
flip-turns.com

Meet Information

Seeding

Two eight-lane courses will be used for all events. The 50s and 100s will be preseeded with the oldest age groups first, slowest to fastest within each age group, men and women separate. The 200s will be deck seeded, with the oldest groups first, slowest to fastest within each age group, men and women separate. Some limited exceptions may apply to swimmers not meeting national qualifying times—they may be seeded in heats closer to their seed times. The 400 IMs and 500 freestyles will be deck seeded slowest to fastest by entry time, regardless of age, with men and women separate. The 1000 and 1650 freestyles will be deck-seeded slowest to fastest by entry time, regardless of age, with men and women combined.

REMEMBER: ALL EVENTS 200 YARDS AND LONGER WILL REQUIRE POSITIVE CHECK-IN.

The women's heats will precede men's heats for each event, except the 1000 and 1650 freestyles (which are combined) and 500 freestyles (which are on separate days).

Check-In for Distance Events

Swimmers must check in for all events 200 yards or longer. Swimmers, or their coaches or teammates on their behalf, may check in online or in person by the deadlines below. Failure to check in will result in the swimmer being scratched from the event and the swimmer will not be permitted to swim that event at another time.

Date	Event	In-Person Check-in*	Online Check-in*
Thurs., May 10	1000 freestyle	Weds. 3–8 p.m.– Thurs. by 7 a.m.	Tues. 7 a.m.– Thurs. by 7 a.m.
	1650 freestyle	Weds. 3–8 p.m.– Thurs. by 9 a.m.	Tues. 7 a.m.– Thurs. by 9 a.m.
Fri., May 11	400 IM	Weds. 3–8 p.m.– Fri. by 7 a.m.	Tues. 7 a.m.– Fri. by 7 a.m.
	200 freestyle	Weds. 3–8 p.m.– Fri. by 9 a.m.	Tues. 7 a.m.– Fri. by 9 a.m.
Sat., May 12	500 freestyle (women)	Weds. 3–8 p.m.– Sat. by 7 a.m.	Tues. 7 a.m.– Sat. by 7 a.m.
	200 breaststroke	Weds. 3–8 p.m.– Sat. by 9 a.m.	Tues. 7 a.m.– Sat. by 9 a.m.
	200 butterfly	Weds. 3–8 p.m.– Sat. by 9 a.m.	Tues. 7 a.m.– Sat. by 9 a.m.
Sun., May 13	500 freestyle (men)	Weds. 3–8 p.m.– Sun. by 7 a.m.	Tues. 7 a.m.– Sun. by 7 a.m.
	200 IM	Weds. 3–8 p.m. - Sun. by 9 a.m.	Tues. 7 a.m.- Sun. by 9 a.m.
	200 backstroke	Weds. 3–8 p.m.– Sun. by 9 a.m.	Tues. 7 a.m.– Sun. by 9 a.m.

*All times are Eastern Standard Time

Scratches

Any swimmer failing to report to the proper lane in the correct heat of an event shall be scratched from that event and shall not be permitted to swim that event at another time.

skēn slick

Continuous Spray Skin Lubricant

**CRAZY
FAST
ENTRIES
INTO THE
TIGHTEST OF
TECH SUITS!!**



Chlorine-Out Hair & Skin Care

*complimentary TRISWIM
provided in locker room showers*



Anti-Fog Cleaning Towelettes

good luck to all USMS swimmers!



Meet Information

Relay Information

All relays will be entered online. Relays are \$16 each. A credit card must be submitted when entering relays online. However, the card will not be charged until the last day of the meet, May 13. Cash or check may be presented at the athlete registration table on-site before the last day to avoid having the card on file charged. On May 13, payments for all relays entered and seeded before the last meet day will be processed using the card on file. There are no refunds for relays not swum or entered incorrectly.

Relays must be entered with age groups and entry times by the 3 p.m. deadline each day (see table). You may still change the name/s at any time prior to the relay being swum by crossing out the name/s on the card and replacing with the new name/s and age/s. No changes in the age group or seed time are allowed. Any change of swimmers must therefore keep the relay in the same age group or the relay will be disqualified. The lead-off (first) swimmer must be identified correctly. Relay cards may be picked up at the Relay Table located in the meet registration area in the west concourse, upper level, and also denoted on the map located in the meet program.

Relays will not be checked for mistakes and omissions made by team representatives. Disqualifications resulting from mistakes and omissions shall not be reconsidered. Accuracy and completeness are the responsibility of the coaches and/or swimmers submitting the relays.

Relay Eligibility

Each swimmer must be a registered Masters swimmer. Each of the four members of any relay team must be registered with the same Masters club. Unattached swimmers may not swim on relay teams.

Swimmers entering relays only and no individual events must complete the individual entry form, pay the surcharge, and sign the liability release. All relay swimmers must have entered the meet by April 9, 2018.

Each competitor is permitted to swim only one freestyle relay, one medley relay, one mixed freestyle relay, and one mixed medley relay. Mixed relays shall consist of two men and two women, who may swim in any order.

Relay Age Groups

Relay age groups are: 18+, 25+, 35+, 45+, etc. (10-year increments as high as necessary, determined by the age of the youngest relay member). Age for the meet is determined as of May 13, 2018. Designate A, B, C, etc. if you have more than one relay in the same age group.

Warm-up Times

The competition pool will be open for warm-up on Wednesday, May 9 from 3 p.m. to 8 p.m. On competition days, the competition pool will be open from 6:00 a.m. until 7:20 a.m. and the warm-up pools will be available from 7:20 a.m. until the conclusion of the final event each day. The competition pool will also be open for warm-up for 30 minutes following the last heat of the Men's 400 Individual Medley, Women's 500 Freestyle, and Men's 500 Freestyle on Friday, Saturday, and Sunday, respectively. The competition pool will be open for at least 30 minutes following the last event each day. On Thursday, May 10, the competition pool will remain open until 5 p.m. or 30 minutes following the last heat of the 1650 freestyle, whichever is later.

Warm-up Procedures

Swimmers must enter the pool feet first in a cautious and controlled manner. No diving or backstroke starts will be allowed except in designated sprint lanes. One or two lanes will be designated as one-way sprint lanes during the pre-meet warm-up session in the competition pool only. Any swimmer who acts in an unsportsmanlike or unsafe manner within the swimming venue, may be considered for appropriate action or penalty by the referee (rule 102.13.3). Pull buoys, kick boards, fins, hand paddles and snorkels are not allowed in the competition or warm-up pools.

Event #	Race Date	Relay	Entry deadline
15	May 11	200 mixed freestyle	May 10 by 3 p.m.
16	May 11	200 mixed medley	May 10 by 3 p.m.
29-30	May 12	200 medley	May 11 by 3 p.m.
37-38	May 13	200 freestyle	May 12 by 3 p.m.



From the creators of **Meet Manager**, **Team Manager** & **Meet Mobile**

SAY HELLO TO ACTIVE HY-TEK SWIM MANAGER

Your all-in-one **online swim management solution**



Make a Splash Today!

Check out a live demo by going to www.learn.activeendurance.com/active-hytek-live-demo
888.906.7010 | swim.info@activenetwork.com | activeswim.com



Meet Information

Split Notification

Final results will indicate splits for all swims (excluding pad malfunctions). Splits will be recorded for all swimmers, and submitted for records and Top 10 consideration, for initial distances of all individual events (except for backstroke) and for all relay lead-off splits. Therefore swimmers need not submit split requests for those events. Split requests are required for initial distance(s) of an individual backstroke event. The swimmer is responsible for picking up the Split Notification Form from the administrative official, filling it out, and presenting it to the administrative official prior to the swim. Automatic split times will be submitted for USMS Top 10, however automatic split times from individual events will not automatically appear in the USMS event results database. If you would like a split time to be added to the event results database, please email your request after the meet to events@usmastersswimming.org.

Time Verification (formerly OVCs)

Swimmers wishing to have times entered into SWIMS (USA Swimming times database) must complete a form at the meet prior to the swim. Contact the administrative official at the meet.

Awards

Individual

Medals will be given for first through tenth places in each age group for each event. A USMS National Champion patch will be given to each individual and relay team member for the first event won. Swimmers winning more than one event may purchase additional patches. Unclaimed awards will not be mailed unless arrangements are made at the meet. There will be a charge for mailing awards.

Clubs

Championship banners will be presented to the top 10 combined clubs in the Local Club division and top five combined clubs in the Regional Club division.

These will be presented at the conclusion of the meet on Sunday, May 13.

Online Coverage

Follow the event online at usms.org, on our Facebook page, and on Twitter. Live streaming will also be available on usms.org. Heat Sheets and Results Available on Mobile Devices Use Active Network's Meet Mobile or Club Assistant's SwimPhone to get heat sheets and instant results on your mobile device. Just download the Meet Mobile app on iTunes or Google Play on your iPhone, iPad, or Android.

Service Animals

Animals other than service animals will not be permitted on deck at the venue.

MOST WANTED

By U.S. Masters Swimming

Help us capture and reward volunteers who are making a difference in your club or LMSC!

Likely suspects: Great coaches, communicators, fitness and open water promoters, and clubs.



Anyone with information about these standout volunteers, please tip us off on our nominations page!

Nominations Due by July 1

Awards criteria and nomination forms can be found at usms.org/admin/awards



**FIRST IN QUALITY
FIRST IN DELIVERY
FIRST IN CUSTOM**

**U.S. MASTERS
SWIMMING**



agonswim.com

1.877.718.9403

INFO@AGONSWIM.COM

The Capt. Ransom J. Arthur, M.D. Award

DON'T MISS THE ANNOUNCEMENT OF THE 2018 RECIPIENT, WHICH WILL TAKE PLACE ON THE POOL DECK AFTER FRIDAY'S 200 MIXED FREESTYLE RELAY.

Given annually to a volunteer who's made significant contributions to the goals and objectives of Masters Swimming, this award honors Capt. Ransom J. Arthur, M.D., who, through his dedication to improving the health of adults through swimming, established U.S. Masters Swimming. Recipients have made outstanding contributions at the national, regional, and local levels through accomplishments that benefit and enhance USMS programs. Selection criteria for the Award include:

- Encouraging and promoting improved adult physical fitness and health
- Offering opportunities to participate in lifelong fitness and competitive swimming programs
- Encouraging organizations and communities to establish and sponsor Masters Swimming programs
- Enhancing fellowship and camaraderie among Masters swimmers
- Stimulating research in the sociology, psychology, and physiology of Masters Swimming

Nominations for the 2019 Capt. Ransom J. Arthur M.D. Award are due by March 15, 2019.



XCEED™

THE FUTURE. IN PERFECT CLARITY

MP™
MICHAEL PHELPS


DESIGNED by



Club Roster – Local Clubs

1	101M-16	101 Lakes Masters	44	CTMS	Crimson Tide Masters Swimming
2	1693	Club Tribe	45	CVMM	Conejo Valley Masters
3	1776	Colonials 1776	46	DAM	Davis Aquatic Masters
4	AAAA	Alamo Area Aquatic Association	47	DAMM	Dallas Aquatic Masters
5	ABM	Academy Bullets Masters	48	DAS	Dayton Area Sharks
6	ADMS	Adirondack Masters	49	DASC	Denton Area Swim Club
7	AGUA	Asphalt Green Masters	50	DCAC	District Of Columbia Aquatics
8	ALEX	Alexandria Masters Swimming	51	DDSA-48	Dolphins of the Desert
9	AMBU-25	Ambush Swimming	52	DLMA	Duneland Masters
10	AMS	Auburn Master Swimmers	53	DOC	DOC IU Masters Swimming
11	ANBM	Anderson Barracuda Masters	54	EAM-16	Earlham Aquatic Masters
12	ANCM	Montgomery Ancient Mariners	55	ELG	Elgin Blue Wave Swim Team
13	ARC-15	Aqua Raiders of Chattanooga	56	ENSW	Ensworth Aquatics Masters
14	ARKM	Arkansas Masters	57	ETM-12	E Team
15	ARMS	Arlington Masters	58	EXCL-15	Excel Aquatics Masters
16	ART	Atlanta Rainbow Trout	59	FAC	Freedom Aquatic Club
17	ASC	Austin Swim Club	60	FAIR	Fairport Area Swim Team Master
18	ASCP-38	Synergy Health Club	61	FAST	Fort Worth Area Swim Team
19	AWJ	Atlanta Water Jocks	62	FFC-21	FFC SwimMonsters
20	BBWM-14	Brevard Blue Whales	63	FIG	Fig Garden Swim Team
21	BCTM	Bearcat Masters	64	FSAM-16	Southeastern Area Masters Swim
22	BGSC	Bowling Green Swim Club Master	65	FWYS-16	Fort Wayne YMCA Sharks
23	BOON-16	Boonville Aquatic Dolphins	66	GBM	Great Bay Masters Swimming, In
24	BOZE-31	Bozeman Masters Swim Club	67	GERM	Germantown Maryland Masters
25	BUMS	Binghamton Univ Masters	68	GMUP	Patriot Masters Swim Team
26	BWAQ	Blue Wave Aquatics	69	GOLD	Gold Coast Masters
27	CGAC-16	Center Grove Aquatic Club	70	GRA	Golden Road Aquatics
28	CHEL	Chelsea Piers Masters	71	GRSC	Gulliver Swim Club
29	CLOV	Clovis Swim Club Masters	72	GS	Greenville Splash Masters
30	CMAM	Cal Maritime Academy Masters	73	GSC	Gator Swim Club
31	COLE-16	Cole YMCA Masters	74	GSM	Garden State Masters
32	COLO-32	Team Colorado	75	GWSA-45	Great White Shark Aquatics
33	COLU	Columbia Masters Swim Team	76	HAFL	Hammerhead Aquatics
34	CON	Concord Masters Swim Team	77	HIMA	Hawaii Masters
35	CONN	Connecticut Masters	78	HOLY	Greater Holyoke YMCA Masters
36	COOG	Houston Cougar Masters	79	HOPK	Hopkins Masters Swimming
37	CPCT-5	Chelsea Piers Connecticut	80	HPX-16	Community Healthplex
38	CRSC	Charles River Swimming Club, I	81	HTGN-16	HUNTINGTON YMCA
39	CRUZ	Santa Cruz Masters Aquatics	82	HUNT	Huntsville Swim Assoc
40	CSI-16	Cardinal Swimming Indiana	83	INDY	Indy Aquatic Masters
41	CSLA	Cote Saint Luc Aquatics	84	IRM-16	Irish Masters
42	CSMT	Columbus Sharks Masters	85	ISWM	iSWIM
43	CSPM	CSP Tideriders Master Swim Clu	86	JDAM	JD Aquatic Masters

COMPLETE AQUATIC SOLUTIONS



COLORADO
TIME SYSTEMS



KNORR SYSTEMS, INC.

SPECTRUM
Aquatics

PlayCore's aquatic family of brands offer a full range of competitive timing and scoring equipment, pool covers, pool cover reel systems, ADA compliant lifts and rails, high quality automated water treatment, heating, mechanical equipment, and more.

Contact us today to learn more about our comprehensive aquatic solutions.

We are proud to sponsor



Colorado Time Systems
800.279.0111
info@coloradotime.com

Knorr Systems
800.676.SWIM (7946)
info@knorrsystems.com

Spectrum Aquatics
800.791.8056
info@spectrumproducts.com

Club Roster – Local Clubs

87	JYMF-16	Jordan YMCA MultiFit	130	NOVA-33	Novaquatics Masters
88	KAC	Kingsport Aquatic Center	131	NSMS	Northern Sierra Masters Swimmi
89	KENM	Kenyon Masters	132	NTA-21	New Trier Aquatics
90	KM	Kroc Masters	133	NTXL	North Texas Lonestars
91	KMAN	Atascadero Swim Masters	134	NUTS	Swymnut Masters
92	KMSC-39	Kailua Masters Swim Club	135	NYAC	New York Athletic Club
93	KONA	Kona Aquatics	136	O*H*-18	OHIO Masters Swim Club
94	L4S	Lane 4 Swimming	137	O2	O2 Performance Aquatics
95	LAKY-17	Lakota Family YMCA Masters Sti	138	OAQM-38	Oakdale Aquatics Masters
96	LAPS	Los Angeles Peninsula Swimmers	139	OCMT	Oahu Club Masters Team
97	LASH-8	Landshark Masters	140	OHSP	Ohio Splash
98	LIB	Libertyville Masters	141	OMAH	Omaha Masters Swim Club
99	LMAO	Lincoln Masters and Others	142	OPA-32	Off Piste Aquatics
100	LMS-16	Lawrence Masters Swimming	143	PAA	Peddie Aquatic Association
101	LOCO	Lowcountry Masters	144	PAC-6	Phoenix Aquatic Club
102	LRC	HKG	145	PALM	Palmetto Masters
103	LRM-23	Little Rock Masters	146	PAWW-21	Peoria Area Water Wizards Mast
104	LTMM	Life Time Swim New Jersey	147	PBM	Palm Beach Masters
105	LTOH-17	Life Time Swim Ohio	148	PCY-17	Powel Crosley, Jr YMCA
106	LVM	Las Vegas Masters	149	POST	Post Swimming
107	LYON-21	Lyons Masters	150	PSCM	Phoenix Swim Club
108	MACS	Masters of Cerritos	151	PSK	Petaluma Salty Krakens
109	MAM	Manatee Aquatic Masters Inc	152	RAM	Rockwall Aquatics Masters
110	MAMA-8	Southern Pennsylvania Masters	153	RAMS	Rocklin Aquatics Masters
111	MARY	Maryland Masters	154	RATS	McCallie School Masters
112	MATT	Madison Titans	155	REDT	Red Tide
113	MEDM	Medina Masters Swim Club	156	RGSC	Rio Grande Swim Club
114	MESC	Maine Masters Swim Club	157	RICE	Rice Aquatic Masters
115	MMA	Munster Masters	158	RIO	RIO Salado Swim Club
116	MMAC-48	Mesa Aquatics Club-Masters	159	RMST	Reston Masters Swim Team
117	MOST	Masters of South Texas	160	ROCH	Rochester Area Masters Swimmin
118	MOVY	MOVY Masters	161	ROSE	Rose Bowl Masters
119	MSSC-10	Maryland Suburban Swim Club	162	SACM-14	St Augustine Cyclones Masters
120	MVM	Mountain View Masters	163	SAWS	Sawtooth Masters
121	MVN	Mission Viejo Masters	164	SBM	Santa Barbara Masters
122	NAM	New Albany Aquatics Club	165	SBRM-16	South Bend Riley Masters
123	NASH	Nashville Aquatic Club Masters	166	SCCM	Swimming Canada Competitive Ma
124	NAST	Noblesville Adult Swim Team	167	SCHS-55	Swim Charleston
125	NICK	Nickel City Splash Swim Team	168	SCMI-16	Sugar Creek Masters Indiana
126	NITR	Nitro Swimming	169	SDM	South Davis Masters
127	NKSM-41	Northern Kentucky Swordfish Ma	170	SDS	Sea Devil Swimming Masters
128	NN	Unofficial	171	SDSM	San Diego Swim Masters
129	NOR	Norseman Masters Swim Club	172	SFTL	Swim Fort Lauderdale



**ENDLESS
POOL ELITE**
Your Personal Best
Starts Here!

FOR THE LOVE OF SWIMMING... THE ENDLESS POOL ELITE

You're a competitive swimmer. You measure progress in fractions of seconds. When it comes to your swim, you demand the best. This is your pool.

The Elite stroke-training system is used daily on the decks of University of Michigan, USC, Harvard, Auburn, Penn State, and SwimMAC Carolina. Now it's available for residential installation.

Turbulence-free power, high-volume precision ... that's what makes the Elite Endless Pool the choice for top-tier coaches, for great swimmers, and for swimmers who aspire to greatness.

For fun, for fitness, for the love of swimming, bring an Endless Pool to your home.

Endless Pools is a proud sponsor of US Masters Swimming.



**Request your Free
Idea Kit today.**

www.endlesspools.com

**Questions? Call us at
800-732-8660 ext. 6713**



Club Roster – Local Clubs

173	SFY	Stephens Family YMCA	216	UC18	UC18
174	SHAM-11	South Hills Aquatic Masters of	217	UC21	UC21
175	SHSH	Shaker Swimming	218	UC22-22	UC22
176	SLAM	St. Louis Area Masters	219	UC25	UC25
177	SMST	Sierra Marlins Masters	220	UC28	UC28
178	SNM	Sierra Nevada Masters	221	UC30	UC30
179	SPM	St Pete Masters Inc	222	UC32	UC32
180	SPP	Silver Peak Performance	223	UC34	UC34
181	SPXS-5	Sportsplex	224	UC37	UC37
182	SRM	Santa Rosa Masters	225	UC38	UC38
183	STAN	Stanford Masters Swimming	226	UC40-40	UC40
184	STMA-30	STAR Masters	227	UC41	UC41
185	STRM-30	South Metro Storm Swim Club	228	UC45	UC45
186	SUSA	Southern Utah Swimming Associa	229	UC48	UC48
187	SVY	Spring Valley YMCA Masters	230	UC50	UC50
188	SWED-21	Chicago Swedish Fish Masters	231	UC-56	Unofficial
189	SWIFT	BAH	232	UC56-56	UC56
190	SWIN-16	Southwest Indiana Masters	233	UCLA	UCLA Bruin Masters
191	SYS-55	Sumter YMCA Swordfish Masters	234	UMAC	UMAC-Terrapin Masters
192	SYSM-14	Sarasota YMCA Sharks Masters	235	USF	University of San Francisco Ma
193	TAM	Tamalpais Aquatic Masters	236	USMS-16	USRPT Self Motivated Swimmers
194	TFAM-26	Texas Ford Aquatics Masters	237	USU	Utah State University Swim Clu
195	THT-16	Terre Haute Torpedoes Masters	238	VALM	Valpo Masters
196	TNAQ	Tennessee Aquatics Masters Swi	239	VCM	Ventura County Masters
197	TNYA	Team New York Aquatics	240	VMST	Virginia Masters Swim Team
198	TOC	The Olympic Club	241	WCM	Walnut Creek Masters
199	TPIT	Team Pittsburgh Masters	242	WH2O	West Hollywood Aquatics
200	TRAY	Thunder Rays	243	WHA	Windy Hill Athletic Club Maste
201	TULS	Tulsa Masters Swim Club	244	WIN	Winter Haven Masters Swim Team
202	TVM	Tri Valley Masters	245	WLAC	Chicago Athletic Clubs Masters
203	TXLA	Longhorn Aquatics	246	WSTM-21	West Masters
204	UC02	UC02	247	WVM	WV Masters Swimming
205	UC04	UC04	248	XCL-07	Excel Swimming
206	UC07	UC07	249	XSWM-21	Swimming With Illinois Masters
207	UC08	UC08	250	YCHA-15	YMCA Chattanooga Masters Swim
208	UC09	UC09	251	ZAM-16	Zionsville Aquatic Masters
209	UC10	UC10			
210	UC11	UC11			
211	UC13	UC13			
212	UC14	UC14			
213	UC15	UC15			
214	UC16	UC16			
215	UC17	UC17			

ANTHONY ERVIN
3X OLYMPIC GOLD MEDALIST

affordable.
fast.
fun.



FUSE

performance technical racing suit

Searching for the perfect tech suit to make you look good *and* feel good? We've got you covered, literally. The Fuse's unique textile provides UV protection, ultimate compression and a flexible fit for swimmers of all ages.

Available in Caribbean, Slate, and Hot Pink!



To learn more, contact your local dealer or visit FINISinc.com/Fuse

FINIS[®]
simplify swimming

Club Roster – Regional Clubs

1	AKMS	Alaska Masters Swim Club	11	NEM	New England Masters Swim Club
2	ARIZ	Arizona Masters Swim Club Inc	12	NMMS	New Mexico Masters Swimming
3	BSMT	Big Sky Montana Masters	13	OREG	Oregon Masters
4	CMS	Colorado Masters Swimming	14	PSM	Puget Sound Masters
5	GAJA	Georgia Masters	15	SKY	Swim Kentucky Masters
6	IAMA	Iowa Masters	16	SMS	Southern Masters Swimmers
7	IM	Illinois Masters	17	SWOM	Southwest Ohio Masters
8	MICH	Michigan Masters	18	UTAH	Swim Utah
9	MINN	Minnesota Masters Swim Club	19	WMAC	Wisconsin Masters Aquatic Club
10	NCMS	North Carolina Masters Swimmin			

Athlete Roster – by Club

Name	Age	Name	Age	Name	Age	Name	Age
101 Lakes Masters-16		Batchelder, Stephen	M25	Atlanta Rainbow Trout		Binghamton Univ Masters	
Tyler, Eric	M57	Brundage, Patrick	M51	Rossi, Leann	W51	Bishop, Christopher	M46
Total: 1		Case, Mary Ann	W78	Total: 1		Bishop, Laura	W45
Academy Bullets Masters		Collins, Theodore	M54	Atlanta Water Jocks		Brown, Colleen	W60
Colburn, Christopher	M46	Comings, Jeff	M44	Dyer, Andy	M59	Brown, Molly	W31
Martin, Patrick	M41	DeBerry, Tyler	M34	Hankins, Malena	W44	Cothren, Jack	M68
Total: 2		Detka, Michelle	W23	Hildebrandt, David	M63	Karszes, Courtney	W27
Adirondack Masters		Dunlap, Courtney	M40	O'Leary, Britta	W33	Khouri, Brian	M32
Jock, Jessica	W39	Eastridge, Joannie	W63	Total: 4		Kornblatt, Daniel	M68
King, Sarah	W35	Eisenklam, Peter	M75	Auburn Master Swimmers		Kramer, Charlotte	W63
Rose, Leanne	W35	Gillies, Judy	W70	Hughey, Richard	M55	Langendorfer, Stephen	M67
Wall, Dan	M62	Hagen, Dean	M55	Total: 1		Meade, Tom	M70
Total: 4		Kirkpatrick, Adrian	M29	Austin Swim Club		Niu, Tf	M73
Alamo Area Aquatic Association		Lepinski, Cokie	W58	Dennison, Keith	M47	Pot, Eugene	M67
Fuselier, Stephen	M58	LeRoy, Richard	M77	MacQueen, Jessica	W28	Randesi, David	M55
Total: 1		Martoni, Samantha	W56	Scaparra, Joan	W31	Ryan, Wendy	W60
Alaska Masters Swim Club		Maynard, Lisa	W48	Vogel, Jake	M30	Wells, Geoff	M35
Abbott, Rick	M63	McTavish, Sandie	W63	Total: 4		Werner, David	M39
Adams, Wyatt	M26	Modjeska, Mark	M65	BAH		Youtt, George	M69
Ashwell, Kendra	W24	Newport, Roderick	M67	Burn, Lisa	W52	Total: 18	
Carter, Ruth	W59	Robinson, Lauren	W65	Knowles, Andy	M63	Blue Wave Aquatics	
Conway, Kieara	W39	Robinson, Timothy	M66	Knowles, Nancy	W60	Oliver, Kathleen	W59
Jiracek, Jakub	M38	Shaffer, Craig	M72	Knowles, Percy	M87	Total: 1	
Langford, Lauren	W29	Shake, Scott	M60	Total: 4		Boonville Aquatic Dolphins-16	
Miller, Kristina	W27	Valle, Marc	M44	Bearcat Masters		Tenbarge, Kelley	W26
Pignalberi, Signe	W35	Wilder, Hugh	M70	Alexiou, Athanasios	M23	Total: 1	
Rabinowitz, Max	M47	Total: 26		Ambrose, Shawn	M38	Bowling Green Swim Club Master	
Total: 10		Arkansas Masters		Chang, Grace	W27	Kemp, Jessica	W39
Alexandria Masters Swimming		Cameron, Megan	W38	Escareno, Jesus	M24	Total: 1	
Bales, Paul	M59	Total: 1		Hall, Lindsay	W28	Bozeman Masters Swim Club-31	
Bingaman, Cory	M43	Arlington Masters		Hansen, Scott	M35	Luebke, Phillip	M47
Jent, Daniel	M40	Frederick, Aaron	M24	Jones, Cody	M43	Total: 1	
Kays, Amelia	W38	Total: 1		McCartney, Theresa	W25	Brevard Blue Whales-14	
Lachney, Fay	W57	Asphalt Green Masters		Nakahodo, Sidney	M42	Ritter, Jennifer	W35
McHenry, Scott	M26	Altman-Kurosaki, Jonas	M29	O'Neill, Roy	M56	Total: 1	
Taylor, Tim	M31	Arias, Luis	M30	Osada, Akihiko	M31	Cal Maritime Academy Masters	
Total: 7		Balz, Marielle	W26	Pepper, Bryan	M26	Kennedy, James	M66
Ambush Swimming-25		Carey, Melissa	W26	Raigla, Kaspar	M29	Patocchi, Robert	M62
McCleary, Daniel	M34	Cort, Hayley	W56	Sciacca, Krysten	W30	Total: 2	
Total: 1		Friedman, Jill	W61	Willeboordse, Fall	W52	Cardinal Swimming Indiana-16	
Anderson Barracuda Masters		Gallagher, Tom	M73	Wu, Jim	M36	Frawley, Jeff	M35
Rokich, Karen	W59	Katz, Jane	W75	Yali Pepper, Gizem	W26	Total: 1	
Total: 1		Mountantonakis, Stavros	M41	Yellin, Jeffrey	M36	Center Grove Aquatic Club-16	
Aqua Raiders of Chattanooga-15		Schmitt, Katherine	W25	Zaklicki, Honorata	W27	Cuadros, Christopher	M41
Boutwell, Joshua	M37	Sokolow, Steven	M62	Zhai, Eric	M37	Franklin, David	M37
Smith, Jennifer	W44	Young, James	M34	Total: 20		Hoffmann, Romano	M24
Total: 2		Total: 12		Big Sky Montana Masters		Kemper, Charnele	W43
Arizona Masters Swim Club Inc		Atascadero Swim Masters		Apple, Holly	W53	Lewis, Brian	M41
		Glenesk, Mark	M62	Total: 1		Lucev, Ante	M20
		Total: 1					

Name	Age	Name	Age	Name	Age	Name	Age
Center Grove Aquatic Club-16		Club Tribe		Total: 28		Petyniak, Jakub	M24
Madden, Mark	M41	Gass, Krista	W39	Columbia Masters Swim Team		Schaenen, Inda	W57
Simpson, Noah	M23	Greene, Shannon	W32	Taylor, Austin	M24	Total: 5	
Zarzecki, Bartosz	M24	Grier, Katie	W39	Total: 1		Dallas Aquatic Masters	
Total: 9		Restrepo, Marie	W55	Columbus Sharks Masters		Alkire, Jim	M59
Charles River Swimming Club, I		Slater, Douglas	M60	Bargar, Scott	M62	Garton, Barbara	W60
Weissman, Greg	M56	Williams, Rich	M42	Jones, Roger	M70	Garton, Daniel	M61
Total: 1		Total: 6		Kruczynski, Caroline	W25	Montgomery, James	M25
Chelsea Piers Connecticut-5		Cole YMCA Masters-16		Paige, Bruce	M41	Montgomery, Jim	M63
Palmer, Rebekka	W44	Clarke, Gregory	M70	Ritter, James	M61	Total: 5	
Van orden, Anna	W40	Total: 1		Ritter, Susan	W61	Davis Aquatic Masters	
Woody, Suzanne	W45	Colonials 1776		Total: 6		McPherson, Andrew	M71
Total: 3		Hiltabiddle, Steve	M51	Community Healthplex-16		Phalen, Jennifer	W53
Chelsea Piers Masters		Hug, Laurie	W53	Corr, Christopher	M39	Roper, Matt	M37
Chambers, John	M62	Keyser, Brian	M61	Davis, Eileen	W64	Russell, Jane	W55
Jurman, Jasper	M20	Saucy, Stephanie	W54	Herner, Susan	W69	Swenor, Gary	M63
Merena, Elizabeth	W65	Stevens, Craig	M65	McCluskey, Kevin	M39	Westergaard, Leslie	W75
Modrov, Drew	M28	Thornton, James	M65	Pollard, Vince	M59	Total: 6	
Sabala, Michael	M37	Watts, Sue	W63	Young, Michael	M50	Dayton Area Sharks	
Sawicz, Kasia	W33	Wolff, Melinda	W65	Total: 6		Courtney, Julia	W27
Total: 6		Total: 8		Concord Masters Swim Team		Glaser-Garbrick, Dan	M27
Chicago Athletic Clubs Masters		Colorado Masters Swimming		Mettham, Michael	M37	Halley, Franklin	M60
Dyer, Frank	M26	Abrahams, Richard	M73	Total: 1		Sanchez, Greg	M41
Farmer, David	M48	Addadi, Mehdi	M40	Conejo Valley Masters		Weber, Matthew	M38
Gold, Anne	W39	Barringer, Rob	M52	Cleavenger, Becky	W54	Total: 5	
Golembeski, Keri	W25	Batchelder, John	M37	Karren, Kelly	M44	Denton Area Swim Club	
Hasak, Amit	M56	Bergford, Brian	M36	Kirkpatrick-Reno, Nancy	W62	Drewes, Frank	M48
Healy, Devon	M29	Brackett, Bill	M60	Smith, Diane	W73	Tuttle-Best, Ann	W43
Madeira, Marco	M27	Burgess, Thom	M75	Weiderman, Jennifer	W51	Total: 2	
Mardy, Megan	W38	Carney, Kent	M70	Total: 5		District Of Columbia Aquatics	
Rowland, Emily	W24	Castor, Jimmy	M37	Connecticut Masters		Williams, Neill	M50
Santoro, Antonio	M35	Cummins, Ron	M58	Duguay, Melissa	W30	Total: 1	
Schoenauer, Steffan	M44	Doherty, Kevin	M44	Duguay, Robert	M33	DOC IU Masters Swimming	
Sheehan, Nichole	W39	Feely, Kevin	M66	Gerard, William	M26	Finn, Peter	M64
Shivakumar, Varun	M27	Henry, Shafer	M60	Lamontagne, Robert	M60	Kolovou, Tatiana	W51
Shopp, Haley	W25	Jimenez, Ignacio	M52	Spoon, Ryan	M37	Ramos, William	M53
Szabados, Bela	M44	Linke, Lyndsey	W38	Traester, William	M69	Stager, Nan	W63
Total: 15		Maleike, Corinna	W58	Total: 6		Total: 4	
Chicago Swedish Fish Masters-21		McDanal, Steven	M75	Cote Saint Luc Aquatics		Dolphins of the Desert-48	
Cordero, Billy	M50	Meeks, Patti	W53	Quane, David	M38	Samberg, Amy	W54
Glick, Meredith	W41	Melanson, Edward	M55	Quane, Eric	M42	Total: 1	
Goyette, Brian	M58	O'Connell, Fontaine	W43	Total: 2		Duneland Masters	
Holck, Andy	M46	Ogilby, Chuck	M75	Crimson Tide Masters Swimming		Gambetta, Miguel	M79
Tonelli, Marlana	W29	O'Sullivan, Chris	M43	Dennis, Grayson	M24	Hanas, Loree	W55
Total: 5		Pitcher, Stacey	W40	Total: 1		Total: 2	
Clovis Swim Club Masters		Trinidad, Reuben	M38	CSP Tideriders Master Swim Clu		E Team-12	
Herrmann, Danielle	W30	Webber, James	M50	Jarzen, Jacob	M27	Burns, Suzi	W71
Sanchez, David	M74	Weir, D. Scott	M60	Murphy, Conor	M27	Deaton, Rebecca	W42
Total: 2		Wise, Louise	W75	Pasquesi, Justin	M25	MacDonald, Emilie	W18
		Zupancic, Joseph	M42				

Athlete Roster – by Club

Name	Age	Name	Age	Name	Age	Name	Age
E Team-12		Excel Swimming-07		Gold Coast Masters		Hawaii Masters	
Total: 3		Elkis-Abuhoff, Deborah	W55	Beckwith, Harvey	M40	Reid, Colleen	W68
Earlham Aquatic Masters-16		Freund, Robert	M56	Riker, Tony	M73	Total: 1	
Brummett, Jamie	W37	Total: 2		Total: 2		HKG	
Rodefeld, Gary	M64	Fairport Area Swim Team Master		Golden Road Aquatics		Stamenovic, Ivan	M41
Smith, Richard	M72	Danner, Gregory	M37	Costigan, Matthew	M23	Total: 1	
Total: 3		Schwarz, Kurt	M32	Dickson, Kurt	M50	Hopkins Masters Swimming	
Elgin Blue Wave Swim Team		Total: 2		Fricaud, Christine	W54	Dalton, Beth	W62
Brown, Adam	M37	FFC SwimMonsters-21		Gaines, Billy	M37	Frimerman-Bergquist, Sandra	W34
Brown, Paul	M67	Milner, Paul	M64	Gibson, Emily	W22	Total: 2	
Cimilluca, Krista	W47	Total: 1		Havton, Jonathan	M19	Houston Cougar Masters	
Culver, Benjamin	M41	Fig Garden Swim Team		Hibbard, Kate	W33	Bermudez, Oscar	M39
Ellis, Joel	M60	Paul, Gordon	M65	Hochstrasser, James	M33	Denby, Karlene	W64
Hillegonds, Michael	M61	Total: 1		Lucero, Michael	M47	Keen, John	M54
Jensen, Rebecca	W43	Fort Wayne YMCA Sharks-16		Magee, Mark	M50	Mahaffey, Don	M57
Kracen, Cindy	W67	Anderson, Craig	M69	Scherwat Ducourneau, Wendy	W67	Visser, Linda	W48
Kracen, Scott	M69	Elizondo, Bill	M50	Sheaks, Heidi	W48	Total: 5	
Massow, Randy	M61	Gillie, Brian	M42	Thomas, Hillary	W35	HUNTINGTON YMCA-16	
Meyer, Kenneth	M62	Pacheco, Hector	M28	Winslow, Scott	M46	Bever, John	M69
Osborne, Oz	M72	Peirce, John	M69	Zderko, Carolyn	W51	Dilley, Alan	M66
Ota, Ken	M71	Robarge, Mark	M31	Total: 15		Dilley, Gary	M73
Quick, Holly	W41	Total: 6		Great Bay Masters Swimming, In		Ware, Steve	M70
Schark, Mark	M56	Fort Worth Area Swim Team		Cook, Emily	W32	Total: 4	
Schuetz, Liz	W59	Neville, Richard	M61	Schultz, Richard	M51	Huntsville Swim Assoc	
Sepulveda, Migdalia	W50	Total: 1		Total: 2		Crook, Bob	M58
Steenrod, David	M61	Freedom Aquatic Club		Great White Shark Aquatics-45		Masterson, Don	M58
Stiberth, Amanda	W53	Algera, Bonnie	W41	Donihe, Phil	M34	Total: 2	
Sur, Thomas	M35	Total: 1		Total: 1		Illinois Masters	
Ursu, Andrei	M60	Garden State Masters		Greater Holyoke YMCA Masters		Ackerman, Owen	M80
Vogel, Aileen	W66	Davidson, Michelle	W47	Cochrane, Scott	M65	Alexandrov, Plamen	M57
Weidner, Tim	M37	Luna Cruz, Ricardo	M35	Total: 1		Alsmeyer, Sasha	W24
Woerner, Bruce	M55	Remak-Ziff, Heidi	W66	Greenville Splash Masters		Avery, Bill	M58
Total: 24		Steadman Martin, Nancy	W63	Decker, John	M43	Bardak, Peter	M41
Ensworth Aquatics Masters		Total: 4		McAdam, Robert	M55	Barrett, Sean	M46
Fish, Abigail	W28	Gator Swim Club		Total: 2		Berning, Henrietta	W84
Hazen, John	M67	Faust, Raleigh	M44	Gulliver Swim Club		Bey, Jim	M52
Hollister, Mary	W38	Total: 1		Valdivia, Ricardo	M53	Biegler-Ciaccio, Leslie	W51
Jackson, Adam	M31	Georgia Masters		Total: 1		Black, Boyd	M61
Ladd, Laura	W50	Countryman, Marianne	W53	Hammerhead Aquatics		Block, Andrea	W56
Lenard, Walt	M81	Hughes, Carrie	W43	Aubrey, Michael	M57	Blumenthal, Jeffrey	M64
McPherson, Chris	W50	Rogan, Pam	W49	Cole, Andrew	M55	Bobo, Carol	W62
McPherson, Matt	M22	Sibilia, Maddie	W21	Grzeszczak, John	M59	Bolf, Victoria	W32
Richardson, Cheryl	W47	Sullivan, Mindy	W43	Hunter, Andy	M40	Bossert-Hartman, Carol	W57
Rietz, Heather	W50	Weyandt, Todd	M30	LeClair, Dale	W48	Brandt, Mark	M52
Silver, Isaac	M39	Total: 6		LeClair, David	M50	Brandt, Scott	M55
Twist, Christina	W31	Germantown Maryland Masters		Montero, Carlos	M41	Brown, Carol	W65
Total: 12		Postma, Terri	W48	Stewart, Ann	W47	Bruce, Madeline	W23
Excel Aquatics Masters-15		Total: 1		Torres, Martin	M41	Brunka, Christina	W33
Lutz, Daun	W51			Total: 9		Burfeind, Betty	W71

Name	Age	Name	Age	Name	Age	Name	Age
Illinois Masters		Holmberg, Tom	M59	Redig, Patty	W58	Barbee, Kathryn	W41
Bychowski, James	M57	Holmes, CJ	M31	Reidenga, Lisa	W46	Barnes, Pat	W60
Camin, Peter	M62	Holmes, Leigh	W25	Reidenga, Russell	M45	Bearden, Marcy	W39
Cammarata, Martha	W36	Hoover, Molly	W41	Riordan, Chris	M23	Bir, Lynne	W46
Carlson, Timothy	M38	Hoppe, David	M64	Roeing, Randy	M64	Bly, Phillip	M65
Cham, Candace	W45	Hunt, Amanda	W48	Roth, Charles	M59	Bowell, David	M81
Chapman, Sara	W36	Jacobs, Dave	M50	Rowley, Sage	M40	Bowen, Kris	W56
Cohn, Lee	M56	Jenkins, Timothy	M56	Ruderman, Richard	M59	Bowser, Lori	W40
Conley, Nancy	W60	Johnson, Christopher	M25	Sands, Liz	W49	Brown, Catherine	W25
Corr, David	M43	Jones, Cynthia	W68	Scanlan, Kevin	M63	Brown, Hayley	W22
Critchfield, Thomas	M60	Kafka, Heidi	W55	Schein, Howard	M73	Burke, Rachel	W21
Dahlberg, Peder	M68	Kasemsarn, Richard	M47	Schick, Mary	W85	Carlson, Megan	W34
Dahlke, Grant	M55	Keller, Matt	M48	Schmitz, Susanne	W60	Catellier, Kenneth	M57
Darling, Karen	W42	Kerr, Terry	W60	Schneider, Lauren	W59	Catlin, Andrew	M29
Davis, Jordan	W26	Kinsella, David	M40	Schukraft, Anne	W33	Chamberlain, Rick	M66
Davis, Joshua	M27	Kottke, Brenda	W50	Schwartz, Lisa	W55	Chop, Dahnya	W43
Davis, Paul	M54	Krismanits, Gene	M63	Secor, Don	M43	Cosper, Sue	W69
Del Greco, Jane	W61	Krull, Caitlin	W22	Seibt, Andreas	M60	Costill, David	M82
Dillmann, Liz	W53	Kryger, Ashley	W27	Seybold, Harvey	M63	Cummings, Brian	M58
Dodson, Phil	M65	Kulak, Marilyn	W62	Shamrock, Lisa	W50	Dattilio, Danielle	W23
Doerr, David	M35	Landers, Susan	W49	Shanahan, Mike	M47	Dawkins, Todd	M44
Dolezal, Edward	M61	LeBourgeois, Louise	W54	Shuster, Megan	W41	Day, Nadine	W47
Eklund, Nicole	W24	Levine, Nicola	W41	Sims, David	M55	DeBrotta, Anthony	M28
Ellison, Kristen	W32	Lind, Jason	M44	Smith, Liesl	W53	Dehnke, Annaleise	W24
Emmrich, Ann	W61	Lingner, Heather	W42	Smolinski, Carrie	W43	Dolence, Mike	M45
Espino, Rudy	M49	Loehr, Molly	W66	Soltys, Ted	M57	Egger, Barb	W64
Farmer, Anne	W48	Long, Robert	M70	Stratton, Christine	W59	Eriksson, Andrea	W27
Feczko, Nick	M27	Malas, Bryan	M50	Swedler, Susan	W64	Fine, Kevin	M42
Finney, Cynthia	W50	Mansfield, Lori	W27	Tan, Camille	W38	Forst, Jeremy	M40
Fort, Patrick	M40	McCanna, Collin	M29	Tanimura, Laurie	W65	Galvan-Sarabia, Luis	M33
Francis, Lee	M57	McClow, Richard	M87	Tetzlaff, Maurice	M41	Garcia, Christi	W51
Fraser, Alex	M29	McDaniel, Georgia	W71	Tietjens, Kiiri	W41	Gettelfinger, Cheryl	W60
Frech, Nancy	W44	Melnick, Daniel	M24	Toft, Victor	M65	Goldstein, Mel	M79
Frech, Raymond	M46	Merrill, Nick	M60	Tuchler, Jim	M53	Gregory, Ellen	W54
Frederiksen, Craig	M32	Meyer, Paul	M39	Urban, Mark	M48	Halbert, Jeffrey	M43
Froehlich, Kathryn	W56	Misener, Jim	M47	Van Huis, Alex	M30	Harris, Alon	M58
Gensler, Benjamin	M32	Moore, Mary	W61	Vogel, Matthew	M63	Harter, Michelle	W48
Gibson, Dave	M57	Mosley, Thomas	M38	Vogel, Nick	M35	Hartley, Brian	M34
Gilson, Kristine	W30	Moss, Lawrence	M62	Voudrie, Gregory	M55	Hartsock, Jane	W40
Goggin Young, Sara	W45	Mullins, Stephen	M85	Warren, Robert	M43	Hartsock, Steve	M44
Goodwin, Amy	W36	Murphy, Michael	M50	Wattles, Sonja	W48	Hasbrook, Sally	W69
Gorman, Jake	M25	Nagel, Lynne	W46	Webb, Joseph	M61	Hawks, Dean	M65
Grotke, Kevin	M45	Nelson, Laura	W27	Wendt, George	M70	Henahan, Patrick	M30
Gubaras, Aldas	M43	Pajeau, Nichelle	W43	Wenke, Dave	M37	Hirschman, Leigh Ann	W49
Haberstich, Brian	M51	Pawluk, Roxie	W52	Wilhelm, Annika	W50	Horiszny, Karen	W42
Haberstich, Carrie	W46	Pelaez, Cristina	W30	Williams, Valerie	W39	Humphrey, Mark	M55
Hackett, John	M67	Pentzien, Kirsten	W48	Wilson, April	W26	Hurley, Anne	W51
Hanson, Zac	M28	Popadic, Mirko	M63	Yanaga, Stephanie	W35	Jackson, Molly	W35
Harris, Ursula	W79	Powers, Alyssa	W29	Total: 170		Kappeler, Rachel	W21
Hartley, John	M31	Purvis, Adam	M33	Indy Aquatic Masters		Kerr, David	M52
Hartman, Van	M59	Reader, Paul	M42	Alexander, Drew	M46	Kirk, Carrie	W50

Athlete Roster – by Club

Name	Age	Name	Age	Name	Age	Name	Age
Indy Aquatic Masters		Smith, Erica	W31	Murakowski, Courtenay	W55	Total: 10	
Knight, Tracy	W45	Snyder, Alex	M28	Peterson, Julie	W45	Kroc Masters	
Lathrop, George	M44	Spratt, Mark	M62	Radtke, Julie	W42	Hamm, Michael	M60
Levy, Anne	W65	Stephens, Ryan	M46	Russell, Mary	W60	Henry, Lorna	W77
Lewis, David	M66	Street, Matthew	M44	Sitarz, Rachel	W33	Mauer, Julie	W56
Long, Christopher	M59	Stukenberg, Erik	M52	Thomovsky, Stephanie	W39	Penn, Jodi	W64
Long, Stephanie	W28	Stutsman, Rachel	W51	Total: 14		Sharpe, Anna	W26
Marvin, Linda	W44	Thomas, Bob	M65	JD Aquatic Masters		Total: 5	
McCulloch, Michael	M43	Trager Bohley, Kimberly	W44	Dussliere, Julie	W45	Lakota Family YMCA Masters Sti-1	
McPhail, Quinn	M23	Turner, Leah	W58	Total: 1		Cuticchia, Tom	M35
Mehring, Cheryl	W50	Vollmer, Patti	W56	Jordan YMCA MultiFit-16		Matchison, Darren	M35
Mennen, Marty	M81	Warren, Elizabeth	W41	Murphy, Ryan	M38	Total: 2	
Meyer, Molly	W23	Warren, Ryan	M43	Total: 1		Landshark Masters-8	
Miles, Mallory	W26	Watts, Kristyn	W28	Kailua Masters Swim Club-39		Krause, Mary Kay	W40
Miller, Britta	W34	Weaver, Jenny	W37	Gerber, Gregory	M66	Lovett, Mandy	W43
Mock, Jessie	W49	Weiss, John	M56	Total: 1		Total: 2	
Myers, Jerry	M80	Weiss, Laura	W23	Kenyon Masters		Lane 4 Swimming	
Mynatt, Kay	W28	Wilbrandt, Thierry	M62	Butler, Agnese	W38	Bofinger, Sarah	W31
Navarro, Antonio	M47	Wright, Sara	W71	Caldwell, Kellyn	W28	Stranzl, Colleen	W31
Newcom, Rachel	W33	Young, Bruce	M60	Caldwell, Kris	W56	Wetzel, Denise	W52
Norwood, Roberta	W58	Zedonis, Lisa	W56	Carroll, Erica	W38	Total: 3	
O'Mahony, Monica	W29	Total: 123		Carter, Jennifer	W47	Las Vegas Masters	
O'Malley, Mark	M41	Iowa Masters		Heis, Kenneth	M42	Alentado, Jason	M23
O'Neal, Matthew	M31	Bennett, Dennis	M52	Holcomb, Sarah	W39	Butler, Walter	M86
Pelletier, Kathy	W47	Brenton, Buz	M83	Johnson, Sarah	W39	Dolan LaMar, Diana	W60
Perrin, Thomas	M67	Eure, Paul	M52	Kendall, Neala	W39	Ferber, Noah	M19
Phillips, Leslie	W41	LeMaster, Stan	M70	Saiz, Hannah	W26	Hoffman, Shekinah	W24
Polack, Tim	M49	Ross, David	M56	Schaffer, Beth	W35	Kunovac, Jelena	W53
Pollard, Susan	W73	Schoville, Caitlin	W28	Schwab, Katherine	W41	Mitchell, Robert	M59
Port, Juliet	W42	Zapolski, Stacey	W50	Stawiski, Marisha	W41	Wegner, Dan	M46
Powers, Brian	M43	Total: 7		Ullom, Michael	M41	Wegner, Karin	W45
Powers, Dianne	W56	Irish Masters-16		Total: 14		Wilk, Katarzyna	W26
Prai, Alessandro	M31	Alamos, Fernando	M25	Kingsport Aquatic Center		Total: 10	
Quigley, George	M77	Cleaver, John	M65	Cleven, Detra	W49	Lawrence Masters Swimming-16	
Quoss, Ashley	W34	Estes, Hannah	W24	Hardin, Channing	M26	Unland, Mark	M55
Ratnayake, Asoka	M38	Gildea, Chris	M26	Helphinstine, Paul	M41	Warnke, Adam	M46
Recinto, Bob	M50	Lemaire, Larry	M65	Hine, Clare	W35	Total: 2	
Reiman, Timothy	M85	Regan, Margaret	W26	Total: 4		Libertyville Masters	
Roberts, Max	M21	Sill, Sherry	W57	Kona Aquatics		Klotz, Francine	W41
Romberg, Valerie	W62	Vogel, Peter	M28	Avery, Brenda	W53	Liberty, Laurel	W36
Rose, Jeffrey	M49	Total: 8		Avery, Sierra	W20	Mills, Jamie	M41
Rose, Zorba	M45	iSWIM		Borowski, Steve	M70	Myhre, Adam	M43
Rouch, Stephen	M37	Bonfitto, Jordan	W31	Devins, Jeff	M65	Strickland, Brice	M36
Saunders, Jessica	W27	Bulington, Carter	M24	Dixon, Matthew	M55	Whelchel, David	M56
Saunders, John	M30	Chorpenning, Andrew	M25	Finch, Merry	W63	Wilcox, John	M54
Schacht, David	M38	Johnston, Kevin	M59	Kimball, Patricia	W62	Total: 7	
Schnieders, Ann	W57	Kolo, Garrett	M49	Lee, Stanley	M61	Life Time Swim New Jersey	
Scruggs, Dana	W59	Kolo, Lisa	W49	Murray, Robert	M62	Millard, Jelani	M24
Shope, Jon	M52	Lapinskas, Christina	W32	Taylor, Barbara	W63	Total: 1	
Shuck, Susie	W52	Miller, Stephanie	W39				
Simon, Robert	M47						

Name	Age	Name	Age	Name	Age	Name	Age
Life Time Swim Ohio-17		Manatee Aquatic Masters Inc		Bednarcik, Sarah	W28	Gardon, Nathalie	W54
Angelos, Mark	M63	Cox, Juliet	W50	Belson, Sally	W69	Gelman, Rita	W85
Hackworth, Ed	M56	Dunlap, Ryan	M35	Berger-Mann, Sue	W58	Gogola, Laura	W82
Total: 2		Hamilton, Rick	M50	Betts, Marigene	W53	Goodrich, Kris	W46
Lincoln Masters and Others		Heath, Robert	M61	Blondell, Alicia	W31	Graetz, Jill	W39
Prey-Luedtke, Sharill	W53	Law, David	M32	Bordyukov, Aleksandr	M29	Graham, Paul	M52
Total: 1		Maidenberg, Eve	W41	Bristor, Kirk	M54	Grebe, Suzanne	W56
Little Rock Masters-23		Rublein, Susanne	W47	Brown, Denise	W58	Griffioen, Luke	M27
Martin, Doug	M65	Total: 7		Browning, Casey	M30	Haan, Colby	M25
Total: 1		Maryland Masters		Bruin, Peggy	W77	Hadden, Sue	W63
Longhorn Aquatics		Pfinsgraff, Joan	W64	Buck, Corrin	W53	Hadlich, Kelly	M60
Anderson McCarthy, Charis	W39	Total: 1		Burkhart, Kathleen	W52	Harris, Susan	W52
Irawan, Yuni	W54	Maryland Suburban Swim Club-10		Burstall, Danielle	W48	Harvey, Nathan	M58
Total: 2		Shaw, Chris	M36	Butler, Pat	W80	Hawkins, Meredith	W36
Los Angeles Peninsula Swimmers		Total: 1		Cabbage, Sean	M46	Hein, Cindy	W51
Finley, Ann	W55	Masters of Cerritos		Calcutt, Kathryn	W68	Hein, Stephanie	W23
Granger, Traci	W60	Condor-Fisher, Sarah	W46	Cammann, Cassie	W71	Helander, Aaron	M23
Lindstedt, David	M62	Total: 1		Cantrell, Connie	W47	Hendricks, Benjamin	M24
Linkletter, Chris	W52	Masters of South Texas		Cantrell, Mike	M46	Hood, Daniel	M57
Raine, Charlie	M58	Blake, William	M81	Carpenter, Erin	W50	Hypnar, Lisa	W64
Spivey, Bonnie	W59	Burns, Natasha	W46	Cassidy, John	M53	Izzi, James	M56
Van Nort, Steven	M66	Michaels, Charles	M59	Charlton, Allan	M81	Jacques McCullough, Dianne	W55
Wagoner, Victor	M62	Total: 3		Cheng, Angela	W76	Jaloszynski, Melissa	W36
Total: 8		McCallie School Masters		Christensen, Kurt	M52	Jennings, Jim	M48
Lowcountry Masters		Lau, Serena	W50	Christensen, Kyle	M21	Johnson, Dianne	W39
Colyer, Bob	M79	Total: 1		Christy, Nick	M44	Julian, Katharine	W50
Total: 1		Medina Masters Swim Club		Coffman, Chuck	M55	Kanner, Rebecca	W60
Lyons Masters-21		Hassan, Amro	M58	Colombo, Paula	W49	Karas-Foltz, Bonnie	W53
Clark, Gregory	M55	Semus, Joe	M47	Costa, Fernando	M33	Kim, Danny	M54
Costello, John	M51	Whiteway, Jeff	M47	Cowan, Neil	M40	Kiviluoma, Tuomas	M25
Cunningham, Kevin	M38	Total: 3		Cush, Rachel	W33	Ksebati, Fares	M26
Goodridge, Janet	W55	Mesa Aquatics Club-Masters-48		Dale, Michael	M41	Kukla, Anne	W47
Greska, Steve	M57	Biegel, Mark	M52	Damroth, Rachel	W28	Lecerf, Olivier	M61
Johnson, Eric	M62	Menard, Joanne	W70	Daniels, James	M27	Lindley, Sarah	W44
Slad, Thomas	M46	Thomas, Erin	W44	Day, Lawrence	M67	Logan, Brett	M39
Vear, Donald	M58	Total: 3		Destree, Nathan	M26	Lokensgard, Erik	M75
Total: 8		Michigan Masters		Dixon, Lou Ann	W50	Lubisco, John	M25
Madison Titans		Adamy, Amy	W27	Doak, Kevin	M37	Mahler, Jay	M71
Berry, David	M58	Allon, Michael	M28	Doud, Robert	M95	Mange, David	M62
McCoy, Peter	M48	Alt, Susan	W63	Early, Marilyn	W60	Martin, Ray	M80
Villarreal, Allison	W55	Amelon, Mitzi	W55	Einhaus, Kurt	M51	Masimore, Lyle	M59
Von Jouanne, Daniel	M31	Amis, Martha	W76	Field, Jayson	M45	Mastrandrea, Sarah	W24
Von Jouanne, Roger	M57	Amodeo, Ashley	W25	Fitzmorris, Drew	M58	Maunu, April	W45
Total: 5		Anderson, Tony	M54	Flynn, John	M50	McClellan, Jennifer	W48
Maine Masters Swim Club		Arneson, Gaard	M70	Foltz, Carl	M56	McDermott, Sean	M50
Dray, Jonathan	M23	Aschan, Patricia	W24	Forgione, David	M63	McEntire, Ari	M50
Flinn, Emma	W68	Aumiller, Joe	M60	Fort, Robert	M60	McFee, Andrew	M32
Total: 2		Bailey, Jeff	M51	Fortune, James	M64	McKenna, Stephen	M40
		Bartkowiak, Sallie	W52	Fowler, Danielle	W24	Melgar, Tom	M56
				Franas, Ann	W66	Mertz, Jeffrey	M30
				Gabriel, Hannah	W26	Michel, Emmanuelle	W51

Athlete Roster – by Club

Name	Age	Name	Age	Name	Age	Name	Age
Michigan Masters		Tory, Monica	W45	Leonard, Roger	M70	Dobie, Bruce	M60
Michel, Patrick	M47	Tracy, Ryan	M39	Roddin, Hugh	M76	Egan, Brian	M50
Milliken, Kathleen	W40	Van Dyke, Anne	W65	Roddin, Jeffrey	M49	Erickson, Lauren	W33
Mitchell, Ayinde	M38	Vanden Brulle, Kitty	W73	Total: 4		Erickson, Martha	W66
Montgomery, JoLynn	W46	Vanderkaay, Christian	M36	Mountain View Masters		Fuenmayor, Jose	M74
Mueting, Mary	W53	VanderMey, Mark	M52	Campbell, Chris	M57	Kendrick, Anne	W66
Nathan, Anna	W37	Veen, Maria	W47	Total: 1		King, Edward	M63
Nathan, Barry	M69	Wall, Harriet	W75	MOVY Masters		Layden, Scott	M59
Nathan, Laura	W69	Walters, Paige	W26	Baleka, Siphwe	M47	LeMaistre, Charles	M64
Nitkiewicz, James	M47	Way, Amy	W32	Bisogno, Laurie	W65	Long, Michael	M49
Olson, Chuck	M68	Weaver, Kathleen	W71	Blattner, Susan	W60	Morse, Celia	W57
Olson, Karl	M54	Webley, James	M65	Bundy, Chris	M40	Ockerman, Jeff	M63
Olzmann, Kurt	M73	Weir, Sue	W61	Hall, Floyd	M76	Riedinger, Kelly	W38
Oxner, Adam	M26	Welsh, Tom	M56	Mathews, Sean	M28	Sarbacker, Sarah	W38
Palmer, Bill	M67	West, Matthew	M43	Miller, Brent	M58	Shavrov, Alexander	M42
Palmer, Joe	M40	Wortman, Jennifer	W34	Miller, Paige	W38	Stephens, Chris	M44
Parker, Randy	M63	Wuchte, Mathew	M47	Murray, Dave	M85	Tureau, Corinne	W47
Perry, Ron	M47	Wyncott, April	W59	Musser, Seth	M25	Whitney, Ashley	W38
Phillips, Mike	M61	Yager, Laura	W33	North, Andrew	M26	Total: 21	
Pierce, Julie	W50	Zacks, Daniel	M19	Orwick, David	M58	New Albany Aquatics Club	
Pogue, Jim	M57	Zirger, Brigitte	W65	Poste, Rob	M52	Appleby, Andrew	M23
Putnam, Clay	M60	Total: 185		Recalde, Marco	M63	Arner, Andrea	W37
Richardson, Lindsay	W38	Minnesota Masters Swim Club		Sherman, Bill	M59	Barton, Tanner	M22
Richardson, Melissa	W47	Bindert, Chris	M38	Thompson, Anthony	M54	Bauer, Mary	W70
Rietema, Brad	M41	Brenton, Ken	M59	Valley, Eric	M56	Bey, Matthew	M34
Riley, Kim	W46	Dowd, Jeffrey	M43	Welchlin, Bob	M61	Birnbrich, Andrew	M28
Rochon, Harold	M60	Ewing, Michael	M51	Total: 18		Birnbrich, Chris	M54
Rogers, Julie	W50	Fittipaldi, Carolyn	W24	Munster Masters		Birnbrich, Hayden	M25
Scapini, Karen	W51	Jeske, Ingrid	W34	Blyler, Beth	W33	Birnbrich, Luke	M21
Schemanske, Carol	W65	Kleffman, Robin	M70	Bolda, Barbara	W56	Birnbrich, Mark	M51
Schmaltz, Elizabeth	W38	Kochendorfer, James	M57	Byers, Jelena	W35	Birnbrich, Zachary	M26
Schuldinger, Michael	M56	Larsen, Babs	W70	Carlson, Michael	M49	Bixler, Jan	W69
Schwartzenberger, Thomas	M64	Melsen, Krisie	W37	De Boer, Karen	W42	Briseno, Amanda	W35
Sederberg, Kathryn	W33	Recker, Jeffrey	M41	Goodpasture, Jesse	M31	Briseno, Osiris	M42
Sherman, Matt	M42	Ridge, Jennifer	W49	Hasse, William	M62	Callahan, Jim	M60
Somand, Heather	W38	Rosales Yepez, Jose	M32	Livingston, Tommy	M50	Callahan, Keeler	M24
St. Germain, Eric	M55	Seguin, Mark	M45	Luptak, Alexandra	W32	DeVennish, Arthur	M35
Staudacher, David	M65	Silver, Allyn	W53	Madgiak, Jen	W32	DeVennish, Edward	M73
Steed, Chad	M46	Young, Robert	M53	McCracken, Elaine	W55	DeVennish, Elaine	W69
Stover, John	M76	Total: 16		Peterson, David	M33	Fisher, Dennis	M58
Sturdy, Clisty	W44	Mission Viejo Masters		Rokosz, Adam	M34	Fisher, Zachary	M32
Sturdy, Patrick	M48	Dougherty, Mindy	W65	Rokosz, Peter	M36	Flesner, Brooke	W38
Swalwell, Donald	M52	Fava, Silvia	W57	Skinner, Jamie	W35	Fritsch, Dale	M59
Szuba, Dan	M24	Gunnell, Steve	M47	Szafranski, Lisa	W37	Fritsch, Jamie	W23
Szuba, Timothy	M23	McLaughlin, Lisa	W54	Whitney, Julie	W48	Gerken, Dustin	M33
Szymczak, Wendy	W59	Montrella, Beverly	W71	Total: 17		Guist, Quinn	M52
Taffee, Roberta	W62	Travaini, Carlo	M55	Nashville Aquatic Club Masters		Halloran, Ross	M42
Teach, Coleman	M62	Total: 6		Berry, Valerie	W47	Hill, Keith	M43
Ten Hoor, Richard	M71	Montgomery Ancient Mariners		Blaseio, Poppy	W31	Hoefler, Fritz	M68
Thompson, Frank	M66	Britt, Clay	M57	Bruce, Elizabeth	W34	Holden, Blake	M41
Thorpe, Jacqueline	W57					Howard, Patrick	M32

Name	Age	Name	Age	Name	Age	Name	Age
New Albany Aquatics Club		Goodale, Rainy	W48	Noblesville Adult Swim Team		Lindauer, Kerry	W43
Hunte, Edward	M38	Goodwin, Kim	W60	Baker, Greg	M65	Lindholm, Kyle	M25
Hunte, Rod	M36	Grady, Seth	M53	Bennett, Mike	M36	Miller, Jamie	M63
Kauscher, Robert	M34	Grilli, Tracy	W61	Davies, Patti	W35	Moore, John	M56
King, Nathan	M33	Haring-Smith, Bob	M65	Havice, Natalie	W45	Moran, Marty	M51
Klestinec, Robin	W56	Hayes, Christie	W70	Kaneshiro, Knoel	M50	Quattropani, LeeAnne	W39
Koenig, Karen	W52	Hsieh, Alan	M24	Kubek, Ginny	W71	Quillen, Diane	W54
Kopp, Melanie	W42	Jensen, Sue	W57	Layton, Teresa	W54	Sanchez, Greg	M60
Kovach, Jodi	W43	KielyKilpatrick, Carolyn	W53	Maydak, Jeffrey	M44	Sauter, Trace	M29
LaMastra, James	M42	Mansilla, Frankin	M58	Miller, Robert	M58	Thomas, Chandler	M28
Lehr, Gunner	M45	Moran, Daniel	M36	Reeves, Brian	M55	Van der Horst, Charles	M66
Lemen, Sarah	W48	Myers, Richard	M70	Rian, Victoria	W51	White, Kristin	W27
Linek, Abigail	W19	Naylor, Jeff	M59	Rosenau, Mark	M44	Wolff, Celia	W52
Linek, Scott	M47	Ohman, Niclas	M43	Rosier, Nicholas	M34	Womble, Jennifer	W39
McKinley, Ryan	M42	Pasterczyk, Christine	W51	Shirey, Mark	M60	Zubrod, Stephen	M63
Morris, Richard	M54	Plencner, Bob	M65	Sikich, Christopher	M39	Total: 38	
Nance, Chad	M45	Rood, Jenny	W33	Sutton, Robert	M42	North Texas Lonestars	
Oldham, Brian	M37	Schlicher, Fred	M69	Teske, Brian	M35	Glass, Mark	M43
Osterhage, Raymond	M25	Stokes, Karin	W57	Tobias, Erin	W40	Mason, Jes	W32
Parey, Christine	W40	Tyler, Bob	M55	Wang, Stephanie	W30	Total: 2	
Plotz-Saribalas, Amy	W45	Uustal, Diann	W71	Welklin, David	M52	Northern Kentucky Swordfish Ma-	
Purdie, James	M66	Williams, Melinda	W36	Wollenhaupt, Eric	M47	Bierwirth, Larry	M62
Ricketts, Mary Pat	W75	Total: 36		Total: 21		Gutowski, Mark	M62
Schneider, Lindsey	W36	New Mexico Masters Swimming		Norseman Masters Swim Club		Kremer, Marianne	W62
Sedivy, Angela	W55	Barsun-Villa, Adelheid	W21	Straka, Peter	M75	Race, Loretta	W40
Tarnapol, Pete	M61	Total: 1		Total: 1		Total: 4	
Tribuzi, Scot	M60	New Trier Aquatics-21		North Carolina Masters Swimmin		Northern Sierra Masters Swimmi	
Viersen, Campbell	W21	Crewe, Sarah	W57	Alton, Dale	W60	Dodd, Dina	W54
Vocke, Joe	M47	Raese, TR	M45	Andersen, Morten	M47	Total: 1	
Webb, Brittany	W28	Total: 2		Bober, Richard	M67	Novaquatics Masters-33	
Webb, Chrissy	W37	New York Athletic Club		Braun, Erika	W46	West, Steve	M46
Wharton, Dave	M48	Collyer, Courtney	W27	Buckley, Jennifer	W46	Total: 1	
Wilhelm, John	M50	Flinn, Rachel	W26	Carter, Eddie	W47	O2 Performance Aquatics	
Williams, Rowan	M25	Frawley, Robert	M29	Coleman, Rick	M52	Currin, Jack	M48
Total: 64		Gary, Kristin	W50	Conroy, Michael	M71	Myer, Cynthia	W65
New England Masters Swim Club		Goldberg, Brian	M40	Dallamura, Scott	M39	Total: 2	
Atkinson, Fiona	W67	Kelsey, Jane	W42	Dore, Mary	W54	Oahu Club Masters Team	
Baudis, Christina	W41	Margherio, John	M27	Dunn, Sara	W45	Lileikis, Joseph	M55
Bierwert, Karen	W65	Parsons, Kristina	W27	Fox, Will	M25	Stevens, Rhoads	M64
Branch, Katherine	W60	Ripley, Rachel	W27	Gass, Melissa	W50	Total: 2	
Bright, David	M65	Schweitzer, Paul-Marc	M26	Greene, Dana	W49	Oakdale Aquatics Masters-38	
Carroll, Stephen	M48	Tapiero, Dan	M50	Heijnen, Michel	M31	Satterfield, Jon	M60
Chatinover, Jonathan	M56	Total: 11		Holland, Amy	W46	Total: 1	
Crusco, Kysa	W42	Nickel City Splash Swim Team		Holland, Irish	W38	Off Piste Aquatics-32	
Davis, William	M59	Cannamela, Donald	M71	Jones, Amanda	W18	Anziano, Marcia	W73
Delorey, Laura	W55	Total: 1		Jones, Rebecca	W50	Glenn, Katie	W41
Downing, Jennifer	W39	Nitro Swimming		King, Eric	M46	Glenn, Tim	M62
Edsall, David	M70	Unruh, Steven	M51	King, Victoria	W42	Total: 3	
Epstein, Daniel	M68	Total: 1		Klein, Jonathan	M60		
Fuerman, Ross	M65			Lee, Lawrence	M49		

Athlete Roster – by Club

Name	Age	Name	Age	Name	Age	Name	Age
OHIO Masters Swim Club-18		Quintana, Ken	M62	Griffin, Joan	W80	Total: 76	
Ashbaugh, Chandler	W23	Total: 2		Hanssen, Erik	M46	Palmetto Masters	
Beatty, Chuck	M59	Oregon Masters		Hare, Fran	W67	Ballard, Jessica	W29
Beck, Pam	W61	Adams, James	M40	Heacock, Robert	M68	Beardmore, Roger	M66
Bergmann, Kristen	W45	Andrus-Hughes, Karen	W60	Hogan, Thomas	M83	Betenbaugh, Adrienne	W32
Braniecki, Ashley	W32	Cavender, Erin	W23	Irish Bostic, Linda	W54	Betenbaugh, David	M42
Byrne, Hilary	W55	Daggett, Anna	W22	Johnston, Bob	M81	Brown, Dana	W70
Clary, Barbara	W56	Fasbender, Alice	W79	Johnston, Bonnie	W66	Bruce, Stacey	W43
Colker-Eybel, Cara	W26	Fasbender, Barry	M80	Jones, Eney	W57	Brzezinski, Jay	M71
Cox, Daniel	M57	Foges, John	M74	Kitzman, Scott	M48	De Herder, Elizabeth	W59
Daily, John	M90	Hathaway, David	M57	LaMonica, Mike	M57	Ekman, Evan	M53
Definis, Jay	M58	Kelber, Michael	M70	Lebost, Daniel	M31	Fieni, Sadie	W28
Dorsch, William	M66	Kilburn, David	M41	Lindahl, Lennart	M48	Francis, Susan	W65
Douglass, Marilyn	W68	Kinder, John	M45	Linton, Tom	M47	Gasparovic, Kimberly	W30
Douglass, Nick	M68	Lamb, Willard	M95	Loder, Scott	M37	Harriman, Sarah	W34
Easton, Luise	W79	Larson, Allen	M65	Lotano, Daniel	M37	LeMoine, Benjamin	M33
Feldkircher, Mary	W57	Miller, Matt	M40	Lyon, Bruce	M79	Malik, Michael	M36
Hall, Sid	M82	Rousseau, Sandi	W70	Magazine, Andrew	M27	McWilliams, Haley	W23
Hodgekins, Amy	W47	Shepherd, Sara	W35	Manrique, Alejandro	M37	Moro, Erin	W39
Janasko, James	M59	Toppel, Margaret	W70	Miller Caulkins, Karinne	W56	Shake, Joe	M59
Jaroszewicz, Matthew	M28	Voll, Robert	M60	Mitchell, Jeannie	W71	Sites, Tyler	M27
Johnson, Rhonda	W54	Ward, Joy	W75	Mitchell, Suzanne	W69	Slowey, Michael	M60
Kappa, Gregory	M71	Werhane, Cynthia	W49	Moak, Mary	W61	Thaler, Daniel	M30
Kelley, Kevin	M56	Total: 20		Moreno, Al	M59	Vogler, Terry	M45
Learmonth, William	M78	Palm Beach Masters		Morgan, Samantha	W21	Wilson, Jamie	W51
Marshfield, Ann	W59	Ames, Eddie	M48	Morris, Hillary	W42	Yocum, Kari	W40
McCardle, Kevin	M62	Andara, Melanie	W36	Mullings, Shannon	W30	Total: 24	
McCullister, Andrew	M25	Andrews, Theresa	W55	Nuudi, Laura	W37	Patriot Masters Swim Team	
Morris, Elizabeth	W34	Beach, Christopher	M48	Parsons, Roger	M71	Geskos, Evangeline	W34
Motheral, Thomas	M70	Berwald, Joshua	M38	Pearson, Quincy	W34	Total: 1	
Norton, Judith	W60	Bessire, Brent	M49	Perez, Kingberly	W26	Peddie Aquatic Association	
Porter, Elizabeth	W52	Billingsley, Patrick	M37	Pipes, Karlyn	W56	Gibson, Christopher	M62
Rea, Gloria	W56	Blackburn, Lisa	W46	Pisano, CJ	W31	Total: 1	
Sautters, Robert	M66	Brosius, John	M58	Putnam, David	M73	Peoria Area Water Wizards Mast-2	
Smith, Melinda	W65	Burton, Tamara	W59	Quiggin, David	M73	Baley, Rebecca	W51
Spence, Diane	W65	Camp, Robyne	W71	Ragalie, Diane	W65	Butler, Sarah	W40
Spence, Thomas	M73	Cannan, Patrick	M77	Schmidt, George	M68	Hammerton, Alison	W47
Terkel, Lawrence	M70	Caudrillier, Francois	M55	Smith, Rebecca	W41	Johnsen, Amber	W39
Turner, Lisa	W60	Childs, Lee	M69	Soucie, Helen	W62	Miller, Tracy	W52
Turner, Tamarind	W18	Craffey, Joan	W65	Straeck, Michael	M72	Perisin, Raymond	M57
Verardi, Ryan	M35	Dietrick, Karen	W53	Tessin, Chris	M47	Querciagrossa, AJ	M53
Williams, Robert	M79	Dundey, Caitlin	W29	Treible Slaton, Kathy	W56	Swanson, Tim	M36
Total: 41		Ferron, Lars	M62	Ufford, Kate	W42	Zerbonia, Nicholas	M26
Ohio Splash		Fisher, Alex	M78	Warner, Shawn	M23	Total: 9	
Cahoon, Matt	M30	Fitzpatrick, Maureen	W66	Wasko, Cameron	M24	Petaluma Salty Krakens	
Clark, Gregory	M34	Foley,Carolynn	W74	Weir, Paul	M32	Mange, Kenneth	M65
Peppercorn, Andrew	M40	Gawriljuk, Douglas	M46	Wenzel, Chris	W58	Total: 1	
Total: 3		Goldsmith, Colin	M41	Whitcomb, Grant	M55	Phoenix Aquatic Club-6	
Omaha Masters Swim Club		Goodwin, Cathy	W52	Williams, Tracy	W45	Martinko, John	
Connolly, Molly	W35	Green Blair, Holly	W54	Wilson, Todd	M32		
				Zilch, Kurt	M45		

Name	Age	Name	Age	Name	Age	Name	Age
Phoenix Aquatic Club-6		McIntyre, Shannon	W53	Gianniny, Bruce	M67	Bell, David	M42
Taylor, Tallie	M43	Murphy, Nathan	M40	Gianniny, Dana	W48	Cole, David	M42
Total: 2		Nixon, Blake	M20	Schmidt, Rachel	W24	Harbourt, Cliff	M45
Phoenix Swim Club		Nygren, Mats	M52	Total: 3		Roberts, David	M46
Barcinas, Ken	M25	Pederson, Nicholas	M21	Rocklin Aquatics Masters		Total: 4	
Courtney, Chris	M45	Pehrson, Josh	M21	Neuman, Larry	M55	Santa Rosa Masters	
Dreitzler, Todd	M48	Pelham, Kathy	W45	Total: 1		Morales, John	M60
Gamroth, Grant	M21	Phillips, Daniel	M55	Rockwall Aquatics Masters		Rueda, Marcela	W36
Inada, Noriko	W39	Reid, Walt	M77	Olsen, Cat	W48	Total: 2	
Mayer-Liotta, Ashley	W38	Truong, Dominique	M79	Total: 1		Sarasota YMCA Sharks Masters-14	
Schuster, Fred	M54	Walker, Thomas	M71	Rose Bowl Masters		Albino, Jorge	M43
Total: 7		Welch, Sarah	W71	Bell, John	M75	Buxton, Sylvia	W52
Post Swimming		Winter, Doug	M49	Burnett, Nicholas	M36	Couch, Bob	M71
Koster, Carolyn	W56	Total: 39		Capizzi, Stefanie	W31	Deery, Kyle	M33
Longo, Ken	M65	Red Tide		Charpentier, Caroline	W29	Guins, Ann	W64
Total: 2		Moll, Sebastian	M53	Duraj, Michelle	W25	Keiber, Casey	W40
Powel Crosley, Jr YMCA-17		Total: 1		Durieux, Chad	M38	Kirkpatrick, Laura	W58
Bergman, Michael	M57	Reston Masters Swim Team		Durieux, Kyle	M39	Mehok, George	M50
DeWitt, Martin	M53	Baldwin, Craig	M44	Fisher, Sean	M23	Mench, Edward	M51
Ferguson, Annie	W32	Brightwell, Kim	W58	Freundreis, Lauren	W29	Meyers, Susan	W76
Gagnon, Caitlin	W23	Carlson, Jennifer	W38	Hacobian, Anais	W21	Stultz, Todd	M58
Wasserman, Neil	M63	Groves, Lisa	W53	Hand, Samantha	W23	Total: 11	
Total: 5		Gwilliam, Glenn	M39	Lum, Andrew	M24	Sawtooth Masters	
Puget Sound Masters		Hanford, Jeremy	M36	Mansfield, Nikkie	W31	Clemmons, Jim	M68
Alsberg, Maoz	M49	Johnson, Mindy	W54	Marrinucci, Jena	W28	Total: 1	
Anderson, Jordan	M19	Koons, Andrew	M25	Porrizzo, Ralph	M25	Sea Devil Swimming Masters	
Baber, Caroline	W21	Manheim, Lucy	W75	Samia, Austin	M20	Ritter, Laura	W36
Bell, Alan	M68	McNamara, Beth	W52	Samia, Seanryan	M23	Total: 1	
Carmosino, Vince	M48	Nelson, Tanja	W48	Shockro, Ellen	W75	Shaker Swimming	
Casey, Kathrine	W69	Nobbe, Nick	M79	Stephenson, Dan	M61	Rae-Grant, Alex	M60
Castle, Matt	M46	Pilette, Sterling	M76	Sterne, Erik	M65	Total: 1	
Caulfield, Miranda	W21	Shapiro, Margaret	W41	Sutton, Richard	M25	Sierra Marlins Masters	
Clark, Austin	M22	Snowwhite, Larry	M71	Turner, Lauren	W25	Guthrie, Sally	W68
Colella, Mariel	W32	Total: 15		Total: 22		Total: 1	
Colella, Rick	M66	Rice Aquatic Masters		San Diego Swim Masters		Sierra Nevada Masters	
Deardorff, Emily	W20	De Groot, John	M48	Freshley, Mike	M77	Class, Patrick	M69
Doherty, Todd	M47	Guthrie, David	M57	Ganze, Cathy	W60	Evans, Genevieve	W44
Ella, Ellen	W40	Kone, Bruce	M60	Hohn, Chris	M49	Faurot, Michelle	W57
Fogg, Stephen	M69	Mastracchio, Dominic	M43	Hubbard, Donald	M90	Friedlander, Rebecca	W51
Fritschen, Tom	M62	Yarid, Jay	M55	Mitchell, Tom	M85	Graffis, Kevin	M58
Gates, Jordyn	W19	Total: 5		Ralphs, Tony	M74	Hamilton, Nathan	M49
Glassman, Debbie	W64	Rio Grande Swim Club		Siegel, Christine	W61	Hrindo, Jan	W46
Hayes, William	M66	Moulton, Matthew	M52	Strate, Brian	M51	Huestis, Doug	M70
Haynie, Carl	M57	Napier, Charles	M67	Von Hoffmann, Gerard	M62	Johnson, Clifford	M66
Hering, Brad	M56	Total: 2		Total: 9		Klencke, Barbara	W60
Hunt, Andrea	W70	RIO Salado Swim Club		Santa Barbara Masters		Lawrie, Dawn	W42
Jones, Brad	M52	Jean, Brandy	W43	Johannsen, David	M63	Lintz, Steve	M67
Kaestner, Katie	W24	Total: 1		Total: 1		Louhichi, Nadia	W37
Kays, David	M50	Rochester Area Masters Swimmin		Santa Cruz Masters Aquatics		Miller, Celeste	W68
Larsen-Teeters, Michael	M18						

INFINIT

THE ORIGINAL CUSTOM SPORTS FUEL™

- ✓ 100% ALL-NATURAL
- ✓ ZERO STOMACH DISTRESS
- ✓ NO ARTIFICIAL COLORS OR FLAVORS ADDED
- ✓ HYDRATES AND REPLENISHES




**U.S. MASTERS
SWIMMING**
Official Partner

InfinitNutrition.com

Athlete Roster – by Club

Name	Age	Name	Age	Name	Age	Name	Age
Sierra Nevada Masters		LaFree, Matthew	M31	Klepchick, Paul	M43	Bishop, David	M59
Petrilla, Eric	M48	Lauck, Mary	W30	Meade, Matthew	M52	Hamann, Susan	W55
Robertson, Lindsay	W29	Ledley, Ben	M60	Petyk, Jennifer	W46	Miller, Dana	M52
Sorensen, Susan	W49	Luber, Michael	M39	Strock, Justin	M40	Schapiro, Adam	M31
Tyler, A Susan	W69	Malec, Andy	M39	Total: 6		Whitehead, Jayne	W59
Tyler, Sarah	W73	Marcussen, Charles	M43	South Metro Storm Swim Club-30		Total: 5	
Walker, Joseph	M76	Mattei, Kimberly	W46	Castro Diaz, Gonzalo	M24	Sportsplex-5	
Total: 20		Meck, Howard	M26	Mitchell, Timothy	M24	Thompson, Chris	M60
Silver Peak Performance		Medlock, Gordon	M71	Total: 2		Total: 1	
Jacobs, Naomi	W32	Overmyer, Andrew	M44	Southeastern Area Masters Swim-		Spring Valley YMCA Masters	
McPeak, Charles	M47	Overmyer, Christopher	M46	Bischoff, Jillian	W26	Evans, Jeffrey	M52
McPeak, Kris	W50	Pejza, Steven	M45	Dillon, Robert	M30	Gross, Jeremy	M46
Younkins, Karen	W31	Peterson, Erik	M38	Elber, Joel	M30	Lampe, Betty	W62
Total: 4		Peterson, Karl	M47	Geesaman, Adam	M38	Mahaney, Melanie	W27
South Bend Riley Masters-16		Pieniazkiewicz, Ralph	M53	Hawes, Susan	W57	Rees, Greg	M48
Badman, Brian	M44	Reznik, Randy	M57	Olson, Jeff	M42	Sangmeister, Gary	M47
Baker, Adam	M48	Rose, Patrick	M49	Pugh, Greg	M48	Total: 6	
Baker, Logan	M24	Ross, Jack	M41	Stolle, Christine	W41	St Augustine Cyclones Masters-14	
Baker, Paul	M67	Salmon, David	M21	Stolle, Matt	M44	Rogulj, Bonnie	W32
Baker, Timothy	M72	Santos, Miguel	M24	Wachtel, Ben	M28	Rogulj, Vanja	M36
Berebitsky, Douglas	M48	Saylor, John	M71	Witt, Abby	W35	Total: 2	
Berebitsky, Edward	M71	Schlifke, Peter	M34	Total: 11		St Pete Masters Inc	
Berebitsky, Gary	M60	Schlueter, Benjamin	M41	Southern Masters Swimmers		Bogue, Sherri	W54
Berebitsky, Jeff	M42	Shafer, Allison	W28	Enderle, Wendy	W41	Clark, Dawn	W53
Berebitsky, Steve	M46	Shank, Jason	M41	Total: 1		Davis, Kern	M63
Bernhardt, William	M39	Smith, Bruce	M43	Southern Pennsylvania Masters-8		Herman, Eric	M46
Bonham, Geoffrey.	M44	Stackhouse, Adrian	M36	Anttonen, Judy	W77	Page, Anne	W70
Brown, Ryan	M36	Thibault, Lydia	W20	Worral, Dave	M64	Rager, Ryan	M43
Cavadini, Eva	W28	Thibodeau, David	M52	Total: 2		Rager, Steven	M69
Cavadini, Louis	M33	Thornburg, Brian	M44	Southern Utah Swimming Associa		Selles, Carl	M71
Davidson, Jack	M41	Toothaker, Bradley	M49	Gilmore, Cindy	W62	Steinmann, Sharon	W60
Dunderman, Marc	M50	Turner, Adam	M37	Schroeder, Bruce	M66	Stiles, David	M28
Eddy, Carson	M44	Utz, Chris	M37	Smith, Mary	W65	Texel, Paula	W47
Faludy, Tom	M71	Utz, Nathaniel	M31	Total: 3		Westerman, Karen	W50
Floden, Dennis	M78	Warter, James	M41	Southwest Indiana Masters-16		Zien, Livia	W52
Frederick, Blaine	M41	Warter, Joseph	M39	Bez, Guillermo	M45	Total: 13	
Goldwin, Bob	M42	Weisser, Karl	M27	Born, Jason	M45	St. Louis Area Masters	
Gray, Tim	M42	White, Daniel	M65	Cox, Mark	M62	Alef, Grant	M25
Griffin, Robert	M70	White, EG	M69	Dawkins, Adam	M42	Alef, Valerie	W25
Hall, David	M44	White, Michael	M49	Gifford, Kathryn	W57	Aud, Susan	W63
Heaton, Joseph	M44	Wosick, Steve	M47	Heathcott, Maria	W29	Auld, Brandon	M42
Henry, Keith	M37	Zimmer, Timothy	M48	Mruk, Benjamin	M36	Barkley, Maryanne	W57
Henry, Nicholas	M33	Zircher, Julia	W37	Robb, Jeff	M46	Bauer, Diann	W59
Herbert, Jonathan	M40	Total: 78		Sawyer, David	M45	Davidson, Wallace	M65
Herbert, Josh	M42	South Davis Masters		Vickers, Mark	M59	Dowd, Douglas	M57
Hudak, Kyle	M31	Woods, Thomas	M56	Wagner, Luke	M58	Enge, Jeffrey	M29
Huffman, Aaron	M42	Total: 1		Winiger, John	M58	Golz, Bob	M61
Huffman, Shane	M41	South Hills Aquatic Masters of-11		Total: 12		Hernandez, Abby	W25
Jessup, Scott	M63	Caves, Judy	W58	Southwest Ohio Masters		Hernandez, Michael	M27
Koch, Joe	M46	Darcy, Peter	M42			Hopson, Bruce	M52



UNLIMITED

FREE RECOVERY

DRINKS FOR USMS SWIMMERS
& A WHOLE LOT MORE.



DOWNLOAD


THE P2LIFE APP

SCAN THIS CODE WITH YOUR
PHONE TO LEARN MORE



Athlete Roster – by Club

Name	Age	Name	Age	Name	Age	Name	Age
St. Louis Area Masters		Donahue, Meghan	W28	McCloskey, Cecilia	W68	Gough, Neville	M30
Jones, Diane	W56	Iovanovich, Courtney	W28	Miller, Michael	M31	Haberek, Cork	M61
Ko, Rebekah	W31	Iovanovich, Igor	M30	Moffett, Erica	W48	Holbrook, Dana	W44
Lau, Amanda	W33	Scholz, Amanda	W42	Monahan, Becky	W57	Humphrey, Laura	W43
Lau, Jonathan	M32	Total: 5		Monahan, Jim	M55	Hunt, Larry	M70
Lawrence, Jesse	M28	Swim Charleston-55		Monahan, Megan	W22	Johnston, Robert	M71
Logan, Blake	M21	Sheafor, Haley	W23	Monahan, Sean	M25	Jordan, Amy	W59
Lynn, Lori	W24	Sheafor, Tirion	W23	O'Shea, Rick	M51	Jotautas, Mike	M38
Maine, Thomas	M92	Total: 2		Pardo, Robert	M44	Kolb, William	M23
McDowell, Teresa	W67	Swim Fort Lauderdale		Richards, Mark	M58	Luebbe, James	M50
Miller, Douglas	M71	Akbar, Clyde	M70	Rosenbaum, Ryan	M23	Luebbe, Pamela	W54
Owen, Jason	M37	Attin Neville, Debra	W58	Rousseau, Jean-David	M24	Maggard, Colleen	W27
Pardieck, Andrew	M50	Barbosa, Tatiana	W38	Segarra, Rafael	M54	Mattingly, Dan	M54
Petersen, Stephanie	W56	Bolanos, Enrique	M43	Shead, Timothy	M65	Nieto, Alexandra	W45
Pohlmann, John	M74	Buchan, Douglas	M74	Singleton, Amanda	W28	Noyes, Penny	W63
Pohlmann, Mary	W73	Cedano, Noel	M38	Smith, Stephanie	W75	Reinhart, Mitchell	M37
Swope, Paul	M43	Congdon, Heather	W39	Sosa, Valentina	W50	Rich, Andrew	M24
Wagner, Matthew	M23	Cox, Raymond	M43	Steynberg, Andre	M61	Ronau, Matt	M46
Walker, Laurence	M74	Davis, Andrew	M44	Stutz, Kathleen	W35	Rushman, C.J.	M46
Watson, James	M23	Djang, Philipp	M63	Szekeres, Naomi	W39	Rutenberg, Amy	W51
Wisland, Dave	M67	Dondi, Beda	M62	Tadla, Jarek	M46	Schall, J-d	M46
Woehler, Mary	W59	Drobner, Sherwin	M84	Tiozzo, Eduard	M44	Singleton, Natasha	W38
Total: 34		Fazzano, Catalina	W64	Tomas, Matej	M34	Smath, Meg	W61
Stanford Masters Swimming		Fischer, Andy	M51	Torres, Luke	M23	Solano, Abraham	M48
Barnea, Daniela	W74	Fiser, Graeme	M52	Trauber, Ami	M78	Sprawls, David	M63
Keeler, Susan	W39	Frappier, Gilles	M75	Tulacz, J. Andrew	M50	Swack, Julie	W54
Van, Tommy	M26	Gaudreau, Maxime	M35	Vehovec, Henry	M60	Tennyson, Quincy	M29
Total: 3		Goldbas, Mervyn	M75	Ventura, Rosa	W70	Tibbs, Jackie	W38
STAR Masters-30		Goler, Jonathan	M37	Vogel, Michel	M42	Tingley, William	M67
Buhr, Anthony	M30	Grady, Marci	W59	Volz, Kristin	W44	Ward, Mimi	W59
Total: 1		Guerra, Mariela	W28	Webb, Linda	W72	Wickman, Craig	M64
Stephens Family YMCA		Heinrich, Mark	M60	Wenzel, Serge	M32	Willett, Gregory	M20
Cooper, Carolyn	W68	Hendrick, Marty	M60	Williams, Ryan	M44	Winke, Molly	W40
Davenport, Teresa	W34	Henley, Caroline	W26	Total: 73		Yeoman, Christina	W30
Debolt, Dorothy	W56	Henley, Cynthia	W59	Swim Kentucky Masters		Total: 50	
Feddersen, Brett	M55	Herrington, Jamie	W52	Arthurs, Sara	W40	Swim Utah	
Hoyne, Ron	M62	Horwitz, Peter	M53	Baldwin, Patricia	W62	Lyman, Carolyn	W67
Johnson, Adam	M31	Hung, Maria	W57	Baldwin, Tricia	W27	Penney, Debra	W60
Macku, Alison	W63	Jackwin, Eric	M28	Bamman, John	M51	Treiman, Gerald	M57
Neill, Michele	W60	Kelly, Mary Shawn	W55	Becker, Annell	W56	Total: 3	
Patrick, Gary	M49	Kertesz, Kristof	M24	Brown, Leslie	W44	Swimming Canada Competitive Ma	
Total: 9		Kisel, Michele	W36	Challener, Roberta	W42	Naroski, Shaun	M55
Sugar Creek Masters Indiana-16		Larson, Linda	W62	Chavez, Mirko	M38	Total: 1	
Elless, Jack	M55	Magarity, Tyler	M39	Ciampa-Wise, Cindy	W58	Swimming With Illinois Masters-2	
Warren, Ande	M46	Marks, Jamie	W29	Curl, Mary	W61	Benziger, Xander	M27
Wright, Shelby	W44	Marks, Karen	W58	DiLaura, Sallie	W60	Colburn, Charles	M58
Total: 3		Marks, Ronald	M59	Dilger, Nikolaus	M51	Sykes, Christopher	M29
Sumter YMCA Swordfish Masters-2		Martin, Michelle	W69	Ehringer, Susan	W49	Total: 3	
Chan, Daniel	M27	Martinez, Juan	M42	Foree, Macy	M46	Swymnut Masters	
		Martz, Adam	M47	Foree, Sophia	W49	Peroni, Diana	W45
				Goodman, Theresa	W45		



SIM II

THE ULTIMATE TRAINING TOOL HAS ADVANCED

RŌKA

ROKA.COM

Athlete Roster – by Club

Name	Age	Name	Age	Name	Age	Name	Age
Swymnut Masters		Reed, Benjamin	M43	Wang, Jackson	M30	Livingood, Bill	M73
Willard, Mimi	W64	Rodriguez, Carlos	M29	Wang, Timothy	M35	Stephenson, Brady	M26
Total: 2		Total: 2		Watanabe, Naoko	W35	Total: 2	
Synergy Health Club-38		The Olympic Club		Welting, Laureen	W52	UC15	
Virkus, Todd	M46	Arnold, Allison	W25	Wilde, Courtney	W25	Arrington, Adam	M53
Wood, Brent	M48	Aziz, Mazen	M28	Yntema, Douwe	M29	Benjamin, Laurie	M80
Total: 2		Babcock, Colin	M25	Total: 53		Flemming, Ross	M37
Tamalpais Aquatic Masters		Bechtel, Christina	W24	Thunder Rays		Payne, Brenda	W70
Burns, Richard	M74	Bower, Kenny	M30	Ritchie, Andy	M59	Total: 4	
Holt, Tate	M66	Carter, Paul	M60	Total: 1		UC16	
Jaffe, Kristin	W80	Casey, Aaron	M29	Tri Valley Masters		Blair, Katie	W39
Joyce, Martha	W58	Davis, Cole	M25	Hektner, Eric	M60	Bush, Jeffrey	M29
Ridout, Nancy	W76	Dorey, Frederick	M69	Total: 1		Cleaver, Phillip	M59
Shoenberger, Linda	W70	Elder, James	M75	Tulsa Masters Swim Club		Ellery, Amanda	W43
Val, Laura	W66	Ferguson, Christopher	M27	Beddow, Betsy	W74	Enoch, Mandy	W38
Total: 7		Ferguson, Kevin	M28	Brockman, Blair	W62	Faulk, Sue	W50
Team Colorado-32		Ferrif, Nick	M29	Meilner, Adina	W46	Frisz, Troy	M50
Ogilby, Kayo	M45	Foster, Dana	M28	Smart, Denise	W55	Geiss, Anthony	M44
Total: 1		Gans, Egan	M32	Total: 4		Harris, Verl	M65
Team New York Aquatics		Greenwood, Scott	M40	UC02		Hoskins, Kyle	M50
Hildebrand, David	M37	Haris, Lee	M64	Lane, Victoria	W53	Jastremski, Kelly	M50
Total: 1		Holsman, Trent	M37	Total: 1		Jones, Bruce	M42
Team Pittsburgh Masters		Houston, Katy	W30	UC04		Kin, S Michael	M70
Gustafson, Lee	M66	Hurko, Matt	M26	Adams, Scott	M48	Lakatos Fojtik, Madeleine	W57
Ott, Nancy	W53	Kastes, Katie	W29	Travers, Craig	M55	Meck, Jim	M86
Snook, Meredith	W36	King, Edward	M66	Total: 2		Ostermann, Jeff	M39
Total: 3		Koon, Nolan	M28	UC07		Parmeter, Shawwna	W41
Tennessee Aquatics Masters Swi		Korman, Matt	M25	Hayden, Alison	W46	Schaffer, Roland	M58
Burlingame, Sharon	W61	Lee, Felicia	W25	Nguyen, Joseph	M23	Schuster, Hannah	W24
Gutierrez, Rommy	M32	Leopold, Jonathan	M28	Ramos, German	M21	Spaethe, David	M64
Jackson, Brock	M27	Mackay, Ian	M25	Total: 3		Springer, James	M65
Lauer, William	M83	Marshall, Matthew	M35	UC08		Walters, Adam	M20
McCord, John	M69	Murphy, Kathryn	W25	Brown, Nate	M26	Wright, Andrew	M25
Murray, Nathan	M20	Murray, Matthew	M26	Guminski, Timothy	M24	Wright, Jason	M49
Olsen, Amanda	W29	O'Donnell McCarthy, Fiona	W31	Iepson, Sarah	W40	Total: 24	
Paynter, Talbott	M40	Offutt, Bryan	M26	WuShanley, Ying	M60	UC17	
Schumann, David	M71	Olson, Christine	W27	Total: 4		Book, John	M55
Soltis, Doug	M55	Pedote, Elyssa	W25	UC09		Book, Kari	W57
Toth, Dennis	M63	Prill, Derek	M31	Oyler, Douglas	M51	Burgess, Everett	M75
Total: 11		Quinn, Phyllis	W62	Taylor, Samuel	M60	Fleece, William	M51
Terre Haute Torpedoes Masters-1		Rudloff, Jr., Edward	M70	Total: 2		Heeter, M	M70
Bayless, Jerrilynn	W56	Saeta, Andrew	M27	UC10		Holtz, Meghan	W21
Harbison, Audrey	W54	Scheid, Trevor	M28	Cooper, Jeremy	M23	Jerabek, Douglas	M58
Marshall, Todd	M52	Senko, Anna	W26	Total: 1		Peterson, Morgan	W24
Myers, Margaret	W41	Shipp, Rachel	W35	UC11		Thomson, Douglas	M65
Phillips, Lisa	W50	Stretch, Nancy	W78	Oyler, Paul	M52	Wagner, June	W67
Total: 5		Sudarma, Tiffany	W23	Total: 1		Zhang, Yuchen	M27
Texas Ford Aquatics Masters-26		Talbott, Christopher	M31	UC14		Total: 11	
		Taylor, Jonathan	M30			UC18	
		Trowbridge, Nicholas	M26			Dolence, Marilyn	W75
		Visser, Avery	W25				

Athlete Roster – by Club

Name	Age	Name	Age	Name	Age	Name	Age
UC18		UC40-40		Total: 2		Ferguson, Daniel	M51
Staley, Brandon	M26	Vrentas, Catherine	W36	Utah State University Swim Clu		Figueiredo, Paulo	M71
Total: 2		Total: 1		Howell, Jayden	M22	MacDonald, Keely	W28
UC21		UC41		Total: 1		Ramsay, George	M26
Binnig, Connor	M27	Staley, Matt	M40	Valpo Masters		Schmidt, Matthew	M40
Brown, Bronson	M23	Toy, Kasey	W31	DeWitt, Peter	M67	Seaton, Jessica	W65
du Rivage, Vance	M70	Woudenberg, Casey	M24	Fozkos, Brittany	W27	Sinel, Craig	M43
Eddington, Jantzen	M37	Total: 3		Fozkos, Tyler	M26	Vucinich, Elizabeth	W37
Garcia, Daniel	M18	UC45		Kerr, Kyle	M26	Total: 10	
Hutton, Taylor	W25	Mitchell, Clarke	M85	Marshall, Amanda	W29	West Masters-21	
Jung, Barbara	W47	Snyder, Dan	M34	Williams, Holly	W28	Lundgren, Kurt	M49
Magiera, Joseph	M61	Weis, Jason	M22	Total: 6		Onchuck, Nathan	M24
McLaren-Morris, Christa	W51	Total: 3		Ventura County Masters		Total: 2	
Oesterling, Jennifer	W25	UC48		Gruber, Glenn	M68	Windy Hill Athletic Club Maste	
Schuman, James	M19	O'Neil, Sam	M21	Kerns, Hubie	M68	Berryhill, Keith	M58
Ure, Jeff	M53	Samaddar, Kris	M45	Lucas, James	M67	Ford, Torrence	M36
Total: 12		Samaddar, Robin	M45	O'Keeffe, Peter	M67	Safalow, Bradley	M42
UC22-22		Total: 3		Owens, Robert	M71	Wimberly, Kirk	M49
Shelton, Loren	M41	UC50		Owens, Robert	M71	Total: 4	
Total: 1		Reich, Kristian	M45	Raffaelli, Larry	M75	Winter Haven Masters Swim Team	
UC25		Total: 1		Raffaelli, Ryan	M41	Oliva, Stepan	M51
Coellner, Deb	W67	UC56-56		Shaffer, Mike	M52	Voisard, Brian	M66
Coellner, Denison	M66	Lucchesi, Margot	W24	Young, Michel	M47	Total: 2	
Total: 2		Total: 1		Virginia Masters Swim Team		Wisconsin Masters Aquatic Club	
UC28		UCLA Bruin Masters		Grant, Will	M76	Alioto, Laurie	W60
Harris, Carol	W77	Morales, Tito	M59	Harris, Gregory	M54	Allen, Peter	M59
Total: 1		Total: 1		Kellinger, Jenny	W55	Babcock, Andrew	M40
UC30		UMAC-Terrapin Masters		Miller, Jim	M67	Bateman, Cole	M23
Baetzold, Seth	M23	Ellis, Andrew	M49	Miller, Patricia	W57	Bayliss, Adam	M42
Hubbard, Max	M26	Goodison, Michael	M46	Novell, Ken	M75	Bell, Bryan	M41
Total: 2		Heber, Scott	M51	Schreiner, Beth	W77	Bergeon-Capps, Nora	W53
UC32		Shipp, Bill	M58	Sheahan, Dan	M60	Berres-Olivotti, Ann	W59
Crouch, Kim	W56	Total: 4		Sober, Harry	M75	Blommel, Gregory	M58
Nelson, Hanna	W30	University of San Francisco Ma		Van Horn Pate, Val	W55	Bonis, Joshua	M38
Wolfe, Artie	M78	Ganiyev, Doston	M30	Total: 10		Bonis, Susan	W64
Total: 3		Juson, Justine	W50	Walnut Creek Masters		Borja, Elise	W26
UC34		Klatzkin, Amy	W62	Bledsoe, Dennis	M79	Borja, John	M58
Dixon, Lynn	W43	Mc Bride, Patrick	M48	Collins, Susan	W68	Brudnak, Mark	M52
Total: 1		McNamara, Kathleen	W58	Conner, Christopher	M57	Burton, Logan	M22
UC37		Palabrica, Juan Pablo	M20	Endres, Paul	M54	Capps, Timothy	M51
Vince, Peter	M61	Total: 6		Hill, Marcia	W73	Christenson, Candy	W71
Total: 1		Unofficial		Lawrence, Laura	W38	Clark, David	M60
UC38		Filion, Guillaume	M38	Mefford, Jake	M24	Clark, Jason	M38
Beers, Kim	W49	Lyons, Danielle	W24	O'Brien, Kerry	M61	Conley, Bekah	W20
Bunch, Brian	M50	Total: 2		Strong, Susan	W46	Conley, LuAnn	W64
Griffin, Kara	W48	USRPT Self Motivated Swimmers-1		Total: 9		Conley, Scotty	M48
Lynott, Andrea	W56	Dauginas, Joe	M55	West Hollywood Aquatics		Corris, Robert	M73
Total: 4		Kupferberg, Jody Lee	W56	Ballard, James	M60	Crisostomo, Joan	W64
				Charmes, Roman	M39	De Lone, Daniel	M49
						Derdeyn, William	M27

Name	Age	Name	Age	Name	Age	Name	Age
Wisconsin Masters Aquatic Club		May, John	M50	Seidler, Mindy	W38		
Diel, Diane	W60	McCarthy, Michelle	W42	Settimi, Nora	W47		
Dillon Stewart, Jane	W75	McCarty, Kara	W43	Shay, Tyler	M22		
Dowling, Pamela	W53	McGinnis, Dan	M54	Siehs, Amanda	W22		
Driscoll, Mary Jo	W51	Meehan, Tom	M71	Sinitz, Cheryl	W49		
Ellwood, Margaret	W55	Meinholz, Amy	W52	Sinitz, John	M51		
Finke, Janeen	W53	Meinholz, Anna	W24	Slick, Daniel	M69		
Finke, Ryan	M25	Meinholz, Ellen	W26	Stich, Chris	W41		
Fischer, James	M54	Mering, Kathleen	W59	Stich, Darryl	M42		
Fischer, Morgan	W20	Mering, Kenneth (Doug)	M61	Van Cleave, Ellen	W30		
Fischer, Richie	M35	Meyer, Nicole	W45	Van Cleave, Julie	W59		
Fochios, Dean	M64	Michalowski, Brian	M42	Van Cleave, Kevin	M20		
Gableman, Andrea	W26	Mikota, Julia	W23	Van De Laarschot, Keith	M60		
Grisa, Thomas	M56	Millholland, Carl	M65	Wade, Michael	M31		
Hall, Julie	W49	Mistry, Cy	M29	Walther, Amy	W44		
Hallam, Alex	M28	Mueller, Lawrence	M73	Watts, David	M65		
Hansen, Angela	W47	Mueller, Scott	M36	Weiss, Chelsey	W31		
Hansen, Joseph	M53	Murray, Mike	M67	Westcott, Jessica	W20		
Hawley, Rachel	W43	Murray, Todd	M38	Wu, Bobby	M44		
Hayes, Lisa	W46	Mykleby, Geoff	M65	Total: 146			
Hellmuth, Phillip	M80	Nolden, Shelley	W38	WV Masters Swimming			
Henning, Brad	M62	O'Brien, Martha	W33	Ghavami, Alex	M21		
Henry, Hanna	W23	Oglesby, Matthew	M37	Total: 1			
Hoganson, Robert	M60	Parkins, David	M39	YMCA Chattanooga Masters Swim-			
Holland, David	M59	Parry, Jason	M42	Lau, Wang	M81		
Hollub, Greg	M71	Perez, Elisa	W22	Total: 1			
Hora, Nicholas	M24	Perez, Esmeralda	W23	Zionsville Aquatic Masters-16			
Jackson, Nicole	W49	Perez, Octavio	M40	Aikman, Richard	M71		
Jensen, Lauren	W50	Perez, Ricky	M21	Ayshford, Mark	M43		
Kimple, Karen	W56	Perez, Sarah	W42	Brown, Dale	M50		
Kintop, Kristy	W36	Pfaltzgraff, Mark	M56	Brown, Lisa	W55		
Knuth, Clark	M69	Reddington, David	M51	Clements, Jessee	M58		
Korabelnikov, Tomer	M19	Reinke, Carol	W81	Dixon, Ralph	M61		
Kranpitz, Nancy	W73	Reshel, Dan	M66	Henderson, Edwina	W47		
Kreider, Joshua	M21	Rezmer, Gracelyn	W20	Hovyadinov, Sergei	M44		
Krier, Anita	W61	Rezmer, Nancy	W61	Nielson, Kelli	W43		
Krueger, Spencer	M19	Richards, Ann	W54	Ritchie, Jerry	M53		
LaPoint, Meghan	W35	Richards, Scott	M57	Sondik, Ken	M55		
Larkin, Mark	M46	Rosen, Robert	M62	Stepsis, Lisa	W32		
Leeds, Patricia	W53	Runnells, Julie	W45	Taylor, Courtney	W34		
Lopez, Francisco	M69	Russell, Fred	M70	Thompson, Mark	M66		
Lourigan, Jerry	M53	Sailor, Andrew	M57	VanWalsem, Julie	W45		
Lucas-Taylor, Janet	W48	Schaetz, Daniel	M47	White, Sarah	W33		
Lucchesi, Michael	M26	Schaetz, Emma	W18	Widland, Kathleen	W62		
Luetke, Art	M71	Schaetz, Trina	W45	Zemke, Kristin	W36		
Maltry, Cynthia	W63	Schneider, Erin	W39	Total: 18			
Mandel, Barry	M65	Schneider, Leah	W33				
Mann, Melinda	W61	Schneider, Mary	W65				
Mastrandrea, Therese	W22	Schueneman, Grant	M40				
May, George	M80	Schutz, Kevin	M54				
May, Jennifer	W49	Seidler, Jeanne	W71				



**GROWING UP
IS UP TO YOU**

MASTERS COMPLETE 50+

MULTIVITAMIN • OMEGA 3 FISH OIL • LUTEIN • ZEAXANTHIN • CoQ10 • K2
ALL-IN-ONE



SMARTYPANTS 
vitamins

Day 1 – Thursday, May 10

*In memory of Indy Aquatic Masters member, Chris Clarke. Let's Do This!
— Tom Merrell*

Warm-up

6:00 a.m.-7:20 a.m.

Check-in Deadlines for Day 1

All events 200 yards and longer are positive check-in events. Check-in may be done in person at the registration area or online at usms.org.

Thurs., May 10	1000 freestyle	7 a.m.
	1650 freestyle	9 a.m.

PLEASE NOTE:

If you do not check in by the deadline, you will not be seeded; there are no exceptions.

Meet Start Time Day 1

7:30 a.m.

Event (men and women combined)
1000 freestyle (Events 1 & 2)
1650 freestyle (Events 3 & 4)

Entry Deadline for Day 2 (Friday, May 11) Relays

Relays must be entered online.

Thurs., May 10	200 freestyle relay (mixed) 200 medley relay (mixed)	3 p.m.
----------------	---------------------------------------------------------	--------

2018 Nationwide USMS Spring Nationals - 5/10/2018 to 5/13/2018

IU Natatorium, Indianapolis

Meet Program - Thursday, May 10, 2018

#1 Mixed 1000 Yard Freestyle

Sponsor: Noon Natatorium Visualizers

Name	Age	Team	Seed Time				
1 Moran, Daniel	M36	NEM	9:51.66	58	Burke, Rachel	W21	INDY 11:40.39
2 Logan, Blake	M21	SLAM	9:54.91	59	Magazine, Andrew	M27	PBM 11:40.99
3 Osterhage, Raymond	M25	NAM	10:00.00	60	Klestinec, Robin	W56	NAM 11:45.00
4 Perez, Ricky	M21	WMAC	10:02.45	61	Gabriel, Hannah	W26	MICH 11:45.50
5 Kirkpatrick, Adrian	M29	ARIZ	10:05.99	62	Rogan, Pam	W49	GAJA 11:45.78
6 Owen, Jason	M37	SLAM	10:08.50	63	Pfaltzgraff, Mark	M56	WMAC 11:50.00
7 Nygren, Mats	M52	PSM	10:10.20	64	Murphy, Nathan	M40	PSM 11:50.65
8 McCollister, Andrew	M25	O*H*-18	10:10.98	65	Davis, Joshua	M27	IM 11:52.08
9 Dickson, Kurt	M50	GRA	10:12.71	66	Endres, Paul	M54	WCM 11:53.64
10 Reader, Paul	M42	IM	10:17.17	67	Balz, Marielle	W26	AGUA 11:55.00
11 Doherty, Kevin	M44	CMS	10:20.10	68	Ritter, Susan	W61	CSMT 11:59.00
12 Kertesz, Kristof	M24	SFTL	10:25.00	69	Arias, Luis	M30	AGUA 12:00.00
13 Heijnen, Michel	M31	NCMS	10:26.60	70	Wosick, Steve	M47	SBRM-16 12:00.00
14 Keller, Matt	M48	IM	10:28.20	71	Day, Nadine	W47	INDY 12:00.31
15 Altman-Kurosaki, Jonas	M29	AGUA	10:29.93	72	Dolence, Mike	M45	INDY 12:01.00
16 Martinez, Juan	M42	SFTL	10:30.00	73	Cahoon, Matt	M30	OHSP 12:01.00
17 Krueger, Spencer	M19	WMAC	10:30.29	74	Ritter, James	M61	CSMT 12:02.72
18 Valdivia, Ricardo	M53	GRSC	10:31.29	75	Shuck, Susie	W52	INDY 12:05.00
19 McCulloch, Michael	M43	INDY	10:39.77	76	McCarthy, Michelle	W42	WMAC 12:07.80
20 Fox, Will	M25	NCMS	10:43.11	77	Holck, Andy	M46	SWED-21 12:10.00
21 McKinley, Ryan	M42	NAM	10:45.00	78	Iepson, Sarah	W40	UC08 12:12.00
22 Snyder, Alex	M28	INDY	10:45.23	79	Dore, Mary	W54	NCMS 12:13.86
23 Birnbrich, Chris	M54	NAM	10:50.00	80	Catellier, Kenneth	M57	INDY 12:15.00
24 Bruce, Stacey	W43	PALM	10:56.45	81	Wilson, Todd	M32	PBM 12:15.00
25 Vanderkaay, Christian	M36	MICH	10:59.77	82	Texel, Paula	W47	SPM 12:15.00
26 Whitney, Ashley	W38	NASH	11:00.00	83	LeClair, Dale	W48	HAFI 12:15.10
27 Albino, Jorge	M43	SYSM-14	11:00.00	84	Cox, Juliet	M50	MAM 12:16.50
28 Senko, Anna	W26	TOC	11:00.00	85	Whitcomb, Grant	M55	PBM 12:18.76
29 Fischer, Richie	M35	WMAC	11:00.19	86	Irish Bostic, Linda	W54	PBM 12:18.94
30 Cordero, Billy	M50	SWED-21	11:03.97	87	Clemmons, Jim	M68	SAWS 12:19.50
31 McDermott, Sean	M50	MICH	11:04.00	88	Bednarcik, Sarah	W28	MICH 12:19.52
32 Kelsey, Jane	W42	NYAC	11:04.26	89	Brown, Denise	W58	MICH 12:21.65
33 Shake, Scott	M60	ARIZ	11:05.00	90	Friedlander, Rebecca	W51	SNM 12:22.60
34 Morales, Tito	M59	UCLA	11:05.05	91	Fisher, Sean	M23	ROSE 12:25.00
35 Schwarz, Kurt	M32	FAIR	11:09.38	92	Jensen, Lauren	W50	WMAC 12:25.84
36 Lapinskas, Christina	W32	ISWM	11:09.48	93	Patrick, Gary	M49	SFY 12:26.49
37 Travers, Craig	M55	UC04	11:13.72	94	Linek, Abigail	W19	NAM 12:29.01
38 Decker, John	M43	GS	11:14.41	95	Hankins, Malena	W44	AWJ 12:29.96
39 Petrilla, Eric	M48	SNM	11:15.35	96	Chambers, John	M62	CHEL 12:30.00
40 Tobias, Erin	W40	NAST	11:16.60	97	Cummings, Brian	M58	INDY 12:30.00
41 Melanson, Edward	M55	CMS	11:18.05	98	Newcom, Rachel	W33	INDY 12:30.00
42 Jent, Daniel	M40	ALEX	11:18.41	99	Purdie, James	M66	NAM 12:30.00
43 Barringer, Rob	M52	CMS	11:19.19	100	Webb, Brittany	W28	NAM 12:30.00
44 Callahan, Jim	M60	NAM	11:22.11	101	Murphy, Kathryn	W25	TOC 12:30.00
45 Mills, Jamie	M41	LIB	11:24.99	102	Perez, Esmeralda	W23	WMAC 12:30.00
46 Billingsley, Patrick	M37	PBM	11:25.00	103	Sinitz, John	M51	WMAC 12:30.00
47 Adamy, Amy	W27	MICH	11:26.30	104	Hand, Samantha	W23	ROSE 12:30.73
48 Schulding, Michael	M56	MICH	11:28.72	105	Blumenthal, Jeffrey	M64	IM 12:32.00
49 Bey, Jim	M52	IM	11:30.00	106	Grzeszczak, John	M59	HAFI 12:34.00
50 Stamenovic, Ivan	M41	LRC	11:30.00	107	Dehnke, Annaleise	W24	INDY 12:34.00
51 Birnbrich, Luke	M21	NAM	11:30.00	108	Flesner, Brooke	W38	NAM 12:35.00
52 Djang, Philipp	M63	SFTL	11:30.00	109	May, Jennifer	W49	WMAC 12:35.00
53 McKenna, Stephen	M40	MICH	11:33.21	110	Rager, Ryan	M43	SPM 12:38.88
54 Fort, Patrick	M40	IM	11:36.41	111	Johnsen, Amber	W39	PAWW-21 12:40.34
55 LeClair, David	M50	HAFI	11:40.00	112	Branch, Katherine	W60	NEM 12:41.00
56 Shope, Jon	M52	INDY	11:40.00	113	Gregory, Ellen	W54	INDY 12:45.00
57 Maidenberg, Eve	W41	MAM	11:40.22	114	Warren, Elizabeth	W41	INDY 12:45.00
				115	Tribuzi, Scot	M60	NAM 12:45.00
				116	Voll, Robert	M60	OREG 12:45.33
				117	Rudloff, Jr., Edward	M70	TOC 12:45.90
				118	Regan, Margaret	W26	IRM-16 12:48.19
				119	Brown, Molly	W31	BUMS 12:49.81
				120	Heinrich, Mark	M60	SFTL 12:51.77
				121	Jensen, Sue	W57	NEM 12:52.01
				122	Rood, Jenny	W33	NEM 12:54.54
				123	Strong, Susan	W46	WCM 12:54.98
				124	Clark, David	M60	WMAC 12:55.00
				125	Putnam, Clay	M60	MICH 12:55.87
				126	Hendrick, Marty	M60	SFTL 12:55.88
				127	Hurley, Anne	W51	INDY 12:57.98
				128	Kirk, Carrie	W50	INDY 13:00.00
				129	Chatinover, Jonathan	M56	NEM 13:00.00
				130	Grilli, Tracy	W61	NEM 13:00.00
				131	Shipp, Rachel	W35	TOC 13:00.00
				132	Conley, Scotty	M48	WMAC 13:00.14
				133	Hartssock, Jane	W40	INDY 13:00.99
				134	Rokosz, Peter	M36	MMA 13:03.01
				135	Charpentier, Caroline	W29	ROSE 13:03.21
				136	Steinmann, Sharon	W60	SPM 13:05.91
				137	Keen, John	M54	COOG 13:07.78
				138	Tietjens, Kiri	W41	IM 13:11.34
				139	Hammerton, Alison	W47	PAWW-21 13:13.13
				140	Lemen, Sarah	W48	NAM 13:15.00
				141	McPeak, Charles	M47	SPP 13:15.25
				142	Rodefled, Gary	M64	EAM-16 13:16.00
				143	Marvin, Linda	W44	INDY 13:17.05
				144	Estes, Hannah	W24	IRM-16 13:17.06
				145	Gutowski, Mark	M62	NKSM-41 13:19.75
				146	Glenesk, Mark	M62	KMAN 13:20.00
				147	Kottke, Brenda	W50	IM 13:21.00
				148	Avery, Bill	M58	IM 13:21.16
				149	Mock, Jessie	W49	INDY 13:21.67
				150	Knight, Tracy	W45	INDY 13:24.93
				151	LeMaster, Stan	M70	IAMA 13:25.65
				152	Gianniny, Bruce	M67	ROCH 13:25.69
				153	Burton, Tamara	W59	PBM 13:25.77
				154	Smith, Jennifer	W44	ARC-15 13:26.25
				155	Lachney, Fay	W57	ALEX 13:28.97
				156	Hare, Fran	W67	PBM 13:30.45
				157	Arneson, Gaard	M70	MICH 13:30.50
				158	Reeves, Brian	M55	NAST 13:31.00
				159	Finch, Merry	W63	KONA 13:31.19
				160	O'Connell, Fontaine	W43	CMS 13:32.59
				161	Christy, Nick	M44	MICH 13:33.33
				162	Dolan LaMar, Diana	W60	LVM 13:35.00
				163	Brummett, Jamie	W37	EAM-16 13:35.72
				164	Smith, Richard	M72	EAM-16 13:35.82
				165	Barbosa, Tatiana	W38	SFTL 13:39.79
				166	Pelletier, Kathy	W47	INDY 13:40.10
				167	Davies, Patti	W35	NAST 13:44.04
				168	Thompson, Frank	M66	MICH 13:44.59
				169	Powers, Dianne	W56	INDY 13:45.96
				170	Miller, Celeste	W68	SNM 13:48.00
				171	Tan, Camille	W38	IM 13:50.00
				172	Lintz, Steve	M67	SNM 13:53.03
				173	Glick, Meredith	W41	SWED-21 13:53.89
				174	Sautters, Robert	M66	O*H*-18 13:54.32
				175	Kelly, Mary Shawn	W55	SFTL 13:55.77
				176	Hollub, Greg	M71	WMAC 13:57.78
				177	Miller, Tracy	W52	PAWW-21 13:59.44
				178	Goldsmith, Colin	M41	PBM 14:00.00
				179	Pearson, Quincy	W34	PBM 14:00.00

2018 Nationwide USMS Spring Nationals - 5/10/2018 to 5/13/2018

IU Natatorium, Indianapolis
Meet Program - Thursday, May 10, 2018

Table listing meet results for various swimming events. Columns include swimmer name, age, team, and seed time. Categories include Mixed 1000 Yard Freestyle and Mixed 1650 Yard Freestyle. Includes a sponsor list for Catherine Lacrosse - Love long and Open Narwhals & Yetis.

2018 Nationwide USMS Spring Nationals - 5/10/2018 to 5/13/2018

IU Natatorium, Indianapolis

Meet Program - Thursday, May 10, 2018

#3 ... (Mixed 1650 Yard Freestyle)			
72	Downing, Jennifer	W39 NEM	20:00.00
73	Reddington, David	M51 WMAC	20:00.00
74	Duguay, Robert	M33 CONN	20:01.96
75	Avery, Brenda	W53 KONA	20:05.00
76	Francis, Lee	M57 IM	20:08.64
77	Pisano, CJ	W31 PBM	20:11.34
78	Scanlan, Kevin	M63 IM	20:14.46
79	Biegler-Ciaccio, Leslie	W51 IM	20:16.31
80	Sands, Liz	W49 IM	20:18.56
81	Spivey, Bonnie	W59 LAPS	20:20.00
82	Hopson, Bruce	M52 SLAM	20:22.00
83	Beatty, Chuck	M59 O*H*-18	20:22.33
84	Law, David	M32 MAM	20:22.64
85	Modjeska, Mark	M65 ARIZ	20:23.53
86	Eure, Paul	M52 IAMA	20:24.78
87	Loder, Scott	M37 PBM	20:25.00
88	Saucy, Stephanie	W54 1776	20:27.75
89	Rushman, C.J.	M46 SKY	20:28.85
90	Richards, Scott	M57 WMAC	20:30.00
91	Dundey, Caitlin	W29 PBM	20:30.78
92	Sprawls, David	M63 SKY	20:37.50
93	Woody, Suzanne	W45 CPCT-5	20:40.10
94	Pelham, Kathy	W45 PSM	20:41.91
95	Nolden, Shelley	W38 WMAC	20:43.06
96	Kerns, Hubie	M68 VCM	20:44.26
97	Clark, Gregory	M34 OHSP	20:48.00
98	Satterfield, Jon	M60 OMQM-38	20:52.57
99	Richardson, Lindsay	W38 MICH	20:57.86
100	Bell, Alan	M68 PSM	21:06.00
101	Steadman Martin, Nancy	W63 GSM	21:10.50
102	Maynard, Lisa	W48 ARIZ	21:16.93
103	MacQueen, Jessica	W28 ASC	21:17.00
104	Gableman, Andrea	W26 WMAC	21:20.00
105	Singleton, Amanda	W28 SFTL	21:22.84
106	Brown, Lisa	W55 ZAM-16	21:24.38
107	Linkletter, Chris	W52 LAPS	21:27.03
108	Hoyne, Ron	M62 SFY	21:28.51
109	Van De Laarschot, Keith	M60 WMAC	21:29.40
110	Sorensen, Susan	W49 SNM	21:30.00
111	Stich, Chris	W41 WMAC	21:30.00
112	Zedonis, Lisa	W56 INDY	21:30.30
113	MacDonald, Emilie	W18 ETM-12	21:34.00
114	Spratt, Mark	M62 INDY	21:37.03
115	Jackson, Nicole	W49 WMAC	21:37.08
116	Pfinsgraff, Joan	W64 MARY	21:40.74
117	Robertson, Lindsay	W29 SNM	21:42.57
118	Kimple, Karen	W56 WMAC	21:43.52
119	Miller, Kristina	W27 AKMS	21:45.71
120	Twist, Christina	W31 ENSW	21:55.66
121	Murray, Robert	M62 KONA	21:58.80
122	Clark, Dawn	W53 SPM	21:59.19
123	Aumiller, Joe	M60 MICH	22:00.00
124	Gifford, Kathryn	W57 SWIN-16	22:00.00
125	Alioto, Laurie	W60 WMAC	22:00.00
126	Ralphs, Tony	M74 SDSM	22:03.42
127	Werhane, Cynthia	W49 OREG	22:03.49
128	Selles, Carl	M71 SPM	22:07.64
129	Spence, Diane	W65 O*H*-18	22:08.72
130	Cantrell, Connie	W47 MICH	22:09.74
131	Ciampa-Wise, Cindy	W58 SKY	22:10.24
132	Humphrey, Laura	W43 SKY	22:27.76
133	Widland, Kathleen	W62 ZAM-16	22:28.11
134	Stutz, Kathleen	W35 SFTL	22:28.30
135	Rokich, Karen	W59 ANBM	22:34.87
136	Van Cleave, Julie	W59 WMAC	22:39.93
137	Hamann, Susan	W55 SWOM	22:45.42
138	Kopp, Melanie	W42 NAM	22:47.00
139	Norton, Judith	W60 O*H*-18	23:13.17
140	Bossert-Hartman, Caro	W57 IM	23:22.01
141	Crewe, Sarah	W57 NTA-21	23:27.00
142	Jones, Eney	W57 PBM	23:27.23
143	Caves, Judy	W58 SHAM-11	23:27.23
144	Hayes, Christie	W70 NEM	23:47.37
145	Langendorfer, Stephen	M67 BUMS	23:51.21
146	Larson, Allen	M65 OREG	23:58.98
147	Baker, Greg	M65 NAST	24:00.00
148	Denby, Karlene	W64 COOG	24:25.67
149	Menard, Joanne	W70 MMAC-48	24:30.72
150	Lyman, Carolyn	W67 UTAH	24:41.39
151	Quinn, Phyllis	W62 TOC	24:42.33
152	Leonard, Roger	M70 ANCM	24:48.75
153	Jones, Cynthia	W68 IM	24:55.19
154	Willard, Mimi	W64 NUTS	24:59.86
155	Page, Anne	W70 SPM	26:00.00
156	Goldbas, Mervyn	M75 SFTL	26:17.19
157	Mueller, Lawrence	M73 WMAC	26:29.53
158	Tanimura, Laurie	W65 IM	26:35.00
159	Osborne, Oz	M72 ELG	26:55.10
160	Burfeind, Betty	W71 IM	26:56.30
161	Ragalie, Diane	W65 PBM	27:00.00
162	Putnam, David	M73 PBM	27:09.00
163	Schumann, David	M71 TNAQ	27:16.27
164	Spence, Thomas	M73 O*H*-18	27:29.50
165	Hunt, Andrea	W70 PSM	27:30.00
166	Payne, Brenda	W70 UC15	27:30.28
167	Herner, Susan	W69 HPX-16	27:32.91
168	Fasbender, Barry	M80 OREG	27:57.80
169	Anziano, Marcia	W73 OPA-32	28:37.85
170	Foley, Carolyn	W74 PBM	30:26.58
171	Lamb, Willard	M95 OREG	30:38.15
172	Wise, Louise	W75 CMS	30:45.00
173	Cannan, Patrick	M77 PBM	30:58.51
174	Brenton, Buz	M83 IAMA	31:00.00
175	Burgess, Everett	M75 UC17	32:30.15
176	Mullins, Stephen	M85 IM	34:30.00
177	Easton, Luise	W79 O*H*-18	35:00.00

Day 2—Friday, May 11

In memory of Deb Riker.
— *Michael and Pamela Carter*

Warm-up

6:00 a.m.-7:20 a.m.

Check-in Deadline for Day 2

All events 200 yards and longer are positive check-in events. Check-in may be done in person at the registration area or online at usms.org.

Fri., May 11	400 individual medley	7 a.m.
Fri., May 11	200 freestyle	9 a.m.

PLEASE NOTE:

If you do not check in by the deadline, you will not be seeded; there are no exceptions.

Meet Start Time Day 2

7:30 a.m.

Women	Event	Men
5	400 individual medley	6
	30-minute warm-up in competition pool	
7	200 freestyle	8
9	100 backstroke	10
11	50 breaststroke	12
13	100 butterfly	14
15	200 freestyle relay (mixed)	15
	Ransom Arthur Award presentation (10 minutes)	
16	200 medley relay (mixed)	16

Entry Deadline for Day 3 (Saturday, May 12) Relays

Relays must be entered online.

Fri., May 11	200 medley relay	3 p.m.
---------------------	-------------------------	---------------

KEVIN CORDES
OLYMPIC MEDALIST

speedo

**WE SWIM FASTER.
COUNT THE MEDALS.**

**DRIPPING IN GOLD
#TEAMSPEEDO**



DISCOVER MORE AT SPEEDOUSA.COM

2018 Nationwide USMS Spring Nationals - 5/10/2018 to 5/13/2018

IU Natatorium, Indianapolis

Meet Program - Friday, May 11, 2018

#5 Women 400 Yard IM

Name	Age	Team	Seed Time
1 Aschan, Patricia	24	MICH	4:20.00
2 Arnold, Allison	25	TOC	4:38.00
3 Miller, Britta	34	INDY	4:45.00
4 Marks, Jamie	29	SFTL	4:45.37
5 Sciacca, Krysten	30	BCTM	4:53.07
6 Bruce, Madeline	23	IM	4:55.00
7 Williams, Melinda	36	NEM	4:55.19
8 Moro, Erin	39	PALM	4:56.89
9 Nuudi, Caitlin	22	IM	4:57.99
10 Schneider, Lindsey	36	NAM	5:00.00
11 Pedote, Elyssa	25	TOC	5:00.00
12 McWilliams, Haley	23	PALM	5:00.02
13 Bruce, Stacey	43	PALM	5:02.69
14 Jones, Amanda	18	NCMS	5:03.24
15 Capizzi, Stefanie	31	ROSE	5:03.42
16 Nuudi, Laura	37	PBM	5:03.56
17 Frimerman-Bergquist, S	34	HOPK	5:04.24
18 Pisano, CJ	31	PBM	5:04.38
19 Taylor, Courtney	34	ZAM-16	5:05.00
20 Hug, Laurie	53	1776	5:05.05
21 Sharpe, Anna	26	KM	5:05.63
22 Ferguson, Annie	32	PCY-17	5:05.66
23 Holland, Irish	38	NCMS	5:08.00
24 Sheehan, Nichole	39	WLAC	5:08.38
25 Visser, Linda	48	COOG	5:09.80
26 Hayes, Lisa	46	WMAC	5:10.86
27 Hollister, Mary	38	ENSW	5:11.26
28 Hayden, Alison	46	UC07	5:11.65
29 Williams, Holly	28	VALM	5:12.78
30 Chop, Dahnya	43	INDY	5:15.64
31 Courtney, Julia	27	DAS	5:17.73
32 Shuck, Susie	52	INDY	5:18.43
33 Fittipaldi, Carolyn	24	MINN	5:20.00
34 Klestinec, Robin	56	NAM	5:20.50
35 Countryman, Marianne	53	GAJA	5:20.65
36 Perez, Kingberly	26	PBM	5:20.99
37 Davidson, Michelle	47	GSM	5:22.48
38 Regan, Margaret	26	IRM-16	5:22.88
39 Robertson, Lindsay	29	SNM	5:22.96
40 Lau, Amanda	33	SLAM	5:23.80
41 Sands, Liz	49	IM	5:24.97
42 Gass, Melissa	50	NCMS	5:25.00
43 Dundey, Caitlin	29	PBM	5:25.16
44 O'Brien, Martha	33	WMAC	5:25.98
45 MacDonald, Keely	28	WH20	5:27.68
46 Spivey, Bonnie	59	LAPS	5:28.00
47 Dussliere, Julie	45	JDAM	5:28.26
48 Rublein, Susanne	47	MAM	5:31.50
49 Shapiro, Margaret	41	RMST	5:31.54
50 Avery, Brenda	53	KONA	5:32.00
51 Russell, Jane	55	DAM	5:32.31
52 Saucy, Stephanie	54	1776	5:33.03
53 Sawicz, Kasia	33	CHEL	5:33.11
54 Harriman, Sarah	34	PALM	5:35.00
55 Thibault, Lydia	20	SBRM-16	5:35.00
56 Weiderman, Jennifer	51	CVMM	5:35.20
57 Richardson, Lindsay	38	MICH	5:35.21
58 Ritter, Jennifer	35	BBWM-14	5:36.00

59 Barbosa, Tatiana	38	SFTL	5:36.06
60 Froehlich, Kathryn	56	IM	5:36.15
61 Yeoman, Christina	30	SKY	5:36.20
62 Rood, Jenny	33	NEM	5:36.58
63 Twist, Christina	31	ENSW	5:39.51
64 Louhichi, Nadia	37	SNM	5:39.97
65 Day, Nadine	47	INDY	5:40.00
66 Sinitz, Cheryl	49	WMAC	5:40.00
67 Baudis, Christina	41	NEM	5:40.38
68 Jensen, Sue	57	NEM	5:40.47
69 Brown, Denise	58	MICH	5:41.65
70 Friedlander, Rebecca	51	SNM	5:41.92
71 Westerman, Karen	50	SPM	5:43.21
72 Wright, Shelby	44	SCMI-16	5:44.76
73 Peterson, Julie	45	ISWM	5:45.75
74 Amodeo, Ashley	25	MICH	5:47.20
75 Ciampa-Wise, Cindy	58	SKY	5:48.88
76 Marvin, Linda	44	INDY	5:49.05
77 Pierce, Julie	50	MICH	5:49.12
78 Alioto, Laurie	60	WMAC	5:53.00
79 Brown, Molly	31	BUMS	5:54.96
80 Rogers, Julie	50	MICH	5:55.65
81 Jensen, Lauren	50	WMAC	5:58.00
82 Bierwert, Karen	65	NEM	5:58.20
83 Carter, Eddie	47	NCMS	6:01.53
84 Steadman Martin, Nancy	63	GSM	6:05.50
85 Delorey, Laura	55	NEM	6:05.55
86 Sorensen, Susan	49	SNM	6:07.00
87 Stutz, Kathleen	35	SFTL	6:07.43
88 Gasparovic, Kimberly	30	PALM	6:07.51
89 Kimple, Karen	56	WMAC	6:07.78
90 Postma, Terri	48	GERM	6:10.00
91 Gableman, Andrea	26	WMAC	6:10.00
92 McNamara, Kathleen	58	USF	6:12.43
93 Caldwell, Kris	56	KENM	6:13.00
94 Rokich, Karen	59	ANBM	6:15.83
95 Davies, Patti	35	NAST	6:16.58
96 Port, Juliet	42	INDY	6:16.61
97 Van Cleave, Julie	59	WMAC	6:19.70
98 Dolan LaMar, Diana	60	LVM	6:20.00
99 Norton, Judith	60	O*H*-18	6:20.00
100 Sarbacker, Sarah	38	NASH	6:22.18
101 Richardson, Melissa	47	MICH	6:24.00
102 Burlingame, Sharon	61	TNAQ	6:25.00
103 Sill, Sherry	57	IRM-16	6:25.07
104 Barkley, Maryanne	57	SLAM	6:25.47
105 Berres-Olivotti, Ann	59	WMAC	6:26.60
106 Burn, Lisa	52	SWIFT	6:30.19
107 Guthrie, Sally	68	SMST	6:38.00
108 Pasterczyk, Christine	51	NEM	6:42.36
109 Quinn, Phyllis	62	TOC	6:42.64
110 Larson, Linda	62	SFTL	6:45.77
111 Martoni, Samantha	56	ARIZ	6:49.34
112 Henley, Cynthia	59	SFTL	6:50.23
113 Seaton, Jessica	65	WH20	6:53.13
114 Stratton, Christine	59	IM	6:55.00
115 Williams, Tracy	45	PBM	7:03.30
116 Sheaks, Heidi	48	GRA	7:05.44
117 Swedler, Susan	64	IM	7:06.55
118 Lampe, Betty	62	SVY	7:07.05
119 Lyman, Carolyn	67	UTAH	7:10.15

120 Barnea, Daniela	74	STAN	7:15.30
121 Gardon, Nathalie	54	MICH	7:16.18
122 Volz, Kristin	44	SFTL	7:19.58
123 Vogel, Aileen	66	ELG	7:20.21
124 Parey, Christine	40	NAM	7:20.77
125 Burfeind, Betty	71	IM	7:25.32
126 Bauer, Diann	59	SLAM	7:35.00
127 Jones, Diane	56	SLAM	7:35.20
128 Meyers, Susan	76	SYSM-14	7:45.00
129 Scherwat Ducourneau, W	67	GRA	7:50.03
130 Myer, Cynthia	65	O2	7:50.30
131 Fitzpatrick, Maureen	66	PBM	7:56.99
132 Grady, Marci	59	SFTL	8:00.67
133 Porter, Elizabeth	52	O*H*-18	8:05.43
134 Martin, Michelle	69	SFTL	8:13.68
135 Larsen, Babs	70	MINN	8:15.00
136 Kanner, Rebecca	60	MICH	8:25.00
137 Stretch, Nancy	78	TOC	8:36.21
138 Aud, Susan	63	SLAM	8:38.45
139 Brockman, Blair	62	TULS	9:03.94
140 Christenson, Candy	71	WMAC	9:10.00
141 Harris, Carol	77	UC28	9:10.61
142 Bruin, Peggy	77	MICH	9:22.49
143 Gogola, Laura	82	MICH	10:23.11
144 Schemanske, Carol	65	MICH	11:00.00
145 King, Sarah	35	ADMS	11:20.00

#6 Men 400 Yard IM

Name	Age	Team	Seed Time
1 Murray, Nathan	20	TNAQ	3:49.02
2 Babcock, Colin	25	TOC	4:06.97
3 Rosenbaum, Ryan	23	SFTL	4:07.00
4 Dray, Jonathan	23	MESC	4:07.07
5 Lawrence, Jesse	28	SLAM	4:12.35
6 Danner, Gregory	37	FAIR	4:12.71
7 Glaser-Garbrick, Dan	27	DAS	4:14.20
8 Healy, Devon	29	WLAC	4:15.50
9 Helander, Aaron	23	MICH	4:15.96
10 Pasquesi, Justin	25	CSPM	4:16.34
11 Moran, Daniel	36	NEM	4:17.92
12 Magee, Mark	50	GRA	4:19.26
13 Doherty, Kevin	44	CMS	4:21.43
14 McCollister, Andrew	25	O*H*-18	4:21.73
15 Solano, Abraham	48	SKY	4:22.00
16 Monahan, Sean	25	SFTL	4:22.72
17 Davis, Joshua	27	IM	4:23.00
18 Owen, Jason	37	SLAM	4:23.00
19 Casey, Aaron	29	TOC	4:25.00
20 Catlin, Andrew	29	INDY	4:25.39
21 Brundage, Patrick	51	ARIZ	4:25.72
22 Wagner, Matthew	23	SLAM	4:25.83
23 Halbert, Jeffrey	43	INDY	4:26.02
24 Jimenez, Ignacio	52	CMS	4:26.21
25 Wharton, Dave	48	NAM	4:26.69
26 Klepchick, Paul	43	SHAM-11	4:27.14
27 Yntema, Douwe	29	TOC	4:28.40
28 Hartley, John	31	IM	4:30.00
29 Hill, Keith	43	NAM	4:30.00
30 Heijnen, Michel	31	NCMS	4:30.02
31 Lau, Jonathan	32	SLAM	4:30.82
32 O'Malley, Mark	41	INDY	4:32.22

SWIMOUTLET
.com

One Stop Shop!

USMS Gear, Tech Suits,
Training Accessories & More



**Check out the 2018 Expert Tech Suit
Review now on the SwimOutlet Blog!**





UANA
PAN AMERICAN



MASTERS
CHAMPIONSHIPS

ORLANDO, FL | 2018

Competition Schedule						
Sunday	Monday	Tuesday	Wednesday	Thursday	Friday	Saturday
						7/28 Swimming 800 Free
7/29 Swimming 400 IM 50 Free	7/30 Swimming 200 Back 100 Free	7/31 Swimming 100 Back 50 Fly 200 Free	8/1 Swimming 200 M Mix 200 F Mix 200 M Relay 200 F Relay	8/2 Swimming 200 Breast 100 Fly 50 Back	8/3 Swimming 200 IM 50 Breast 200 Fly	8/4 Swimming 100 Breast 400 Free
8/5 Water Polo Competition Open Water 1.5k & 5k						

2018PanAmMasters.com

2018 Nationwide USMS Spring Nationals - 5/10/2018 to 5/13/2018

IU Natatorium, Indianapolis

Meet Program - Friday, May 11, 2018

#7 Women 200 Yard Freestyle											
Name	Age	Team	Seed Time								
18-24				5	Downing, Jennifer	39 NEM	2:06.55	10	Woody, Suzanne	45 CPCT-5	2:14.80
1	Fischer, Morgan	20 WMAC	1:55.00	6	Keeler, Susan	39 STAN	2:07.33	11	Dussliere, Julie	45 JDAM	2:15.82
2	Linek, Abigail	19 NAM	1:56.14	7	Nolden, Shelley	38 WMAC	2:07.38	12	Pelham, Kathy	45 PSM	2:16.47
3	Schuster, Hannah	24 UC16	1:59.00	8	Shipp, Rachel	35 TOC	2:08.00	13	Cimilluca, Krista	47 ELG	2:17.15
4	Eklund, Nicole	24 IM	2:02.00	9	Lawrence, Laura	38 WCM	2:08.32	14	Strong, Susan	46 WCM	2:17.88
5	Siehs, Amanda	22 WMAC	2:03.24	10	Sheehan, Nichole	39 WLAC	2:08.68	15	Havice, Natalie	45 NAST	2:18.00
6	Westcott, Jessica	20 WMAC	2:05.13	11	Congdon, Heather	39 SFTL	2:09.00	16	Wegner, Karin	45 LVM	2:18.14
7	Cavender, Erin	23 OREG	2:07.21	12	Gold, Anne	39 WLAC	2:10.00	17	Bergmann, Kristen	45 O*H*-18	2:20.19
8	Sheafor, Haley	23 SCHS-55	2:08.09	13	Weaver, Jenny	37 INDY	2:10.50	18	May, Jennifer	49 WMAC	2:21.68
9	Sibilia, Maddie	21 GAJA	2:10.59	14	Liberty, Laurel	36 LIB	2:10.57	19	Lemen, Sarah	48 NAM	2:23.00
10	Dehnke, Annaleise	24 INDY	2:11.00	15	Mayer-Liotta, Ashley	38 PSCM	2:10.99	20	Jackson, Nicole	49 WMAC	2:24.82
11	MacDonald, Emilie	18 ETM-12	2:14.47	16	Johnsen, Amber	39 PAWW-21	2:12.28	21	Hammerton, Alison	47 PAWW-21	2:25.00
12	Ashwell, Kendra	24 AKMS	2:20.09	17	Flesner, Brooke	38 NAM	2:15.00	22	Pelletier, Kathy	47 INDY	2:25.70
13	Daggett, Anna	22 OREG	2:20.54	18	Byers, Jelena	35 MMA	2:25.20	23	Hodgekins, Amy	47 O*H*-18	2:27.32
14	Turner, Tamarind	18 O*H*-18	2:30.03	19	Johnson, Sarah	39 KENM	2:30.00	24	Pentzien, Kirsten	48 IM	2:40.23
25-29				20	Sarbacker, Sarah	38 NASH	2:30.18	25	Greene, Dana	49 NCMS	3:05.81
1	Saiz, Hannah	26 KENM	1:50.00	21	Hawkins, Meredith	36 MICH	2:34.33	26	Hansen, Angela	47 WMAC	3:12.33
2	Wilk, Katarzyna	26 LVM	1:51.50	22	Brummett, Jamie	37 EAM-16	2:35.65	27	Berry, Valerie	47 NASH	3:40.00
3	Kastes, Katie	29 TOC	1:52.57	23	Kendall, Neala	39 KENM	2:40.00	50-54			
4	Arnold, Allison	25 TOC	1:57.00	24	Bearden, Marcy	39 INDY	2:45.00	1	Gary, Kristin	50 NYAC	2:01.27
5	Olson, Christine	27 TOC	1:59.99	25	Andara, Melanie	36 PBM	2:45.00	2	Dillmann, Liz	53 IM	2:01.50
6	Senko, Anna	26 TOC	2:00.00	26	LaPoint, Meghan	35 WMAC	2:50.00	3	Cleavenger, Becky	54 CVMM	2:07.26
7	Fozkos, Brittany	27 VALM	2:00.00	27	Skinner, Jamie	35 MMA	8:00.00	4	Finke, Janeen	53 WMAC	2:08.82
8	Freundreis, Lauren	29 ROSE	2:01.10	40-44				5	Karas-Foltz, Bonnie	53 MICH	2:09.48
9	Murphy, Kathryn	25 TOC	2:02.50	1	Glenn, Katie	41 OPA-32	1:54.53	6	Dore, Mary	54 NCMS	2:09.98
10	Fish, Abigail	28 ENSW	2:03.00	2	Trager Bohley, Kimberly	44 INDY	1:59.06	7	McPherson, Chris	50 ENSW	2:10.41
11	Borja, Elise	26 WMAC	2:03.00	3	Kelsey, Jane	42 NYAC	2:01.18	8	Avery, Brenda	53 KONA	2:11.00
12	Adamy, Amy	27 MICH	2:05.57	4	Bruce, Stacey	43 PALM	2:03.24	9	Rietz, Heather	50 ENSW	2:12.00
13	Meinholz, Ellen	26 WMAC	2:06.69	5	Tobias, Erin	40 NAST	2:03.50	10	Welting, Laureen	52 TOC	2:12.15
14	Fieni, Sadie	28 PALM	2:07.01	6	Ella, Ellen	40 PSM	2:05.00	11	Rian, Victoria	51 NAST	2:12.66
15	Zaklicki, Honorata	27 BCTM	2:07.27	7	Crusco, Kysa	42 NEM	2:05.57	12	Irish Bostic, Linda	54 PBM	2:12.83
16	Gabriel, Hannah	26 MICH	2:07.47	8	Levine, Nicola	41 IM	2:06.35	13	Stutsman, Rachel	51 INDY	2:14.52
17	Balz, Marielle	26 AGUA	2:08.00	9	Krause, Mary Kay	40 LASH-8	2:09.40	14	Countryman, Marianne	53 GAJA	2:14.69
18	Karszes, Courtney	27 BUMS	2:08.00	10	McCarthy, Michelle	42 WMAC	2:10.21	15	Johnson, Mindy	54 RMST	2:16.00
19	Mahaney, Melanie	27 SVY	2:08.00	11	Hartsock, Jane	40 INDY	2:10.99	16	Scapini, Karen	51 MICH	2:17.45
20	Webb, Brittany	28 NAM	2:10.00	12	Van orden, Anna	40 CPCT-5	2:13.34	17	Clark, Dawn	53 SPM	2:23.99
21	Bednarcik, Sarah	28 MICH	2:11.05	13	Maidenberg, Eve	41 MAM	2:13.99	18	Kottke, Brenda	50 IM	2:24.21
22	Mynatt, Kay	28 INDY	2:18.80	14	Challener, Roberta	42 SKY	2:16.00	19	Phalen, Jennifer	53 DAM	2:26.64
23	Brown, Catherine	25 INDY	2:19.12	15	Klotz, Francine	41 LIB	2:16.16	20	Zderko, Carolyn	51 GRA	2:29.00
24	Gableman, Andrea	26 WMAC	2:20.00	16	Hankins, Malena	44 AWJ	2:16.57	21	Dietrick, Karen	53 PBM	2:29.07
25	Amodeo, Ashley	25 MICH	2:26.44	17	Evans, Genevieve	44 SNM	2:17.50	22	Pawluk, Roxie	52 IM	2:29.59
26	MacQueen, Jessica	28 ASC	2:28.00	18	O'Connell, Fontaine	43 CMS	2:22.04	23	McNamara, Beth	52 RMST	2:35.61
27	Baldwin, Tricia	27 SKY	2:57.17	19	Smith, Jennifer	44 ARC-15	2:25.10	24	Finney, Cynthia	50 IM	2:35.86
30-34				20	Tietjens, Kiiri	41 IM	2:26.00	25	Lutz, Daun	51 EXCL-15	2:50.18
1	Blondell, Alicia	31 MICH	2:02.84	21	Lovett, Mandy	43 LASH-8	2:29.08	26	Bergeon-Capps, Nora	53 WMAC	3:10.00
2	Lapinskas, Christina	32 ISWM	2:04.19	22	Walther, Amy	44 WMAC	2:42.16	27	Swack, Julie	54 SKY	3:26.54
3	Madgiak, Jen	32 MMA	2:04.31	23	Kovach, Jodi	43 NAM	2:57.00	28	Fricaud, Christine	54 GRA	3:39.00
4	Greene, Shannon	32 1693	2:05.34	24	Bowser, Lori	40 INDY	2:58.20	29	Meeks, Patti	53 CMS	3:40.00
5	Taylor, Courtney	34 ZAM-16	2:08.00	25	McCarty, Kara	43 WMAC	3:10.00	30	Garcia, Christi	51 INDY	3:45.00
6	Colella, Mariel	32 PSM	2:16.00	26	Sturdy, Clisty	44 MICH	4:30.00	31	Driscoll, Mary Jo	51 WMAC	3:50.00
7	Ko, Rebekah	31 SLAM	2:18.00	45-49				32	Bogue, Sherri	54 SPM	4:20.00
8	Pelaez, Cristina	30 IM	2:18.42	1	Nieto, Alexandra	45 SKY	2:06.20	55-59			
35-39				2	Gianniny, Dana	48 ROCH	2:07.03	1	Block, Andrea	56 IM	2:10.33
1	Grier, Katie	39 1693	1:56.71	3	Plotz-Saribalas, Amy	45 NAM	2:07.16	2	Jones, Eney	57 PBM	2:15.98
2	Snook, Meredith	36 TPIT	2:01.99	4	Ridge, Jennifer	49 MINN	2:07.40	3	Ciampa-Wise, Cindy	58 SKY	2:18.99
3	Singleton, Natasha	38 SKY	2:02.11	5	Rogan, Pam	49 GAJA	2:07.71	4	Finley, Ann	55 LAPS	2:20.00
4	Miller, Paige	38 MOVY	2:04.86	6	Hayden, Alison	46 UC07	2:07.79	5	Maleike, Corinna	58 CMS	2:20.58
				7	LeClair, Dale	48 HAFL	2:09.95	6	Redig, Patty	58 IM	2:21.35
				8	Maynard, Lisa	48 ARIZ	2:13.98	7	Zedonis, Lisa	56 INDY	2:21.58
				9	Day, Nadine	47 INDY	2:14.00	8	Lachney, Fay	57 ALEX	2:25.65

2018 Nationwide USMS Spring Nationals - 5/10/2018 to 5/13/2018

IU Natatorium, Indianapolis

Meet Program - Friday, May 11, 2018

55-59...(#7 Women 200 Yard Freestyle)

9	Brown, Lisa	55 ZAM-16	2:27.88
10	Gifford, Kathryn	57 SWIN-16	2:28.00
11	Petersen, Stephanie	56 SLAM	2:28.28
12	Smart, Denise	55 TULS	2:29.76
13	Carter, Ruth	59 AKMS	2:33.87
14	Caves, Judy	58 SHAM-11	2:40.00
15	Szymczak, Wendy	59 MICH	2:42.02
16	Elkis-Abuhoff, Deborah	55 XCL-07	2:43.00
17	McCracken, Elaine	55 MMA	2:44.88
18	Sedivy, Angela	55 NAM	2:47.73
19	Crewe, Sarah	57 NTA-21	2:48.00
20	Grebe, Suzanne	56 MICH	3:00.00
21	Lakatos Fojtik, Madelein	57 UC16	3:30.00
22	Becker, Annell	56 SKY	3:35.00
23	Jacques McCullough, Dia	55 MICH	4:00.00

60-64

1	Ritter, Susan	61 CSMT	2:12.65
2	Steadman Martin, Nancy	63 GSM	2:19.21
3	Early, Marilyn	60 MICH	2:19.31
4	Grilli, Tracy	61 NEM	2:23.00
5	Kimball, Patricia	62 KONA	2:28.00
6	Steinmann, Sharon	60 SPM	2:28.68
7	Garton, Barbara	60 DAMM	2:32.50
8	Watts, Sue	63 1776	2:34.95
9	Dolan LaMar, Diana	60 LVM	2:35.00
10	Hypnar, Lisa	64 MICH	2:35.00
11	Kerr, Terry	60 IM	2:40.00
12	Klencke, Barbara	60 SNM	2:44.00
13	Willard, Mimi	64 NUTS	2:45.16
14	Turner, Lisa	60 O*H*-18	2:45.23
15	Krier, Anita	61 WMAC	2:45.50
16	Denby, Karlene	64 COOG	2:47.77
17	Moore, Mary	61 IM	3:05.00
18	Schmitz, Susanne	60 IM	3:11.78
19	Hadden, Sue	63 MICH	3:21.00
20	Aud, Susan	63 SLAM	3:35.00
21	Brown, Colleen	60 BUMS	4:20.34

65-69

1	Val, Laura	66 TAM	2:12.00
2	Hare, Fran	67 PBM	2:26.00
3	Spence, Diane	65 O*H*-18	2:28.99
4	Francis, Susan	65 PALM	2:36.52
5	Miller, Celeste	68 SNM	2:39.00
6	McDowell, Teresa	67 SLAM	2:42.74
7	Brown, Carol	65 IM	2:45.00
8	Ragalie, Diane	65 PBM	2:45.00
9	Remak-Ziff, Heidi	66 GSM	2:47.50
10	Zirger, Brigitte	65 MICH	2:47.97
11	Robinson, Lauren	65 ARIZ	2:48.23
12	Dougherty, Mindy	65 MVN	2:49.00
13	Reid, Colleen	68 HIMA	2:52.61
14	Van Dyke, Anne	65 MICH	2:53.48
15	Schneider, Mary	65 WMAC	3:08.14
16	DeVennish, Elaine	69 NAM	3:17.84
17	Nathan, Laura	69 MICH	3:40.00
18	Kendrick, Anne	66 NASH	3:55.65

70-74

1	Hayes, Christie	70 NEM	2:31.24
2	Menard, Joanne	70 MMAC-48	2:41.40
3	Gillies, Judy	70 ARIZ	2:52.68

4	Page, Anne	70 SPM	2:53.17
5	Shoenberger, Linda	70 TAM	2:55.11
6	McDaniel, Georgia	71 IM	2:55.50
7	Payne, Brenda	70 UC15	3:01.86
8	Anziano, Marcia	73 OPA-32	3:08.83
9	Beddow, Betsy	74 TULS	3:11.88
10	Smith, Diane	73 CVMM	3:15.13
11	Foley,Carolynn	74 PBM	3:21.80
12	Weaver, Kathleen	71 MICH	4:02.59
13	Wright, Sara	71 INDY	5:01.71

75-79

1	Schreiner, Beth	77 VMST	3:00.23
2	Ridout, Nancy	76 TAM	3:10.50
3	Katz, Jane	75 AGUA	3:25.36
4	Shockro, Ellen	75 ROSE	3:37.55
5	Wise, Louise	75 CMS	3:45.00
6	Easton, Luise	79 O*H*-18	3:45.00
7	Ricketts, Mary Pat	75 NAM	3:59.44
8	Smith, Stephanie	75 SFTL	8:05.00

80-84

1	Reinke, Carol	81 WMAC	4:30.00
---	---------------	---------	---------

85-89

1	Schick, Mary	85 IM	4:47.41
---	--------------	-------	---------

#8 Men 200 Yard Freestyle

Name	Age	Team	Seed Time
------	-----	------	-----------

18-24

1	Murray, Nathan	20 TNAQ	1:38.90
2	Logan, Blake	21 SLAM	1:41.00
3	Szuba, Dan	24 MICH	1:41.40
4	Dray, Jonathan	23 MESC	1:43.07
5	Torres, Luke	23 SFTL	1:44.00
6	Jurman, Jasper	20 CHEL	1:45.30
7	Warner, Shawn	23 PBM	1:45.43
8	Cooper, Jeremy	23 UC10	1:47.33
9	Perez, Ricky	21 WMAC	1:47.52
10	Schuman, James	19 UC21	1:47.74
11	Krueger, Spencer	19 WMAC	1:47.89
12	Barton, Tanner	22 NAM	1:48.48
13	Appleby, Andrew	23 NAM	1:48.50
14	Gamroth, Grant	21 PSCM	1:49.18
15	Callahan, Keeler	24 NAM	1:49.33
16	Petyniak, Jakub	24 CSPM	1:51.42
17	Lum, Andrew	24 ROSE	1:51.66
18	Pederson, Nicholas	21 PSM	1:53.16
19	Howell, Jayden	22 USU	1:53.18
20	Frederick, Aaron	24 ARMS	1:53.55
21	Birnbrich, Luke	21 NAM	1:53.55
22	Szuba, Timothy	23 MICH	1:55.35
23	Hora, Nicholas	24 WMAC	1:57.35
24	Ferber, Noah	19 LVM	1:58.00
25	Hendricks, Benjamin	24 MICH	1:58.19
26	Weis, Jason	22 UC45	1:58.22
27	Nixon, Blake	20 PSM	2:08.00

25-29

1	Modrov, Drew	28 CHEL	1:37.78
2	Schweitzer, Paul-Marc	26 NYAC	1:39.37
3	Scheid, Trevor	28 TOC	1:42.34
4	Kirkpatrick, Adrian	29 ARIZ	1:42.47
5	McHenry, Scott	26 ALEX	1:43.20

6	Dyer, Frank	26 WLAC	1:43.98
7	Fraser, Alex	29 IM	1:44.38
8	Osterhage, Raymond	25 NAM	1:45.00
9	Finke, Ryan	25 WMAC	1:45.10
10	Glaser-Garbrick, Dan	27 DAS	1:45.33
11	Daniels, James	27 MICH	1:48.50
12	Barcinas, Ken	25 PSCM	1:49.18
13	Pepper, Bryan	26 BCTM	1:49.28
14	Fox, Will	25 NCMS	1:49.28
15	Alef, Grant	25 SLAM	1:49.98
16	Yntema, Douwe	29 TOC	1:50.00
17	Sauter, Trace	29 NCMS	1:51.00
18	Fozkos, Tyler	26 VALM	1:51.57
19	Ramsay, George	26 WH20	1:51.68
20	Aziz, Mazen	28 TOC	1:52.00
21	Casey, Aaron	29 TOC	1:52.00
22	Healy, Devon	29 WLAC	1:52.00
23	Enge, Jeffrey	29 SLAM	1:52.10
24	Musser, Seth	25 MOVY	1:53.25
25	Frawley, Robert	29 NYAC	1:55.05
26	Hallam, Alex	28 WMAC	1:55.45
27	Snyder, Alex	28 INDY	1:55.55
28	Stephenson, Brady	26 UC14	1:55.91
29	Altman-Kurosaki, Jonas	29 AGUA	1:56.10
30	Ferguson, Christopher	27 TOC	1:57.00
31	Lindholm, Kyle	25 NCMS	1:58.30
32	Jaroszewicz, Matthew	28 O*H*-18	1:59.29
33	Kerr, Kyle	26 VALM	2:05.42
34	Wright, Andrew	25 UC16	2:17.37
35	Allon, Michael	28 MICH	3:09.99

30-34

1	DeBerry, Tyler	34 ARIZ	1:38.20
2	Vogel, Jake	30 ASC	1:42.18
3	Iovanovich, Igor	30 SYS-55	1:42.50
4	Hartley, Brian	34 INDY	1:45.65
5	Frederiksen, Craig	32 IM	1:48.43
6	Bower, Kenny	30 TOC	1:50.50
7	Henahan, Patrick	30 INDY	1:51.60
8	Hartley, John	31 IM	1:52.00
9	Weir, Paul	32 PBM	1:52.00
10	Gensler, Benjamin	32 IM	1:54.28
11	Gerken, Dustin	33 NAM	1:58.40
12	Rosales Yepez, Jose	32 MINN	1:58.42
13	LeMoine, Benjamin	33 PALM	1:59.01
14	Wenzel, Serge	32 SFTL	2:00.61
15	Hochstrasser, James	33 GRA	2:02.34
16	Wade, Michael	31 WMAC	2:04.25
17	Duguay, Robert	33 CONN	2:06.40
18	Gutierrez, Rommy	32 TNAQ	2:12.00
19	Clark, Gregory	34 OHSP	2:18.00
20	Jackson, Adam	31 ENSW	2:39.58

35-39

1	Gaines, Billy	37 GRA	1:44.75
2	Vanderkaay, Christian	36 MICH	1:45.35
3	Hansen, Scott	35 BCTM	1:45.82
4	Mueller, Scott	36 WMAC	1:46.58
5	Yellin, Jeffrey	36 BCTM	1:47.48
6	Gaudreau, Maxime	35 SFTL	1:52.12
7	Trinidad, Reuben	38 CMS	1:52.13
8	Fischer, Richie	35 WMAC	1:53.16

2018 Nationwide USMS Spring Nationals - 5/10/2018 to 5/13/2018

IU Natatorium, Indianapolis
Meet Program - Friday, May 11, 2018

35-39...(#8 Men 200 Yard Freestyle)

9	Doerr, David	35 IM	1:53.79
10	Rouch, Stephen	37 INDY	1:54.04
11	Sabala, Michael	37 CHEL	1:55.90
12	Mitchell, Ayinde	38 MICH	1:56.18
13	Sikich, Christopher	39 NAST	1:57.00
14	Oldham, Brian	37 NAM	1:58.92
15	Dunlap, Ryan	35 MAM	2:00.39
16	Frawley, Jeff	35 CSI-16	2:00.43
17	Rokosz, Peter	36 MMA	2:00.56
18	Castor, Jimmy	37 CMS	2:00.62
19	Brown, Ryan	36 SBRM-16	2:03.00
20	Shaw, Chris	36 MSSC-10	2:07.00
21	McCluskey, Kevin	39 HPX-16	2:07.08
22	Boutwell, Joshua	37 ARC-15	2:09.55
23	Turner, Adam	37 SBRM-16	2:10.00
24	Mruk, Benjamin	36 SWIN-16	2:20.00

40-44

1	Bundy, Chris	40 MOVY	1:45.00
2	Szabados, Bela	44 WLAC	1:45.16
3	Cole, David	42 CRUZ	1:45.99
4	Babcock, Andrew	40 WMAC	1:46.34
5	Kinsella, David	40 IM	1:46.50
6	Reader, Paul	42 IM	1:48.92
7	Faust, Raleigh	44 GSC	1:49.00
8	Hunter, Andy	40 HAFL	1:49.50
9	Dunlap, Courtney	40 ARIZ	1:50.50
10	Paige, Bruce	41 CSMT	1:50.50
11	Martin, Patrick	41 ABM	1:52.00
12	Halloran, Ross	42 NAM	1:52.00
13	McKinley, Ryan	42 NAM	1:52.50
14	Martinko, John	40 PAC-6	1:53.37
15	Rietema, Brad	41 MICH	1:53.38
16	Jent, Daniel	40 ALEX	1:53.54
17	McCulloch, Michael	43 INDY	1:53.77
18	Williams, Ryan	44 SFTL	1:54.19
19	Baldwin, Craig	44 RMST	1:54.87
20	Michalowski, Brian	42 WMAC	1:54.99
21	Mountantonakis, Stavros	41 AGUA	1:55.00
22	Palmer, Joe	40 MICH	1:55.00
23	Martinez, Juan	42 SFTL	1:55.00
24	Mills, Jamie	41 LIB	1:55.74
25	Street, Matthew	44 INDY	1:56.00
26	Stamenovic, Ivan	41 LRC	1:56.00
27	Safalov, Bradley	42 WHA	1:57.00
28	Murphy, Nathan	40 PSM	1:58.00
29	Karren, Kelly	44 CVMM	1:58.94
30	Davis, Andrew	44 SFTL	1:59.47
31	Albino, Jorge	43 SYSM-14	2:00.00
32	Lathrop, George	44 INDY	2:00.60
33	Raffaelli, Ryan	41 VCM	2:01.15
34	McKenna, Stephen	40 MICH	2:02.76
35	Berebitsky, Jeff	42 SBRM-16	2:05.53
36	Cowan, Neil	40 MICH	2:08.00
37	Schoenauer, Steffan	44 WLAC	2:10.08
38	Goldsmith, Colin	41 PBM	2:20.00
39	Christy, Nick	44 MICH	2:21.37
40	Glass, Mark	43 NTXL	2:24.18
41	Schlueter, Benjamin	41 SBRM-16	2:35.50
42	Jones, Bruce	42 UC16	2:49.00

45-49

1	Wegner, Dan	46 LVM	1:45.70
2	Lee, Lawrence	49 NCMS	1:49.77
3	Andersen, Morten	47 NCMS	1:50.12
4	Gross, Jeremy	46 SVY	1:50.46
5	Larkin, Mark	46 WMAC	1:53.60
6	Keller, Brian	48 IM	1:53.80
7	De Groot, John	48 RICE	1:54.78
8	Vocke, Joe	47 NAM	1:55.00
9	Bessire, Brent	49 PBM	1:55.33
10	Carroll, Stephen	48 NEM	1:55.55
11	Petrilla, Eric	48 SNM	1:57.32
12	Ogilby, Kayo	45 COLO-32	1:57.47
13	Tadla, Jarek	46 SFTL	1:58.00
14	Wimberly, Kirk	49 WHA	1:58.00
15	Lucero, Michael	47 GRA	1:59.10
16	Luebke, Phillip	47 BOZE-31	2:00.19
17	Harbourt, Cliff	45 CRUZ	2:02.06
18	Adams, Scott	48 UC04	2:04.15
19	Wright, Jason	49 UC16	2:05.94
20	Koch, Joe	46 SBRM-16	2:06.01
21	Courtney, Chris	45 PSCM	2:07.50
22	Holck, Andy	46 SWED-21	2:08.00
23	Patrick, Gary	49 SFY	2:08.49
24	Virkow, Todd	46 ASCP-38	2:10.00
25	Foree, Macy	46 SKY	2:18.40
26	Pejza, Steven	45 SBRM-16	2:20.00
27	Linek, Scott	47 NAM	2:31.13
28	Long, Michael	49 NASH	2:40.00
29	Martz, Adam	47 SFTL	2:44.77
30	Berebitsky, Steve	46 SBRM-16	3:00.00

50-54

1	Unruh, Steven	51 NITR	1:46.61
2	Nygren, Mats	52 PSM	1:49.62
3	Bennett, Dennis	52 IAMA	1:52.13
4	Dickson, Kurt	50 GRA	1:52.36
5	Kays, David	50 PSM	1:53.39
6	Birnbrich, Chris	54 NAM	1:55.04
7	Moran, Marty	51 NCMS	1:56.30
8	Barringer, Rob	52 CMS	1:56.73
9	Bailey, Jeff	51 MICH	1:57.00
10	Schuster, Fred	54 PSCM	1:58.71
11	Oliva, Stepan	51 WIN	1:59.50
12	Luebke, James	50 SKY	1:59.72
13	Fischer, James	54 WMAC	2:00.30
14	LeClair, David	50 HAFL	2:00.66
15	Arrington, Adam	53 UC15	2:00.80
16	Brown, Dale	50 ZAM-16	2:01.34
17	Hoskins, Kyle	50 UC16	2:02.57
18	Cordero, Billy	50 SWED-21	2:03.00
19	Davis, Paul	54 IM	2:04.00
20	Endres, Paul	54 WCM	2:04.77
21	Sinitz, John	51 WMAC	2:04.77
22	Wilhelm, John	50 NAM	2:08.16
23	Meade, Matthew	52 SHAM-11	2:10.42
24	Jacobs, Dave	50 IM	2:10.50
25	Schultz, Richard	51 GBM	2:11.52
26	Oyler, Douglas	51 UC09	2:12.00
27	Poste, Rob	52 MOVY	2:17.65
28	Keen, John	54 COOG	2:21.35

29	May, John	50 WMAC	2:25.00
30	Tulacz, J. Andrew	50 SFTL	2:40.00
31	McEntire, Ari	50 MICH	2:49.00
32	Schutz, Kevin	54 WMAC	3:00.00

55-59

1	Sims, David	55 IM	1:46.25
2	LaMonica, Mike	57 PBM	1:56.29
3	Morales, Tito	59 UCLA	1:57.00
4	Bishop, David	59 SWOM	1:57.36
5	Tyler, Bob	55 NEM	1:57.91
6	Stultz, Todd	58 SYSM-14	1:58.00
7	Cummins, Ron	58 CMS	1:58.98
8	Travers, Craig	55 UC04	1:59.26
9	Soltys, Ted	57 IM	2:00.00
10	Hassan, Amro	58 MEDM	2:00.52
11	Dyer, Andy	59 AWJ	2:00.55
12	Berryhill, Keith	58 WHA	2:01.90
13	Dixon, Matthew	55 KONA	2:02.20
14	Valley, Eric	56 MOVY	2:02.83
15	Sherman, Bill	59 MOVY	2:03.50
16	Schuldinger, Michael	56 MICH	2:03.92
17	Pfaltzgraff, Mark	56 WMAC	2:04.00
18	Moore, John	56 NCMS	2:04.05
19	Hathaway, David	57 OREG	2:04.27
20	Lileikis, Joseph	55 OCMT	2:07.75
21	Shipp, Bill	58 UMAM	2:08.00
22	Perisin, Raymond	57 PAWW-21	2:08.35
23	Mahaffey, Don	57 COOG	2:08.62
24	Dahlke, Grant	55 IM	2:10.00
25	Davis, William	59 NEM	2:10.12
26	Hasak, Amit	56 WLAC	2:10.27
27	Bales, Paul	59 ALEX	2:12.00
28	Orwick, David	58 MOVY	2:12.00
29	Whitcomb, Grant	55 PBM	2:13.26
30	Unland, Mark	55 LMS-16	2:13.50
31	Fuselier, Stephen	58 AAAA	2:13.76
32	Beatty, Chuck	59 O*H*-18	2:15.60
33	Alkire, Jim	59 DAMM	2:16.23
34	Clements, Jesse	58 ZAM-16	2:16.51
35	St. Germain, Eric	55 MICH	2:19.30
36	Graffis, Kevin	58 SNM	2:19.90
37	Campbell, Chris	57 MVM	2:22.00
38	Goyette, Brian	58 SWED-21	2:24.30
39	Richards, Mark	58 SFTL	2:26.24
40	Cleaver, Phillip	59 UC16	2:30.00
41	Definis, Jay	58 O*H*-18	2:44.58
42	Hartman, Van	59 IM	2:58.67
43	Voudrie, Gregory	55 IM	3:00.00

60-64

1	Ritter, James	61 CSMT	1:53.37
2	Stephenson, Dan	61 ROSE	1:53.87
3	Young, Bruce	60 INDY	2:00.00
4	Garton, Daniel	61 DAMM	2:02.24
5	Taylor, Samuel	60 UC09	2:02.29
6	O'Brien, Kerry	61 WCM	2:03.55
7	Sanchez, Greg	60 NCMS	2:04.41
8	Callahan, Jim	60 NAM	2:04.88
9	Scanlan, Kevin	63 IM	2:05.50
10	Fochios, Dean	64 WMAC	2:08.00
11	Montgomery, Jim	63 DAMM	2:10.00

2018 Nationwide USMS Spring Nationals - 5/10/2018 to 5/13/2018

IU Natatorium, Indianapolis

Meet Program - Friday, May 11, 2018

60-64... (#8 Men 200 Yard Freestyle)

12	Glenn, Tim	62 OPA-32	2:10.00
13	Knowles, Andy	63 SWIFT	2:10.56
14	Toth, Dennis	63 TNAQ	2:11.00
15	Blumenthal, Jeffrey	64 IM	2:11.65
16	Heinrich, Mark	60 SFTL	2:11.86
17	Haris, Lee	64 TOC	2:12.00
18	Johnson, Eric	62 LYON-21	2:13.54
19	Sheahan, Dan	60 VMST	2:14.47
20	Tribuzi, Scot	60 NAM	2:14.50
21	Van De Laarschot, Keith	60 WMAC	2:15.57
22	Murray, Robert	62 KONA	2:19.90
23	Critchfield, Thomas	60 IM	2:20.00
24	Ferron, Lars	62 PBM	2:25.18
25	Hektner, Eric	60 TVM	2:26.61
26	Fritschen, Tom	62 PSM	2:29.28
27	McCardle, Kevin	62 O*H*-18	2:32.00
28	Lecerf, Olivier	61 MICH	2:34.00
29	Wilbrandt, Thierry	62 INDY	2:36.00
30	Webb, Joseph	61 IM	2:40.00
31	Recalde, Marco	63 MOVY	2:55.11
32	Quintana, Ken	62 OMAH	4:00.00
65-69			
1	Thornton, James	65 1776	2:01.85
2	Gruber, Glenn	68 VCM	2:05.98
3	Dodson, Phil	65 IM	2:06.80
4	Schlicher, Fred	69 NEM	2:07.08
5	Olson, Chuck	68 MICH	2:08.00
6	Modjeska, Mark	65 ARIZ	2:09.99
7	Purdie, James	66 NAM	2:11.74
8	Bell, Alan	68 PSM	2:12.00
9	Toft, Victor	65 IM	2:13.60
10	Van der Horst, Charles	66 NCMS	2:15.74
11	Devins, Jeff	65 KONA	2:15.91
12	Stevens, Craig	65 1776	2:16.40
13	Mandel, Barry	65 WMAC	2:17.00
14	Gianniny, Bruce	67 ROCH	2:18.73
15	Kornblatt, Daniel	68 BUMS	2:23.50
16	Hayes, William	66 PSM	2:23.74
17	Sautters, Robert	66 O*H*-18	2:26.78
18	Gustafson, Lee	66 TPIT	2:30.33
19	Thomson, Douglas	65 UC17	2:37.50
20	Beardmore, Roger	66 PALM	2:40.60
21	Davidson, Wallace	65 SLAM	2:46.89
22	Lopez, Francisco	69 WMAC	4:12.00
70-74			
1	Couch, Bob	71 SYSM-14	2:12.50
2	Quiggin, David	73 PBM	2:14.45
3	Rudloff, Jr., Edward	70 TOC	2:14.75
4	Selles, Carl	71 SPM	2:20.43
5	Hollub, Greg	71 WMAC	2:22.87
6	Arneson, Gaard	70 MICH	2:29.00
7	Ralphs, Tony	74 SDSM	2:30.18
8	Smith, Richard	72 EAM-16	2:35.00
9	Long, Robert	70 IM	2:35.87
10	Heeter, M	70 UC17	2:38.00
11	Meade, Tom	70 BUMS	2:38.70
12	Ota, Ken	71 ELG	2:40.00
13	Owens, Robert	71 VCM	2:40.00
14	Walker, Laurence	74 SLAM	2:48.81
15	Mueller, Lawrence	73 WMAC	2:49.16

16	Putnam, David	73 PBM	2:57.00
17	Abrahams, Richard	73 CMS	3:00.00
18	Cannamela, Donald	71 NICK	3:05.00
19	Buchan, Douglas	74 SFTL	3:07.62
20	Snowwhite, Larry	71 RMST	3:15.13
21	Sanchez, David	74 CLOV	3:15.33
22	Spence, Thomas	73 O*H*-18	3:15.37
23	Straeck, Michael	72 PBM	3:25.99
24	Aikman, Richard	71 ZAM-16	5:00.00
75-79			
1	Goldbas, Mervyn	75 SFTL	2:45.71
2	Trauber, Ami	78 SFTL	2:47.00
3	Novell, Ken	75 VMST	2:50.01
4	LeRoy, Richard	77 ARIZ	2:50.50
5	Walker, Joseph	76 SNM	2:57.00
6	Fisher, Alex	78 PBM	3:03.51
7	Pilette, Sterling	76 RMST	3:15.00
8	Cannan, Patrick	77 PBM	3:26.82
9	Nobbe, Nick	79 RMST	3:34.06
10	Frappier, Gilles	75 SFTL	3:43.22
11	Lyon, Bruce	79 PBM	5:00.00
80-84			
1	Hall, Sid	82 O*H*-18	3:10.00
2	Drobner, Sherwin	84 SFTL	3:26.53
3	Hogan, Thomas	83 PBM	4:59.99
85-89			
1	Mullins, Stephen	85 IM	3:35.00
2	Reiman, Timothy	85 INDY	4:02.60
3	Knowles, Percy	87 SWIFT	4:15.73
4	Butler, Walter	86 LVM	4:17.37
5	Murray, Dave	85 MOVY	7:00.00
90-94			
1	Hubbard, Donald	90 SDSM	4:38.00
95-99			
1	Doud, Robert	95 MICH	7:04.16

#9 Women 100 Yard Backstroke

Lane	Name	Age	Team	Seed Time
Heat 1 of 33 Finals				
1	Scherwat Ducourneau, W	67	GRA	1:40.12
2	Van Dyke, Anne	65	MICH	1:35.28
3	Johnston, Bonnie	66	PBM	1:30.00
4	Francis, Susan	65	PALM	1:31.82
5	Casey, Kathrine	69	PSM	1:36.45
6	Griffin, Joan	80	PBM	2:05.00
7	Gogola, Laura	82	MICH	2:12.66
8	Seidler, Jeanne	71	WMAC	2:59.01
Heat 2 of 33 Finals				
1	Manheim, Lucy	75	RMST	1:56.93
2	Katz, Jane	75	AGUA	1:43.50
3	Schreiner, Beth	77	VMST	1:38.99
4	Henry, Lorna	77	KM	1:33.90
5	Ward, Joy	75	OREG	1:34.16
6	Westergaard, Leslie	75	DAM	1:40.65
7	Harris, Carol	77	UC28	1:55.67
8	Amis, Martha	76	MICH	2:19.23

Heat 3 of 33 Finals

1	Vanden Brulle, Kitty	73 MICH	2:08.68
2	Foley,Carolynn	74 PBM	1:45.06
3	Kranpitz, Nancy	73 WMAC	1:45.00
4	Rousseau, Sandi	70 OREG	1:35.00
5	Larsen, Babs	70 MINN	1:42.00
6	Hunt, Andrea	70 PSM	1:45.00
7	Anziano, Marcia	73 OPA-32	1:46.76
8	Beddow, Betsy	74 TULS	2:09.00

Heat 4 of 33 Finals

1	McDaniel, Georgia	71 IM	1:34.80
2	Pohlmann, Mary	73 SLAM	1:30.94
3	Ventura, Rosa	70 SFTL	1:28.50
4	Uustal, Diann	71 NEM	1:20.27
5	Toppel, Margaret	70 OREG	1:22.00
6	Montrella, Beverly	71 MVN	1:28.80
7	Mitchell, Jeannie	71 PBM	1:31.43
8	Welch, Sarah	71 PSM	1:34.91

Heat 5 of 33 Finals

1	Dougherty, Mindy	65 MVN	1:27.00
2	Lyman, Carolyn	67 UTAH	1:24.15
3	Craffey, Joan	65 PBM	1:19.00
4	McCloskey, Cecilia	68 SFTL	1:09.26
5	Val, Laura	66 TAM	1:10.00
6	Bisogno, Laurie	65 MOVY	1:24.00
7	Douglass, Marilyn	68 O*H*-18	1:25.55
8	McDowell, Teresa	67 SLAM	1:27.97

Heat 6 of 33 Finals

3	Monahan, Becky	57 SFTL	1:50.00
4	Whitehead, Jayne	59 SWOM	2:10.00
5	Ehringer, Susan	49 SKY	1:29.99
6	Brown, Colleen	60 BUMS	2:25.79

Heat 7 of 33 Finals

1	Aud, Susan	63 SLAM	1:55.00
2	Kulak, Marilyn	62 IM	1:38.00
3	Conley, Nancy	60 IM	1:31.00
4	Emmrich, Ann	61 IM	1:26.01
5	Willard, Mimi	64 NUTS	1:27.95
6	Turner, Lisa	60 O*H*-18	1:32.03
7	Moore, Mary	61 IM	1:50.00
8	Rezmer, Nancy	61 WMAC	1:59.81

Heat 8 of 33 Finals

1	Denby, Karlene	64 COOG	1:25.42
2	Maltry, Cynthia	63 WMAC	1:23.68
3	Guins, Ann	64 SYSM-14	1:22.82
4	Goodwin, Kim	60 NEM	1:19.73
5	Widland, Kathleen	62 ZAM-16	1:21.19
6	Steinmann, Sharon	60 SPM	1:23.00
7	Burlingame, Sharon	61 TNAQ	1:23.70
8	Weir, Sue	61 MICH	1:26.00

Heat 9 of 33 Finals

1	Larson, Linda	62 SFTL	1:17.08
2	Blattner, Susan	60 MOVY	1:17.00
3	Siegel, Christine	61 SDSM	1:15.05
4	Andrus-Hughes, Karen	60 OREG	1:06.90
5	Pfinsgraff, Joan	64 MARY	1:08.96
6	Early, Marilyn	60 MICH	1:16.00
7	Alioto, Laurie	60 WMAC	1:17.00
8	Gilmore, Cindy	62 SUSA	1:17.91

2018 Nationwide USMS Spring Nationals - 5/10/2018 to 5/13/2018

IU Natatorium, Indianapolis

Meet Program - Friday, May 11, 2018

Heat 10 (#9 Women 100 Yard Backstroke)

1	Byrne, Hilary	55 O*H*-18	1:49.80
2	Jordan, Amy	59 SKY	1:39.85
3	Rea, Gloria	56 O*H*-18	1:30.46
4	Burton, Tamara	59 PBM	1:21.89
5	Villarreal, Allison	55 MATT	1:22.18
6	Sill, Sherry	57 IRM-16	1:32.80
7	Vollmer, Patti	56 INDY	1:45.00
8	Feldkircher, Mary	57 O*H*-18	1:50.00

Heat 11 of 33 Finals

1	Lepinski, Cokie	58 ARIZ	1:17.32
2	Kelly, Mary Shawn	55 SFTL	1:16.65
3	Kirkpatrick, Laura	58 SYSM-14	1:13.67
4	Berger-Mann, Sue	58 MICH	1:13.50
5	McNamara, Kathleen	58 USF	1:13.58
6	Smart, Denise	55 TULS	1:15.71
7	Finley, Ann	55 LAPS	1:17.00
8	Rokich, Karen	59 ANBM	1:20.81

Heat 12 of 33 Finals

1	Kupferberg, Jody Lee	56 USMS-16	1:11.20
2	Hung, Maria	57 SFTL	1:10.40
3	Andrews, Theresa	55 PBM	1:09.05
4	Pipes, Karlyn	56 PBM	1:00.80
5	Van Horn Pate, Val	55 VMST	1:06.99
6	Brightwell, Kim	58 RMST	1:09.84
7	Spivey, Bonnie	59 LAPS	1:11.00
8	Woehler, Mary	59 SLAM	1:12.92

Heat 13 of 33 Finals

1	Irawan, Yuni	54 TXLA	1:26.12
2	Sosa, Valentina	50 SFTL	1:25.00
3	McLaren-Morris, Christa	51 UC21	1:24.90
4	Rutenberg, Amy	51 SKY	1:22.58
5	Ott, Nancy	53 TPIT	1:25.00
6	Betts, Marigene	53 MICH	1:26.00
7	Reidenga, Lisa	46 IM	1:20.00
8	Foree, Sophia	49 SKY	1:26.63

Heat 14 of 33 Finals

1	Pasterczyk, Christine	51 NEM	1:20.19
2	Friedlander, Rebecca	51 SNM	1:17.30
3	Pierce, Julie	50 MICH	1:15.45
4	Prey-Luedtke, Sharill	53 LMAO	1:15.00
5	Apple, Holly	53 BSMT	1:15.39
6	Kottke, Brenda	50 IM	1:15.95
7	Wetzel, Denise	52 L4S	1:18.00
8	Jones, Rebecca	50 NCMS	1:22.03

Heat 15 of 33 Finals

1	Herrington, Jamie	52 SFTL	1:10.27
2	Saucy, Stephanie	54 1776	1:07.39
3	McPherson, Chris	50 ENSW	1:06.58
4	Gary, Kristin	50 NYAC	1:00.09
5	Buxton, Sylvia	52 SYSM-14	1:05.09
6	Wolff, Celia	52 NCMS	1:06.88
7	Harris, Susan	52 MICH	1:09.00
8	Cox, Juliet	50 MAM	1:10.55

Heat 16 of 33 Finals

1	Runnells, Julie	45 WMAC	1:16.55
2	VanWalsem, Julie	45 ZAM-16	1:16.47
3	Meyer, Nicole	45 WMAC	1:16.04
4	Tureau, Corinne	47 NASH	1:15.16
5	Woody, Suzanne	45 CPCT-5	1:15.60
6	Bergmann, Kristen	45 O*H*-18	1:16.05
7	Carter, Eddie	47 NCMS	1:16.49
8	Kukla, Anne	47 MICH	1:17.22

Heat 17 of 33 Finals

1	Dussliere, Julie	45 JDAM	1:12.96
2	Cimilluca, Krista	47 ELG	1:11.38
3	Snitz, Cheryl	49 WMAC	1:10.80
4	Colombo, Paula	49 MICH	1:10.50
5	Meilner, Adina	46 TULS	1:10.72
6	Harter, Michelle	48 INDY	1:11.00
7	Tory, Monica	45 MICH	1:12.10
8	Bishop, Laura	45 BUMS	1:15.13

Heat 18 of 33 Finals

1	Carter, Jennifer	47 KENM	1:10.00
2	Buckley, Jennifer	46 NCMS	1:05.96
3	Davidson, Michelle	47 GSM	1:05.09
4	Plotz-Saribalas, Amy	45 NAM	1:03.69
5	Goggin Young, Sara	45 IM	1:04.50
6	Stewart, Ann	47 HAFL	1:05.69
7	Texel, Paula	47 SPM	1:06.00
8	Hrindo, Jan	46 SNM	1:10.18

Heat 19 of 33 Finals

1	Walther, Amy	44 WMAC	1:34.06
2	Sullivan, Mindy	43 GAJA	1:21.84
3	Humphrey, Laura	43 SKY	1:16.30
4	Scholz, Amanda	42 SYS-55	1:16.04
5	Kopp, Melanie	42 NAM	1:16.27
6	Hankins, Malena	44 AWJ	1:16.77
7	Winke, Molly	40 SKY	1:23.04

Heat 20 of 33 Finals

1	Barbee, Kathryn	41 INDY	1:15.50
2	Tuttle-Best, Ann	43 DASC	1:13.72
3	Pitcher, Stacey	40 CMS	1:11.29
4	Stich, Chris	41 WMAC	1:09.04
5	Hawley, Rachel	43 WMAC	1:09.56
6	Stolle, Christine	41 FSAM-16	1:12.26
7	Challener, Roberta	42 SKY	1:14.00
8	Warren, Elizabeth	41 INDY	1:15.93

Heat 21 of 33 Finals

1	Dixon, Lynn	43 UC34	1:07.57
2	Thomas, Erin	44 MMAC-48	1:06.23
3	Enderle, Wendy	41 SMS	1:03.53
4	Lindauer, Kerry	43 NCMS	1:01.13
5	Yocum, Kari	40 PALM	1:02.88
6	Smith, Rebecca	41 PBM	1:04.15
7	Chop, Dahnya	43 INDY	1:06.43
8	Krause, Mary Kay	40 LASH-8	1:08.14

Heat 22 of 33 Finals

2	Schmaltz, Elizabeth	38 MICH	2:15.00
3	Brummett, Jamie	37 EAM-16	1:19.17
4	Louhichi, Nadia	37 SNM	1:15.31
5	Sarbacker, Sarah	38 NASH	1:16.18
6	Hawkins, Meredith	36 MICH	1:20.73

Heat 23 of 33 Finals

1	Witt, Abby	35 FSAM-16	1:13.74
2	Vrentas, Catherine	36 UC40-40	1:12.99
3	Jock, Jessica	39 ADMS	1:10.98
4	Briseno, Amanda	35 NAM	1:10.00
5	Somand, Heather	38 MICH	1:10.02
6	Womble, Jennifer	39 NCMS	1:12.20
7	Kays, Amelia	38 ALEX	1:13.23
8	Rueda, Marcela	36 SRM	1:14.38

Heat 24 of 33 Finals

1	Goodwin, Amy	36 IM	1:09.81
2	Keeler, Susan	39 STAN	1:08.83
3	Signalberi, Signe	35 AKMS	1:06.91
4	Nuudi, Laura	37 PBM	1:06.70
5	Downing, Jennifer	39 NEM	1:06.76
6	Cameron, Megan	38 ARKM	1:07.09
7	Carlson, Jennifer	38 RMST	1:09.00
8	Carroll, Erica	38 KENM	1:10.00

Heat 25 of 33 Finals

1	Singleton, Natasha	38 SKY	1:05.11
2	Vucinich, Elizabeth	37 WH20	1:02.50
3	Shepherd, Sara	35 OREG	1:01.84
4	Watanabe, Naoko	35 TOC	58.92
5	Grier, Katie	39 1693	1:00.54
6	Inada, Noriko	39 PSCM	1:02.18
7	Quattropiani, LeeAnne	39 NCMS	1:04.86
8	Mardy, Megan	38 WLAC	1:06.28

Heat 26 of 33 Finals

1	Luptak, Alexandra	32 MMA	1:20.00
2	Gilson, Kristine	30 IM	1:13.00
3	Weiss, Chelsey	31 WMAC	1:11.05
4	Ko, Rebekah	31 SLAM	1:13.00
5	Yeoman, Christina	30 SKY	1:14.10
6	Turner, Tamarind	18 O*H*-18	1:30.21
7	Henley, Caroline	26 SFTL	1:15.77

Heat 27 of 33 Finals

1	Younkens, Karen	31 SPP	1:07.82
2	Cush, Rachel	33 MICH	1:07.00
3	Brunka, Christina	33 IM	1:04.00
4	O'Donnell McCarthy, Fioi	31 TOC	57.27
5	Houston, Katy	30 TOC	1:00.97
6	Hibbard, Kate	33 GRA	1:04.29
7	Scaparra, Joan	31 ASC	1:07.40
8	Wang, Stephanie	30 NAST	1:07.97

Heat 28 of 33 Finals

1	Wilson, April	26 IM	1:09.24
2	Perez, Kingberly	26 PBM	1:08.16
3	Marrinucci, Jena	28 ROSE	1:07.78
4	Colker-Eybel, Cara	26 O*H*-18	1:06.10
5	Fozkos, Brittany	27 VALM	1:06.33
6	Turner, Lauren	25 ROSE	1:07.88
7	Murphy, Kathryn	25 TOC	1:08.50
8	Tenbarge, Kelley	26 BOON-16	1:13.34

2018 Nationwide USMS Spring Nationals - 5/10/2018 to 5/13/2018

IU Natatorium, Indianapolis

Meet Program - Friday, May 11, 2018

Heat 29 (#9 Women 100 Yard Backstroke)

1	MacDonald, Keely	28 WH20	1:05.30
2	Wilde, Courtney	25 TOC	1:03.98
3	Donahue, Meghan	28 SYS-55	1:03.50
4	McCartney, Theresa	25 BCTM	1:02.10
5	Zaklicki, Honorata	27 BCTM	1:02.35
6	Damroth, Rachel	28 MICH	1:03.50
7	Kruczynski, Caroline	25 CSMT	1:04.22
8	Mahaney, Melanie	27 SVY	1:06.00

Heat 30 of 33 Finals

1	Meinholz, Ellen	26 WMAC	1:00.57
2	Pedote, Elyssa	25 TOC	1:00.31
3	Flinn, Rachel	26 NYAC	58.19
4	Lee, Felicia	25 TOC	57.00
5	Senko, Anna	26 TOC	58.00
6	Yali Pepper, Gizem	26 BCTM	59.58
7	Maggard, Colleen	27 SKY	1:00.40
8	Miles, Mallory	26 INDY	1:02.00

Heat 31 of 33 Finals

1	Baber, Caroline	21 PSM	1:17.63
2	Deardorff, Emily	20 PSM	1:11.40
3	Thibault, Lydia	20 SBRM-16	1:10.50
4	Sheafor, Haley	23 SCHS-55	1:09.01
5	Brown, Hayley	22 INDY	1:10.00
6	Ashbaugh, Chandler	23 O*H*-18	1:10.89
7	Estes, Hannah	24 IRM-16	1:14.63
8	Morgan, Samantha	21 PBM	1:27.97

Heat 32 of 33 Finals

1	Sibilia, Maddie	21 GAJA	1:08.50
2	Perez, Esmeralda	23 WMAC	1:08.00
3	Cavender, Erin	23 OREG	1:06.80
4	Lucchesi, Margot	24 UC56-56	1:05.11
5	Hacopian, Anais	21 ROSE	1:05.99
6	Sheafor, Tirion	23 SCHS-55	1:07.15
7	Avery, Sierra	20 KONA	1:08.40
8	Gagnon, Caitlin	23 PCY-17	1:08.91

Heat 33 of 33 Finals

1	Jones, Amanda	18 NCMS	1:04.69
2	Burke, Rachel	21 INDY	1:01.55
3	Meinholz, Anna	24 WMAC	59.77
4	Mikota, Julia	23 WMAC	55.85
5	Sudarma, Tiffany	23 TOC	58.00
6	Siehs, Amanda	22 WMAC	1:00.99
7	Meyer, Molly	23 INDY	1:02.98
8	Monahan, Megan	22 SFTL	1:05.00

#10 Men 100 Yard Backstroke**Sponsor: Cheryl Gettelfinger - Go Tim Reiman!**

Lane	Name	Age	Team	Seed Time
Heat 1 of 35 Finals				
2	Butler, Walter	86	LVM	2:12.60
3	Mitchell, Clarke	85	UC45	1:30.00
4	Reiman, Timothy	85	INDY	1:59.71
5	Daily, John	90	O*H*-18	2:35.00
6	Lamb, Willard	95	OREG	1:54.25
7	McDanal, Steven	75	CMS	1:55.00

Heat 2 of 35 Finals

1	Hellmuth, Phillip	80 WMAC	2:30.00
2	Ackerman, Owen	80 IM	1:30.00
3	Mennen, Marty	81 INDY	1:19.25
4	Costill, David	82 INDY	1:15.69
5	Martin, Ray	80 MICH	1:23.51
6	Charlton, Allan	81 MICH	1:31.00
7	Bell, John	75 ROSE	1:38.95
8	Reid, Walt	77 PSM	1:40.00

Heat 3 of 35 Finals

1	Learmonth, William	78 O*H*-18	1:35.01
2	LeRoy, Richard	77 ARIZ	1:30.20
3	Quigley, George	77 INDY	1:26.00
4	Ogilby, Chuck	75 CMS	1:14.73
5	Lokensgard, Erik	75 MICH	1:25.00
6	Raffaelli, Larry	75 VCM	1:29.00
7	Bledsoe, Dennis	79 WCM	1:30.25
8	Goldstein, Mel	79 INDY	1:38.76

Heat 4 of 35 Finals

1	Kracen, Scott	69 ELG	1:47.00
2	Anderson, Craig	69 FWYS-16	1:25.88
3	Slick, Daniel	69 WMAC	1:23.00
4	Lewis, David	66 INDY	1:20.06
5	Miller, Jim	67 VMST	1:25.09
6	Napier, Charles	67 RGSC	1:30.00
7	Luetke, Art	71 WMAC	1:42.00
8	Akbar, Clyde	70 SFTL	3:08.31

Heat 5 of 35 Finals

1	Kelber, Michael	70 OREG	1:32.45
2	Kappa, Gregory	71 O*H*-18	1:30.86
3	Livingood, Bill	73 UC14	1:29.76
4	Medlock, Gordon	71 SBRM-16	1:28.00
5	Sanchez, David	74 CLOV	1:28.13
6	Dilley, Gary	73 HTGN-16	1:30.00
7	Hunt, Larry	70 SKY	1:31.41
8	Johnston, Robert	71 SKY	1:35.91

Heat 6 of 35 Finals

1	Heeter, M	70 UC17	1:25.00
2	Shaffer, Craig	72 ARIZ	1:22.90
3	Arneson, Gaard	70 MICH	1:21.00
4	Conroy, Michael	71 NCMS	1:19.48
5	Parsons, Roger	71 PBM	1:19.50
6	Leonard, Roger	70 ANCM	1:22.34
7	Walker, Laurence	74 SLAM	1:23.50
8	Figueiredo, Paulo	71 WH20	1:26.00

Heat 7 of 35 Finals

1	Hollub, Greg	71 WMAC	1:18.55
2	Carney, Kent	70 CMS	1:14.73
3	Brzezinski, Jay	71 PALM	1:08.69
4	Wilder, Hugh	70 ARIZ	1:05.50
5	Burns, Richard	74 TAM	1:07.00
6	Wendt, George	70 IM	1:12.00
7	Ten Hoor, Richard	71 MICH	1:18.00
8	Kleffman, Robin	70 MINN	1:18.85

Heat 8 of 35 Finals

1	Pot, Eugene	67 BUMS	1:18.77
2	Sterne, Erik	65 ROSE	1:16.94
3	Staudacher, David	65 MICH	1:15.99
4	Longo, Ken	65 POST	1:15.00
5	Dilley, Alan	66 HTGN-16	1:15.00
6	Fogg, Stephen	69 PSM	1:16.83
7	Thompson, Frank	66 MICH	1:17.07
8	Feely, Kevin	66 CMS	1:19.02

Heat 9 of 35 Finals

1	Heacock, Robert	68 PBM	1:11.49
2	Johnson, Clifford	66 SNM	1:11.00
3	Bright, David	65 NEM	1:10.46
4	Voisard, Brian	66 WIN	1:10.02
5	Epstein, Daniel	68 NEM	1:10.29
6	Schlicher, Fred	69 NEM	1:10.60
7	Perrin, Thomas	67 INDY	1:11.11
8	Kornblatt, Daniel	68 BUMS	1:14.50

Heat 10 of 35 Finals

1	Thomas, Bob	65 INDY	1:07.56
2	Schmidt, George	68 PBM	1:06.77
3	Bober, Richard	67 NCMS	1:05.00
4	Mykleby, Geoff	65 WMAC	1:04.00
5	Shead, Timothy	65 SFTL	1:04.45
6	Day, Lawrence	67 MICH	1:05.49
7	O'Keeffe, Peter	67 VCM	1:07.36
8	DeWitt, Peter	67 VALM	1:09.35

Heat 11 of 35 Finals

1	Worral, Dave	64 MAMA-8	1:38.00
2	Ledley, Ben	60 SBRM-16	1:29.00
3	Johannsen, David	63 SBM	1:17.99
4	Steenrod, David	61 ELG	1:15.37
5	Mange, David	62 MICH	1:15.50
6	Bargar, Scott	62 CSMT	1:18.84
7	Fortune, James	64 MICH	1:31.37
8	Forgione, David	63 MICH	3:00.00

Heat 12 of 35 Finals

1	Putnam, Clay	60 MICH	1:12.29
2	Voll, Robert	60 OREG	1:09.13
3	Slowey, Michael	60 PALM	1:07.71
4	Heinrich, Mark	60 SFTL	1:07.10
5	Black, Boyd	61 IM	1:07.46
6	Meyer, Kenneth	62 ELG	1:08.75
7	Tarnapoll, Pete	61 NAM	1:12.00
8	Vogel, Matthew	63 IM	1:12.78

Heat 13 of 35 Finals

1	LeMaistre, Charles	64 NASH	1:05.69
2	Ockerman, Jeff	63 NASH	1:05.51
3	Ballard, James	60 WH20	1:05.00
4	Heath, Robert	61 MAM	1:03.24
5	Abbott, Rick	63 AKMS	1:05.00
6	Patocchi, Robert	62 CMAM	1:05.11
7	Hildebrandt, David	63 AWJ	1:05.59
8	Welchlin, Bob	61 MOVY	1:05.88

2018 Nationwide USMS Spring Nationals - 5/10/2018 to 5/13/2018**IU Natatorium, Indianapolis****Meet Program - Friday, May 11, 2018****Heat 14 (#10 Men 100 Yard Backstroke)**

1	Weir, D. Scott	60 CMS	1:02.00
2	Slater, Douglas	60 1693	1:01.60
3	Stephenson, Dan	61 ROSE	1:00.54
4	Djang, Philipp	63 SFTL	58.53
5	Klein, Jonathan	60 NCMS	59.66
6	Shake, Scott	60 ARIZ	1:00.80
7	Brackett, Bill	60 CMS	1:02.00
8	Steynberg, Andre	61 SFTL	1:02.09

Heat 15 of 35 Finals

2	Campbell, Chris	57 MVM	1:23.15
3	Harris, Alon	58 INDY	1:18.00
4	Scharf, Mark	56 ELG	1:13.10
5	Mitchell, Robert	59 LVM	1:15.48
6	Weiss, John	56 INDY	1:18.81

Heat 16 of 35 Finals

1	Caudrillier, Francois	55 PBM	1:07.47
2	Hagen, Dean	55 ARIZ	1:05.70
3	Dixon, Matthew	55 KONA	1:04.06
4	Brenton, Ken	59 MINN	1:02.00
5	Grisa, Thomas	56 WMAC	1:02.39
6	Blommel, Gregory	58 WMAC	1:04.16
7	Shake, Joe	59 PALM	1:06.71
8	Monahan, Jim	55 SFTL	1:09.96

Heat 17 of 35 Finals

1	Von Jouanne, Roger	57 MATT	1:01.35
2	Gibson, Dave	57 IM	1:00.10
3	Haynie, Carl	57 PSM	59.80
4	Britt, Clay	57 ANCM	54.99
5	Ross, David	56 IAMA	58.81
6	Yarid, Jay	55 RICE	1:00.00
7	Neuman, Larry	55 RAMS	1:00.59
8	Whelchel, David	56 LIB	1:01.50

Heat 18 of 35 Finals

2	Tulacz, J. Andrew	50 SFTL	1:50.00
3	Lourigan, Jerry	53 WMAC	1:27.01
4	Bamman, John	51 SKY	1:42.00
5	Shaw, Chris	36 MSSC-10	1:14.00
6	Sanchez, Greg	41 DAS	1:10.00
7	Overmyer, Christopher	46 SBRM-16	1:20.00

Heat 19 of 35 Finals

1	Livingston, Tommy	50 MMA	1:13.71
2	Eure, Paul	52 IAMA	1:08.16
3	Hopson, Bruce	52 SLAM	1:07.82
4	Birnbrich, Mark	51 NAM	1:04.69
5	Ure, Jeff	53 UC21	1:06.52
6	Davis, Paul	54 IM	1:08.00
7	DeWitt, Martin	53 PCY-17	1:09.14
8	Frisz, Troy	50 UC16	1:24.98

Heat 20 of 35 Finals

1	Cassidy, John	53 MICH	1:04.00
2	Pardieck, Andrew	50 SLAM	1:03.00
3	Moll, Sebastian	53 REDT	1:02.00
4	Horwitz, Peter	53 SFTL	1:00.85
5	Webber, James	50 CMS	1:01.45
6	Mench, Edward	51 SYSM-14	1:02.43
7	Reddington, David	51 WMAC	1:03.50
8	Cordero, Billy	50 SWED-21	1:04.00

Heat 21 of 35 Finals

1	Shaffer, Mike	52 VCM	59.48
2	Mehok, George	50 SYSM-14	58.37
3	Dickson, Kurt	50 GRA	57.32
4	Malas, Bryan	50 IM	56.00
5	Hamilton, Rick	50 MAM	56.25
6	Evans, Jeffrey	52 SVY	57.50
7	Morris, Richard	54 NAM	58.60
8	Christensen, Kurt	52 MICH	1:00.52

Heat 22 of 35 Finals

1	Sturdy, Patrick	48 MICH	1:07.00
2	Tadla, Jarek	46 SFTL	1:06.00
3	Rabinowitz, Max	47 AKMS	1:04.58
4	Goodison, Michael	46 UMAC	1:03.67
5	Robb, Jeff	46 SWIN-16	1:04.22
6	Vogler, Terry	45 PALM	1:05.75
7	Linton, Tom	47 PBM	1:06.25
8	Castle, Matt	46 PSM	1:10.62

Heat 23 of 35 Finals

1	Whiteway, Jeff	47 MEDM	1:02.74
2	Polack, Tim	49 INDY	1:00.72
3	Zilch, Kurt	45 PBM	1:00.00
4	Nance, Chad	45 NAM	59.30
5	Samaddar, Robin	45 UC48	59.84
6	Samaddar, Kris	45 UC48	1:00.35
7	Bishop, Christopher	46 BUMS	1:02.50
8	King, Eric	46 NCMS	1:03.04

Heat 24 of 35 Finals

1	Seguin, Mark	45 MINN	58.03
2	Beach, Christopher	48 PBM	57.01
3	Roddin, Jeffrey	49 ANCM	56.24
4	Dreitzieler, Todd	48 PSCM	54.19
5	Rees, Greg	48 SVY	55.95
6	Raese, TR	45 NTA-21	56.33
7	Bez, Guillermo	45 SWIN-16	57.21
8	Carlson, Michael	49 MMA	59.29

Heat 25 of 35 Finals

1	Raffaelli, Ryan	41 VCM	1:05.15
2	Fort, Patrick	40 IM	1:03.56
3	Lathrop, George	44 INDY	1:02.93
4	Martin, Patrick	41 ABM	1:02.00
5	Jones, Cody	43 BCTM	1:02.44
6	Sherman, Matt	42 MICH	1:03.29
7	McCulloch, Michael	43 INDY	1:04.77
8	Kilburn, David	41 OREG	1:09.10

Heat 26 of 35 Finals

1	Tetzlaff, Maurice	41 IM	1:00.89
2	Bardak, Peter	41 IM	59.98
3	Recker, Jeffrey	41 MINN	59.25
4	Hartsock, Steve	44 INDY	58.51
5	Nakahodo, Sidney	42 BCTM	58.52
6	Tiozzo, Eduard	44 SFTL	59.78
7	Maydak, Jeffrey	44 NAST	1:00.11
8	Betenbaugh, David	42 PALM	1:01.72

Heat 27 of 35 Finals

1	Secor, Don	43 IM	57.93
2	Bell, David	42 CRUZ	55.25
3	Addadi, Mehdi	40 CMS	54.61
4	Comings, Jeff	44 ARIZ	51.94
5	O'Sullivan, Chris	43 CMS	53.00
6	Briseno, Osiris	42 NAM	55.15
7	Warren, Ryan	43 INDY	56.90
8	Swope, Paul	43 SLAM	58.40

Heat 28 of 35 Finals

1	Bergford, Brian	36 CMS	1:05.15
2	Bernhardt, William	39 SBRM-16	1:04.18
3	Murray, Todd	38 WMAC	1:03.04
4	Doerr, David	35 IM	1:00.99
5	Weber, Matthew	38 DAS	1:01.88
6	Mosley, Thomas	38 IM	1:03.80
7	Fischer, Richie	35 WMAC	1:04.73
8	Chavez, Mirko	38 SKY	1:07.31

Heat 29 of 35 Finals

1	Roper, Matt	37 DAM	59.40
2	Cuticchia, Tom	35 LAKY-17	57.45
3	Owen, Jason	37 SLAM	55.99
4	Doak, Kevin	37 MICH	50.62
5	Lotano, Daniel	37 PBM	55.71
6	Oglesby, Matthew	37 WMAC	56.45
7	Weidner, Tim	37 ELG	58.35
8	Santoro, Antonio	35 WLAC	59.98

Heat 30 of 35 Finals

1	Wright, Andrew	25 UC16	1:22.13
2	Staley, Brandon	26 UC18	1:01.87
3	Jackson, Brock	27 TNAQ	58.48
4	Monahan, Sean	25 SFTL	58.16
5	Hallam, Alex	28 WMAC	59.45
6	Rodriguez, Carlos	29 TFAM-26	1:05.22
7	Taylor, Tim	31 ALEX	1:01.91
8	Gough, Neville	30 SKY	1:04.50

Heat 31 of 35 Finals

1	McFee, Andrew	32 MICH	1:00.92
2	Von Jouanne, Daniel	31 MATT	58.55
3	Osada, Akihiko	31 BCTM	57.33
4	Hartley, Brian	34 INDY	55.32
5	Elber, Joel	30 FSAM-16	57.15
6	Holmes, CJ	31 IM	58.27
7	Snyder, Dan	34 UC45	59.12
8	Schwarz, Kurt	32 FAIR	1:01.61

Heat 32 of 35 Finals

1	Birnbrich, Hayden	25 NAM	58.00
2	Ramsay, George	26 WH20	55.58
3	Williams, Rowan	25 NAM	54.45
4	Saeta, Andrew	27 TOC	53.50
5	Johnson, Christopher	25 IM	53.97
6	Casey, Aaron	29 TOC	55.00
7	Foster, Dana	28 TOC	56.00
8	Sutton, Richard	25 ROSE	58.00

2018 Nationwide USMS Spring Nationals - 5/10/2018 to 5/13/2018

IU Natatorium, Indianapolis

Meet Program - Friday, May 11, 2018

Heat 33 (#10 Men 100 Yard Backstroke)

1	Hurko, Matt	26 TOC	53.00
2	Murray, Matthew	26 TOC	52.50
3	Birnbrich, Zachary	26 NAM	51.93
4	Shivakumar, Varun	27 WLAC	49.41
5	Raigla, Kaspar	29 BCTM	50.81
6	Porrizzo, Ralph	25 ROSE	52.00
7	Alef, Grant	25 SLAM	52.55
8	Musser, Seth	25 MOVY	53.12

Heat 34 of 35 Finals

1	Santos, Miguel	24 SBRM-16	1:17.00
2	Palabrica, Juan Pablo	20 USF	1:01.82
3	Korabelnikov, Tomer	19 WMAC	59.99
4	Mefford, Jake	24 WCM	58.34
5	Onchuck, Nathan	24 WSTM-21	58.74
6	Anderson, Jordan	19 PSM	1:00.00
7	Walters, Adam	20 UC16	1:02.20

Heat 35 of 35 Finals

1	Alentado, Jason	23 LVM	56.50
2	Logan, Blake	21 SLAM	52.77
3	Havton, Jonathan	19 GRA	52.56
4	Bateman, Cole	23 WMAC	47.54
5	Murray, Nathan	20 TNAQ	48.34
6	Jurman, Jasper	20 CHEL	52.72
7	Mitchell, Timothy	24 STRM-30	56.00
8	Christensen, Kyle	21 MICH	57.00

#11 Women 50 Yard Breaststroke

Lane	Name	Age	Team	Seed	Time
Heat 1 of 35 Finals					
3	Reinke, Carol	81	WMAC	1:29.00	
4	Jaffe, Kristin	80	TAM	45.85	
5	Berning, Henrietta	84	IM	1:13.25	
Heat 2 of 35 Finals					
1	Harris, Ursula	79	IM	1:10.59	
2	Anttonen, Judy	77	MAMA-8	1:03.24	
3	Easton, Luise	79	O*H*-18	1:00.00	
4	Dillon Stewart, Jane	75	WMAC	55.69	
5	Wise, Louise	75	CMS	59.00	
6	Cheng, Angela	76	MICH	1:02.24	
7	Wall, Harriet	75	MICH	1:07.95	
8	Fasbender, Alice	79	OREG	1:40.00	
Heat 3 of 35 Finals					
2	Pollard, Susan	73	INDY	1:08.34	
3	Webb, Linda	72	SFTL	54.88	
4	Christenson, Candy	71	WMAC	50.41	
5	Mitchell, Jeannie	71	PBM	51.07	
6	Beddow, Betsy	74	TULS	1:03.77	
7	Camp, Robyne	71	PBM	1:10.00	
Heat 4 of 35 Finals					
1	Smith, Diane	73	CVMM	49.80	
2	Bauer, Mary	70	NAM	47.20	
3	McDaniel, Georgia	71	IM	44.61	
4	Hayes, Christie	70	NEM	40.74	
5	Brown, Dana	70	PALM	40.78	
6	Barnea, Daniela	74	STAN	45.00	
7	Burns, Suzi	71	ETM-12	49.77	
8	Cammann, Cassie	71	MICH	50.00	

Heat 5 of 35 Finals

2	Brockman, Blair	62 TULS	1:00.19
3	Fazzano, Catalina	64 SFTL	51.53
4	Hadden, Sue	63 MICH	53.00
5	Cosper, Sue	69 INDY	1:14.07
6	Calcutt, Kathryn	68 MICH	51.94
7	Flinn, Emma	68 MESC	55.62

Heat 6 of 35 Finals

1	Casey, Kathrine	69 PSM	50.52
2	Smith, Mary	65 SUSA	47.88
3	Robinson, Lauren	65 ARIZ	46.73
4	Atkinson, Fiona	67 NEM	45.15
5	Smith, Melinda	65 O*H*-18	46.00
6	Kracen, Cindy	67 ELG	47.01
7	Collins, Susan	68 WCM	48.61
8	Belson, Sally	69 MICH	51.70

Heat 7 of 35 Finals

1	Fitzpatrick, Maureen	66 PBM	44.99
2	Craffey, Joan	65 PBM	42.18
3	Merena, Elizabeth	65 CHEL	40.71
4	Wolff, Melinda	65 1776	38.14
5	Coellner, Deb	67 UC25	39.69
6	Seaton, Jessica	65 WH20	41.75
7	Wagner, June	67 UC17	42.87
8	Hasbrook, Sally	69 INDY	45.00

Heat 8 of 35 Finals

1	Baldwin, Patricia	62 SKY	47.50
2	Swedler, Susan	64 IM	45.95
3	Dalton, Beth	62 HOPK	45.00
4	Turner, Lisa	60 O*H*-18	44.02
5	Diel, Diane	60 WMAC	44.71
6	Knowles, Nancy	60 SWIFT	45.30
7	Smath, Meg	61 SKY	46.69
8	Friedman, Jill	61 AGUA	50.00

Heat 9 of 35 Finals

1	Barnes, Pat	60 INDY	43.25
2	Krier, Anita	61 WMAC	41.93
3	Moak, Mary	61 PBM	40.44
4	Maltry, Cynthia	63 WMAC	40.06
5	Penney, Debra	60 UTAH	40.23
6	McTavish, Sandie	63 ARIZ	40.60
7	Del Greco, Jane	61 IM	42.43
8	Guins, Ann	64 SYSM-14	43.62

Heat 10 of 35 Finals

1	Finch, Merry	63 KONA	39.86
2	Gilmore, Cindy	62 SUSA	39.63
3	Siegel, Christine	61 SDSM	37.43
4	Mann, Melinda	61 WMAC	35.69
5	Ryan, Wendy	60 BUMS	36.72
6	Alton, Dale	60 NCMS	39.00
7	Gettelfinger, Cheryl	60 INDY	39.81
8	Goodwin, Kim	60 NEM	39.99

Heat 11 of 35 Finals

2	Schuetz, Liz	59 ELG	46.15
3	Marshfield, Ann	59 O*H*-18	43.58
4	Marks, Karen	58 SFTL	45.62
5	Schneider, Lauren	59 IM	1:00.00
6	Samberg, Amy	54 DDSA-48	1:03.39
7	Faulk, Sue	50 UC16	1:16.78

Heat 12 of 35 Finals

1	Bolda, Barbara	56 MMA	41.64
2	Fava, Silvia	57 MVN	41.50
3	Stratton, Christine	59 IM	41.20
4	Bowen, Kris	56 INDY	41.00
5	Lynott, Andrea	56 UC38	41.11
6	Schwartz, Lisa	55 IM	41.20
7	Grebe, Suzanne	56 MICH	41.50
8	Mauer, Julie	56 KM	43.50

Heat 13 of 35 Finals

1	Kimple, Karen	56 WMAC	40.59
2	Van Cleave, Julie	59 WMAC	39.92
3	Cort, Hayley	56 AGUA	38.50
4	Miller, Patricia	57 VMST	37.54
5	Faurot, Michelle	57 SNM	37.81
6	Petersen, Stephanie	56 SLAM	39.55
7	Sedivy, Angela	55 NAM	40.31
8	Carter, Ruth	59 AKMS	40.99

Heat 14 of 35 Finals

1	Lepinski, Cokie	58 ARIZ	37.19
2	De Herder, Elizabeth	59 PALM	36.06
3	Koster, Carolyn	56 POST	34.85
4	Wenzel, Chris	58 PBM	34.10
5	Crouch, Kim	56 UC32	34.80
6	Treible Slaton, Kathy	56 PBM	35.00
7	Brightwell, Kim	58 RMST	36.73
8	Martoni, Samantha	56 ARIZ	37.47

Heat 15 of 35 Finals

1	Silver, Allyn	53 MINN	54.48
2	Goodwin, Cathy	52 PBM	45.59
3	Dowling, Pamela	53 WMAC	44.20
4	Betts, Marigene	53 MICH	43.00
5	Linkletter, Chris	52 LAPS	43.12
6	Juson, Justine	50 USF	44.75
7	LeBourgeois, Louise	54 IM	48.89
8	McPeak, Kris	50 SPP	54.90

Heat 16 of 35 Finals

1	Leeds, Patricia	53 WMAC	41.07
2	Stiberth, Amanda	53 ELG	40.09
3	Lane, Victoria	53 UC02	40.00
4	Lutz, Daun	51 EXCL-15	39.61
5	Phalen, Jennifer	53 DAM	39.83
6	Wetzel, Denise	52 L4S	40.00
7	Baley, Rebecca	51 PAWW-21	40.69
8	Luebbe, Pamela	54 SKY	41.80

Heat 17 of 35 Finals

1	KielyKilpatrick, Carolyn	53 NEM	39.37
2	Jones, Rebecca	50 NCMS	38.38
3	Rogers, Julie	50 MICH	38.08
4	Gregory, Ellen	54 INDY	38.00
5	Kolovou, Tatiana	51 DOC	38.04
6	Dodd, Dina	54 NSMS	38.23
7	Zien, Livia	52 SPM	39.27
8	Lau, Serena	50 RATS	39.49

2018 Nationwide USMS Spring Nationals - 5/10/2018 to 5/13/2018

IU Natatorium, Indianapolis

Meet Program - Friday, May 11, 2018

Heat 18 (#11 Women 50 Yard Breaststroke)			Heat 24 of 35 Finals			Heat 30 of 35 Finals		
1	Quillen, Diane	54 NCMS 37.70	1	King, Victoria	42 NCMS 39.48	1	Jacobs, Naomi	32 SPP 37.92
2	McLaughlin, Lisa	54 MVN 37.00	2	Algera, Bonnie	41 FAC 38.91	2	Gilson, Kristine	30 IM 37.64
3	Rossi, Leann	51 ART 36.94	3	Barbee, Kathryn	41 INDY 38.00	3	Stranzl, Colleen	31 L4S 36.99
4	Ladd, Laura	50 ENSW 36.24	4	Hughes, Carrie	43 GAJA 37.27	4	Van Cleave, Ellen	30 WMAC 36.72
5	Smith, Liesl	53 IM 36.76	5	Radtke, Julie	42 ISWM 37.91	5	Twist, Christina	31 ENSW 36.78
6	Meinholz, Amy	52 WMAC 37.00	6	Darling, Karen	42 IM 38.85	6	Bofinger, Sarah	31 L4S 37.52
7	Kunovac, Jelena	53 LVM 37.25	7	Frech, Nancy	44 IM 39.18	7	Mansfield, Nikkie	31 ROSE 37.67
8	Michel, Emmanuelle	51 MICH 37.79	8	Port, Juliet	42 INDY 40.50	8	Yager, Laura	33 MICH 37.94
Heat 19 of 35 Finals			Heat 25 of 35 Finals			Heat 31 of 35 Finals		
1	Wilhelm, Annika	50 IM 34.99	1	Lingner, Heather	42 IM 35.82	1	Carlson, Megan	34 INDY 35.00
2	Weiderman, Jennifer	51 CVMM 34.90	2	Pajeau, Nichelle	43 IM 35.00	2	Blaseio, Poppy	31 NASH 34.00
3	Biegler-Ciaccio, Leslie	51 IM 34.67	3	Kemper, Charnele	43 CGAC-16 32.00	3	Pisano, CJ	31 PBM 32.53
4	Buck, Corrin	53 MICH 33.31	4	Glenn, Katie	41 OPA-32 29.51	4	Herrmann, Danielle	30 CLOV 29.12
5	Dixon, Lou Ann	50 MICH 34.33	5	Keiber, Casey	40 SYSM-14 30.57	5	Smith, Erica	31 INDY 30.76
6	Groves, Lisa	53 RMST 34.84	6	Trager Bohley, Kimberly	44 INDY 33.15	6	Geskos, Evangeline	34 GMUP 33.28
7	Gass, Melissa	50 NCMS 34.95	7	Deaton, Rebecca	42 ETM-12 35.81	7	Capizzi, Stefanie	31 ROSE 34.33
8	Wilson, Jamie	51 PALM 35.05	8	Jean, Brandy	43 RIO 36.88	8	Morris, Elizabeth	34 O*H*-18 35.98
Heat 20 of 35 Finals			Heat 26 of 35 Finals			Heat 32 of 35 Finals		
1	Kovach, Jodi	43 NAM 45.00	2	Mullings, Shannon	30 PBM 40.99	2	Walters, Paige	26 MICH 40.14
2	Lovett, Mandy	43 LASH-8 41.85	3	Colella, Mariel	32 PSM 39.00	3	Shafer, Allison	28 SBRM-16 37.74
3	Tietjens, Kiiri	41 IM 40.95	4	Cook, Emily	32 GBM 38.08	4	Singleton, Amanda	28 SFTL 36.48
4	Ufford, Kate	42 PBM 41.39	5	Jeske, Ingrid	34 MINN 38.71	5	Guerra, Mariela	28 SFTL 37.11
5	Winke, Molly	40 SKY 42.65	6	Quoss, Ashley	34 INDY 40.00	6	Eriksson, Andrea	27 INDY 38.07
6	Beers, Kim	49 UC38 46.50	7	Kemp, Jessica	39 BGSC 55.00	Heat 33 of 35 Finals		
7	Maunu, April	45 MICH 55.23	Heat 27 of 35 Finals			1	Marshall, Amanda	29 VALM 36.36
Heat 21 of 35 Finals			1	LaPoint, Meghan	35 WMAC 48.00	2	Carey, Melissa	26 AGUA 35.69
1	Pentzien, Kirsten	48 IM 44.21	2	Goodwin, Amy	36 IM 44.04	3	Courtney, Julia	27 DAS 33.81
2	Henderson, Edwina	47 ZAM-16 40.09	3	Jaloszynski, Melissa	36 MICH 42.00	4	Caldwell, Kellyn	28 KENM 33.10
3	Wattles, Sonja	48 IM 39.12	4	Rose, Leanne	35 ADMS 40.53	5	Alef, Valerie	25 SLAM 33.40
4	McClellan, Jennifer	48 MICH 38.58	5	Hawkins, Meredith	36 MICH 40.62	6	Murphy, Kathryn	25 TOC 35.00
5	Cantrell, Connie	47 MICH 38.85	6	Tan, Camille	38 IM 43.00	7	Tenbarge, Kelley	26 BOON-16 36.00
6	Knight, Tracy	45 INDY 39.88	7	Zemke, Kristin	36 ZAM-16 45.00	8	White, Kristin	27 NCMS 36.41
7	Mattei, Kimberly	46 SBRM-16 42.00	8	Arner, Andrea	37 NAM 50.00	Heat 34 of 35 Finals		
8	Farmer, Anne	48 IM 46.34	Heat 28 of 35 Finals			1	Hernandez, Abby	25 SLAM 33.00
Heat 22 of 35 Finals			1	Jock, Jessica	39 ADMS 38.43	2	Parsons, Kristina	27 NYAC 32.00
1	Settimi, Nora	47 WMAC 38.44	2	Johnson, Dianne	39 MICH 37.85	3	Olson, Christine	27 TOC 31.20
2	Nagel, Lynne	46 IM 38.32	3	Nathan, Anna	37 MICH 37.01	4	Iovanovich, Courtney	28 SYS-55 29.51
3	May, Jennifer	49 WMAC 36.56	4	Seidler, Mindy	38 WMAC 36.31	5	Ripley, Rachel	27 NYAC 30.61
4	Burns, Natasha	46 MOST 36.27	5	Ritter, Jennifer	35 BBWM-14 36.94	6	Hall, Lindsay	28 BCTM 31.65
5	Rublein, Susanne	47 MAM 36.54	6	Kintop, Kristy	36 WMAC 37.26	7	Sharpe, Anna	26 KM 32.47
6	Postma, Terri	48 GERM 37.53	7	Conway, Kieara	39 AKMS 38.37	8	Duraj, Michelle	25 ROSE 33.06
7	Haberstich, Carrie	46 IM 38.33	8	Szafranski, Lisa	37 MMA 39.55	Heat 35 of 35 Finals		
8	Meyer, Nicole	45 WMAC 38.54	Heat 29 of 35 Finals			1	Dehnke, Annaleise	24 INDY 36.00
Heat 23 of 35 Finals			1	Hine, Clare	35 KAC 36.00	2	Fritsch, Jamie	23 NAM 34.00
1	Hall, Julie	49 WMAC 35.50	2	Gass, Krista	39 1693 35.13	3	Kaestner, Katie	24 PSM 31.40
2	Dunn, Sara	45 NCMS 32.73	3	Connolly, Molly	35 OMAH 32.68	4	Gibson, Emily	22 GRA 29.20
3	Blackburn, Lisa	46 PBM 31.52	4	Whitney, Ashley	38 NASH 32.00	5	Meinholz, Anna	24 WMAC 30.58
4	Schaetz, Trina	45 WMAC 31.00	5	Mayer-Liotta, Ashley	38 PSCM 32.27	6	Barsun-Villa, Adelheid	21 NMMS 32.86
5	Condor-Fisher, Sarah	46 MACS 31.21	6	Snook, Meredith	36 TPIT 33.09	7	Hein, Stephanie	23 MICH 34.40
6	Goodale, Rainy	48 NEM 32.33	7	Briseno, Amanda	35 NAM 36.00	8	Turner, Tamarind	18 O*H*-18 45.32
7	Carter, Jennifer	47 KENM 35.00	8	Rueda, Marcela	36 SRM 36.18	#12 Men 50 Yard Breaststroke		
8	Cleven, Detra	49 KAC 36.22				Lane Name Age Team Seed Time		
						Heat 1 of 44 Finals		
						3	Knowles, Percy	87 SWIFT 1:04.20
						4	McClow, Richard	87 IM 48.00
						5	Mullins, Stephen	85 IM 1:04.00
						6	Hubbard, Donald	90 SDSM 1:13.00

2018 Nationwide USMS Spring Nationals - 5/10/2018 to 5/13/2018

IU Natatorium, Indianapolis

Meet Program - Friday, May 11, 2018

Heat 2 (#12 Men 50 Yard Breaststroke)

2	Lenard, Walt	81 ENSW	1:03.26
3	Johnston, Bob	81 PBM	45.22
4	Lau, Wang	81 YCHA-15	42.00
5	May, George	80 WMAC	43.88
6	Myers, Jerry	80 INDY	52.10
7	Benjamin, Laurie	80 UC15	1:05.50

Heat 3 of 44 Finals

2	Walker, Thomas	71 PSM	1:15.00
3	Faludy, Tom	71 SBRM-16	49.50
4	Foges, John	74 OREG	51.02
5	Saylor, John	71 SBRM-16	1:20.25
6	Reid, Walt	77 PSM	48.00
7	Grant, Will	76 VMST	54.00

Heat 4 of 44 Finals

1	Stover, John	76 MICH	46.18
2	Eisenklam, Peter	75 ARIZ	43.48
3	Colyer, Bob	79 LOCO	42.30
4	Freshley, Mike	77 SDSM	34.58
5	Burgess, Thom	75 CMS	41.00
6	Burgess, Everett	75 UC17	43.20
7	Truong, Dominique	79 PSM	44.19
8	McDanal, Steven	75 CMS	47.40

Heat 5 of 44 Finals

1	Kin, S Michael	70 UC16	45.00
2	Pohlmann, John	74 SLAM	42.15
3	Riker, Tony	73 GOLD	42.00
4	Hunt, Larry	70 SKY	40.61
5	Ota, Ken	71 ELG	41.00
6	Edsall, David	70 NEM	42.00
7	Niu, Tf	73 BUMS	44.25
8	Meade, Tom	70 BUMS	46.30

Heat 6 of 44 Finals

1	Fuenmayor, Jose	74 NASH	39.60
2	Terkel, Lawrence	70 O*H*-18	37.62
3	Myers, Richard	70 NEM	37.00
4	Mahler, Jay	71 MICH	34.00
5	Wendt, George	70 IM	36.00
6	Olzmann, Kurt	73 MICH	37.25
7	Clarke, Gregory	70 COLE-16	38.11
8	Griffin, Robert	70 SBRM-16	40.50

Heat 7 of 44 Finals

2	Harris, Verl	65 UC16	48.10
3	Traester, William	69 CONN	45.33
4	Murray, Mike	67 WMAC	42.71
5	Anderson, Craig	69 FWYS-16	42.91
6	Coellner, Denison	66 UC25	46.21
7	Rager, Steven	69 SPM	51.88

Heat 8 of 44 Finals

1	Hayes, William	66 PSM	41.26
2	Fuerman, Ross	65 NEM	39.23
3	Kennedy, James	66 CMAM	38.37
4	Hawks, Dean	65 INDY	37.99
5	Palmer, Bill	67 MICH	38.00
6	Schroeder, Bruce	66 SUSO	38.85
7	McCord, John	69 TNAQ	39.86
8	Fogg, Stephen	69 PSM	42.09

Heat 9 of 44 Finals

1	Devins, Jeff	65 KONA	36.55
2	Pot, Eugene	67 BUMS	36.44
3	Dahlberg, Peder	68 IM	32.10
4	Colella, Rick	66 PSM	29.10
5	Shead, Timothy	65 SFTL	29.99
6	Douglass, Nick	68 O*H*-18	36.07
7	Wisland, Dave	67 SLAM	36.50
8	Beardmore, Roger	66 PALM	37.96

Heat 10 of 44 Finals

2	Wickman, Craig	64 SKY	1:10.00
3	Moss, Lawrence	62 IM	44.16
4	Spaethe, David	64 UC16	42.59
5	Rochon, Harold	60 MICH	43.95
6	Quintana, Ken	62 OMAH	1:00.00

Heat 11 of 44 Finals

1	Stevens, Rhoads	64 OCMT	39.76
2	Tarnapoll, Pete	61 NAM	38.30
3	Dondi, Beda	62 SFTL	35.62
4	Hektner, Eric	60 TVM	35.46
5	Lee, Stanley	61 KONA	35.52
6	Sprawls, David	63 SKY	36.11
7	Hadlich, Kelly	60 MICH	39.50
8	Schwartzberger, Thon	64 MICH	40.80

Heat 12 of 44 Finals

1	Krismanits, Gene	63 IM	35.15
2	Lamontagne, Robert	60 CONN	34.99
3	Finn, Peter	64 DOC	34.13
4	Magiera, Joseph	61 UC21	33.54
5	Merrill, Nick	60 IM	33.81
6	Meyer, Kenneth	62 ELG	34.39
7	Phillips, Mike	61 MICH	35.10
8	Wagoner, Victor	62 LAPS	35.30

Heat 13 of 44 Finals

1	Von Hoffmann, Gerard	62 SDSM	33.00
2	Toth, Dennis	63 TNAQ	32.66
3	Vehovec, Henry	60 SFTL	32.11
4	Wall, Dan	62 ADMS	31.80
5	Henry, Shafer	60 CMS	32.00
6	Seybold, Harvey	63 IM	32.50
7	Hoganson, Robert	60 WMAC	32.98
8	Dixon, Ralph	61 ZAM-16	33.05

Heat 14 of 44 Finals

1	Keyser, Brian	61 1776	31.11
2	Parker, Randy	63 MICH	30.50
3	Lindstedt, David	62 LAPS	30.21
4	Kone, Bruce	60 RICE	28.30
5	Neville, Richard	61 FAST	29.28
6	Hamm, Michael	60 KM	30.36
7	Slowey, Michael	60 PALM	30.68
8	WuShanley, Ying	60 UC08	31.17

Heat 15 of 44 Finals

3	Johnston, Kevin	59 ISWM	50.00
4	Janasko, James	59 O*H*-18	40.00
5	Schaffer, Roland	58 UC16	40.12
6	Voudrie, Gregory	55 IM	55.00

Heat 16 of 44 Finals

1	Welsh, Tom	56 MICH	37.55
2	Jerabek, Douglas	58 UC17	36.30
3	Wagner, Luke	58 SWIN-16	35.00
4	Grzeszczak, John	59 HAFL	34.30
5	Francis, Lee	57 IM	34.55
6	Masimore, Lyle	59 MICH	35.30
7	Graffis, Kevin	58 SNM	36.56
8	Randesi, David	55 BUMS	38.15

Heat 17 of 44 Finals

1	Pollard, Vince	59 HPX-16	33.97
2	Davis, William	59 NEM	33.78
3	Hood, Daniel	57 MICH	33.19
4	Weissman, Greg	56 CRSC	32.97
5	Raine, Charlie	58 LAPS	33.00
6	Berryhill, Keith	58 WHA	33.34
7	Michaels, Charles	59 MOST	33.82
8	Kelley, Kevin	56 O*H*-18	34.25

Heat 18 of 44 Finals

1	Feddersen, Brett	55 SFY	32.83
2	Woods, Thomas	56 SDM	32.78
3	Fritsch, Dale	59 NAM	31.85
4	Cole, Andrew	55 HAFL	31.70
5	Foltz, Carl	56 MICH	31.75
6	Allen, Peter	59 WMAC	32.33
7	Bergman, Michael	57 PCY-17	32.83
8	Coffman, Chuck	55 MICH	32.87

Heat 19 of 44 Finals

1	Soltis, Doug	55 TNAQ	31.50
2	Sherman, Bill	59 MOVY	31.31
3	Ross, David	56 IAMA	30.44
4	Hering, Brad	56 PSM	29.67
5	Haynie, Carl	57 PSM	29.84
6	Holland, David	59 WMAC	30.50
7	Moreno, Al	59 PBM	31.37
8	Holmberg, Tom	59 IM	31.58

Heat 20 of 44 Finals

1	Blommel, Gregory	58 WMAC	29.44
2	Phillips, Daniel	55 PSM	29.03
3	Aubrey, Michael	57 HAFL	28.51
4	Guthrie, David	57 RICE	27.59
5	Travaini, Carlo	55 MVN	28.00
6	Dyer, Andy	59 AWJ	28.52
7	Alexandrov, Plamen	57 IM	29.36
8	Kochendorfer, James	57 MINN	29.48

Heat 21 of 44 Finals

2	Stukenberg, Erik	52 INDY	42.66
3	Coleman, Rick	52 NCMS	37.25
4	Hansen, Joseph	53 WMAC	36.00
5	Swalwell, Donald	52 MICH	36.33
6	Ramos, William	53 DOC	38.50

2018 Nationwide USMS Spring Nationals - 5/10/2018 to 5/13/2018

IU Natatorium, Indianapolis

Meet Program - Friday, May 11, 2018

Heat 22 (#12 Men 50 Yard Breaststroke)		
1	Ferguson, Daniel	51 WH20 34.80
2	Mattingly, Dan	54 SKY 34.15
3	Poste, Rob	52 MOVY 33.68
4	Schultz, Richard	51 GBM 33.08
5	Fischer, James	54 WMAC 33.31
6	Grady, Seth	53 NEM 33.90
7	Moulton, Matthew	52 RGSC 34.54
8	Oyler, Douglas	51 UC09 35.00
Heat 23 of 44 Finals		
1	Wilcox, John	54 LIB 32.69
2	Brudnak, Mark	52 WMAC 32.29
3	Sinitz, John	51 WMAC 31.88
4	Fiser, Graeme	52 SFTL 30.77
5	Luebbe, James	50 SKY 31.00
6	Thompson, Anthony	54 MOVY 31.91
7	Costello, John	51 LYON-21 32.41
8	Bunch, Brian	50 UC38 32.71
Heat 24 of 44 Finals		
1	Ewing, Michael	51 MINN 30.37
2	Strate, Brian	51 SDSM 29.85
3	Oliva, Stepan	51 WIN 29.45
4	Heber, Scott	51 UMAC 28.22
5	Harris, Gregory	54 VMST 28.64
6	Biegel, Mark	52 MMAC-48 29.69
7	VanderMey, Mark	52 MICH 30.19
8	Mench, Edward	51 SYSM-14 30.68
Heat 25 of 44 Finals		
2	Martz, Adam	47 SFTL 44.77
3	De Lone, Daniel	49 WMAC 39.07
4	Warren, Ande	46 SCMI-16 38.40
5	Winslow, Scott	46 GRA 38.47
6	Reidenga, Russell	45 IM 40.00
Heat 26 of 44 Finals		
1	Virkus, Todd	46 ASCP-38 36.30
2	Mc Bride, Patrick	48 USF 33.90
3	Kinder, John	45 OREG 32.55
4	Born, Jason	45 SWIN-16 32.50
5	Cabbage, Sean	46 MICH 32.54
6	Ronau, Matt	46 SKY 32.74
7	Perry, Ron	47 MICH 35.00
8	Linek, Scott	47 NAM 37.71
Heat 27 of 44 Finals		
1	Slad, Thomas	46 LYON-21 32.43
2	Castle, Matt	46 PSM 32.09
3	Michel, Patrick	47 MICH 30.71
4	Hamilton, Nathan	49 SNM 30.30
5	Stephens, Ryan	46 INDY 30.50
6	Wimberly, Kirk	49 WHA 32.00
7	Rushman, C.J.	46 SKY 32.25
8	Gawriljuk, Douglas	46 PBM 32.47

Heat 28 of 44 Finals		
1	Carroll, Stephen	48 NEM 30.05
2	Dennison, Keith	47 ASC 29.99
3	Sangmeister, Gary	47 SVY 29.50
4	Nance, Chad	45 NAM 29.30
5	Wollenhaupt, Eric	47 NAST 29.49
6	Grotke, Kevin	45 IM 29.72
7	Wood, Brent	48 ASCP-38 30.00
8	Espino, Rudy	49 IM 30.15
Heat 29 of 44 Finals		
1	Raese, TR	45 NTA-21 29.11
2	Goodison, Michael	46 UMAC 28.29
3	Doherty, Todd	47 PSM 28.02
4	West, Steve	46 NOVA-33 25.61
5	Baleka, Siphwiwe	47 MOVY 26.91
6	Tessin, Chris	47 PBM 28.20
7	Carmosino, Vince	48 PSM 28.51
8	Roberts, David	46 CRUZ 29.25
Heat 30 of 44 Finals		
1	Marcussen, Charles	43 SBRM-16 45.00
2	Paynter, Talbott	40 TNAQ 39.71
3	Ayshford, Mark	43 ZAM-16 35.33
4	Huffman, Aaron	42 SBRM-16 34.27
5	Helphinstine, Paul	41 KAC 34.67
6	Heaton, Joseph	44 SBRM-16 37.10
7	Stolle, Matt	44 FSAM-16 42.52
Heat 31 of 44 Finals		
1	Fine, Kevin	42 INDY 33.84
2	Montero, Carlos	41 HAFL 32.10
3	Warter, James	41 SBRM-16 32.00
4	Dowd, Jeffrey	43 MINN 31.47
5	Warren, Robert	43 IM 31.86
6	Cox, Raymond	43 SFTL 32.08
7	Taylor, Tallie	43 PAC-6 33.00
8	Sanchez, Greg	41 DAS 34.00
Heat 32 of 44 Finals		
1	Strock, Justin	40 SHAM-11 31.02
2	Shavrov, Alexander	42 NASH 31.00
3	Hill, Keith	43 NAM 30.64
4	Quane, Eric	42 CSLA 29.00
5	Bell, Bryan	41 WMAC 30.10
6	Dale, Michael	41 MICH 30.79
7	Wu, Bobby	44 WMAC 31.00
8	Jones, Cody	43 BCTM 31.17
Heat 33 of 44 Finals		
1	Powers, Brian	43 INDY 28.00
2	Schmidt, Matthew	40 WH20 27.49
3	Bundy, Chris	40 MOVY 26.50
4	Comings, Jeff	44 ARIZ 25.67
5	Holden, Blake	41 NAM 26.28
6	Beckwith, Harvey	40 GOLD 26.76
7	Greenwood, Scott	40 TOC 27.90
8	Williams, Rich	42 1693 28.43

Heat 34 of 44 Finals		
1	Hudak, Kyle	31 SBRM-16 40.00
2	Lebost, Daniel	31 PBM 31.58
3	Rosier, Nicholas	34 NAST 30.52
4	Snyder, Dan	34 UC45 30.06
5	Van Huis, Alex	30 IM 30.41
6	Law, David	32 MAM 31.25
7	Thaler, Daniel	30 PALM 32.80
8	Luna Cruz, Ricardo	35 GSM 38.40
Heat 35 of 44 Finals		
1	Corr, Christopher	39 HPX-16 35.88
2	Henry, Keith	37 SBRM-16 35.00
3	Hunte, Rod	36 NAM 32.43
4	Mosley, Thomas	38 IM 32.30
5	Charmes, Roman	39 WH20 32.39
6	Hanford, Jeremy	36 RMST 33.97
7	Utz, Chris	37 SBRM-16 35.00
8	Tracy, Ryan	39 MICH 38.00
Heat 36 of 44 Finals		
1	Warter, Joseph	39 SBRM-16 32.00
2	McCluskey, Kevin	39 HPX-16 30.63
3	Durieux, Kyle	39 ROSE 30.26
4	Ford, Torrence	36 WHA 29.88
5	Magarity, Tyler	39 SFTL 29.90
6	Matchison, Darren	35 LAKY-17 30.55
7	Franklin, David	37 CGAC-16 32.00
8	Wu, Jim	36 BCTM 32.23
Heat 37 of 44 Finals		
1	Silver, Isaac	39 ENSW 29.37
2	Holsman, Trent	37 TOC 28.79
3	Durieux, Chad	38 ROSE 28.33
4	Bermudez, Oscar	39 COOG 28.18
5	Spoon, Ryan	37 CONN 28.28
6	Teske, Brian	35 NAST 28.75
7	Flemming, Ross	37 UC15 29.09
8	Werner, David	39 BUMS 29.50
Heat 38 of 44 Finals		
1	Quane, David	38 CSLA 28.00
2	Filion, Guillaume	38 NN 27.55
3	Parkins, David	39 WMAC 27.05
4	Wells, Geoff	35 BUMS 26.71
5	Mueller, Scott	36 WMAC 26.88
6	Trinidad, Reuben	38 CMS 27.33
7	Sur, Thomas	35 ELG 27.73
8	Jiracek, Jakub	38 AKMS 28.00
Heat 39 of 44 Finals		
1	Wenzel, Serge	32 SFTL 29.11
2	Bower, Kenny	30 TOC 28.85
3	Buhr, Anthony	30 STMA-30 26.99
4	Kauscher, Robert	34 NAM 26.78
5	Deery, Kyle	33 SYSM-14 26.89
6	Frederiksen, Craig	32 IM 28.38
7	Prai, Alessandro	31 INDY 29.00
8	Prill, Derek	31 TOC 29.50

2018 Nationwide USMS Spring Nationals - 5/10/2018 to 5/13/2018

IU Natatorium, Indianapolis

Meet Program - Friday, May 11, 2018

Heat 40 (#12 Men 50 Yard Breaststroke)

1 Baker, Logan	24 SBRM-16	35.00
2 Hora, Nicholas	24 WMAC	29.61
3 McPherson, Matt	22 ENSW	29.22
4 Kolb, William	23 SKY	30.09
5 Zhang, Yuchen	27 UC17	36.56
6 Sites, Tyler	27 PALM	31.82
7 Hardin, Channing	26 KAC	35.00

Heat 41 of 44 Finals

1 Stephenson, Brady	26 UC14	30.63
2 Bordyukov, Aleksandr	29 MICH	29.99
3 Batchelder, Stephen	25 ARIZ	29.48
4 Oxner, Adam	26 MICH	28.99
5 Van, Tommy	26 STAN	29.10
6 DeBrotta, Anthony	28 INDY	29.87
7 Frawley, Robert	29 NYAC	30.16
8 Adams, Wyatt	26 AKMS	30.65

Heat 42 of 44 Finals

1 Foster, Dana	28 TOC	28.50
2 Enge, Jeffrey	29 SLAM	28.12
3 Lindholm, Kyle	25 NCMS	27.82
4 Haan, Colby	25 MICH	27.43
5 Daniels, James	27 MICH	27.56
6 Binnig, Connor	27 UC21	28.00
7 Hernandez, Michael	27 SLAM	28.50
8 Meck, Howard	26 SBRM-16	28.90

Heat 43 of 44 Finals

1 McHenry, Scott	26 ALEX	27.15
2 Thomas, Chandler	28 NCMS	26.49
3 Lawrence, Jesse	28 SLAM	25.78
4 Korman, Matt	25 TOC	25.25
5 Babcock, Colin	25 TOC	25.28
6 Saeta, Andrew	27 TOC	26.00
7 Ksebati, Fares	26 MICH	27.07
8 Fraser, Alex	29 IM	27.36

Heat 44 of 44 Finals

1 Salmon, David	21 SBRM-16	28.20
2 Taylor, Austin	24 COLU	27.58
3 Kreider, Joshua	21 WMAC	26.65
4 Zarzecki, Bartosz	24 CGAC-16	26.00
5 Van Cleave, Kevin	20 WMAC	26.51
6 Zacks, Daniel	19 MICH	27.52
7 Costigan, Matthew	23 GRA	28.16
8 Frederick, Aaron	24 ARMS	29.21

#13 Women 100 Yard Butterfly

Lane Name Age Team Seed Time

Heat 1 of 24 Finals

3 Bruin, Peggy	77 MICH	2:09.90
4 Case, Mary Ann	78 ARIZ	1:40.42
5 Meyers, Susan	76 SYSM-14	1:42.00

Heat 2 of 24 Finals

2 Larsen, Babs	70 MINN	1:45.00
3 Welch, Sarah	71 PSM	1:42.55
4 Menard, Joanne	70 MMAC-48	1:27.30
5 Brown, Dana	70 PALM	1:30.36
6 Barnea, Daniela	74 STAN	1:43.30
7 Kranpitz, Nancy	73 WMAC	1:46.65

Heat 3 of 24 Finals

1 Martin, Michelle	69 SFTL	1:57.59
2 Mitchell, Suzanne	69 PBM	1:55.00
3 Vogel, Aileen	66 ELG	1:34.77
4 McCloskey, Cecilia	68 SFTL	1:12.00
5 Guthrie, Sally	68 SMST	1:27.00
6 Ragalie, Diane	65 PBM	1:45.00
7 Smith, Melinda	65 O*H*-18	1:55.00
8 Schemanske, Carol	65 MICH	2:50.00

Heat 4 of 24 Finals

1 Baldwin, Patricia	62 SKY	1:49.24
2 Lampe, Betty	62 SVY	1:34.71
3 Beck, Pam	61 O*H*-18	1:26.78
4 Norton, Judith	60 O*H*-18	1:29.00
5 Knowles, Nancy	60 SWIFT	1:37.23
6 Feldkircher, Mary	57 O*H*-18	1:50.00
7 Becker, Annell	56 SKY	2:05.00

Heat 5 of 24 Finals

1 Gettelfinger, Cheryl	60 INDY	1:25.04
2 Klatzkin, Amy	62 USF	1:18.89
3 Mann, Melinda	61 WMAC	1:10.03
4 Granger, Traci	60 LAPS	1:06.00
5 Ganze, Cathy	60 SDSM	1:08.48
6 Alioto, Laurie	60 WMAC	1:14.20
7 Glassman, Debbie	64 PSM	1:22.00
8 Taylor, Barbara	63 KONA	1:26.27

Heat 6 of 24 Finals

1 Grady, Marci	59 SFTL	1:40.62
2 Jones, Eney	57 PBM	1:20.22
3 Ciampa-Wise, Cindy	58 SKY	1:15.42
4 Joyce, Martha	58 TAM	1:14.00
5 Redig, Patty	58 IM	1:14.02
6 Delorey, Laura	55 NEM	1:16.55
7 Gifford, Kathryn	57 SWIN-16	1:25.00
8 Vollmer, Patti	56 INDY	1:45.00

Heat 7 of 24 Finals

1 Froehlich, Kathryn	56 IM	1:13.50
2 Russell, Jane	55 DAM	1:09.83
3 Van Horn Pate, Val	55 VMST	1:06.34
4 Pipes, Karlyn	56 PBM	1:00.41
5 Block, Andrea	56 IM	1:03.83
6 Hung, Maria	57 SFTL	1:08.30
7 Woehler, Mary	59 SLAM	1:11.95
8 Jensen, Sue	57 NEM	1:13.67

Heat 8 of 24 Finals

1 Sorensen, Susan	49 SNM	1:25.00
2 Veen, Maria	47 MICH	1:18.91
3 Williams, Tracy	45 PBM	1:17.13
4 Petyk, Jennifer	46 SHAM-11	1:15.00
5 Carter, Eddie	47 NCMS	1:17.69
6 Peroni, Diana	45 NUTS	1:20.00
7 Sepulveda, Migdalia	50 ELG	1:53.77

Heat 9 of 24 Finals

1 Zien, Livia	52 SPM	1:20.83
2 Stutsman, Rachel	51 INDY	1:16.04
3 Herrington, Jamie	52 SFTL	1:13.70
4 Jensen, Lauren	50 WMAC	1:12.79
5 Karas-Foltz, Bonnie	53 MICH	1:12.85
6 Johnson, Mindy	54 RMST	1:15.50
7 Ott, Nancy	53 TPIT	1:20.00
8 Miller, Tracy	52 PAWW-21	1:25.20

Heat 10 of 24 Finals

1 Friedlander, Rebecca	51 SNM	1:10.80
2 Countryman, Marianne	53 GAJA	1:09.15
3 Shuck, Susie	52 INDY	1:07.00
4 Willeboordse, Fall	52 BCTM	1:03.11
5 Buxton, Sylvia	52 SYSM-14	1:04.93
6 Welting, Laureen	52 TOC	1:08.00
7 Westerman, Karen	50 SPM	1:09.16
8 Rietz, Heather	50 ENSW	1:12.00

Heat 11 of 24 Finals

1 Strong, Susan	46 WCM	1:12.98
2 Visser, Linda	48 COOG	1:05.90
3 Holland, Amy	46 NCMS	1:05.50
4 Braun, Erika	46 NCMS	59.00
5 Ridge, Jennifer	49 MINN	1:02.47
6 Cleven, Detra	49 KAC	1:05.53
7 Griffin, Kara	48 UC38	1:09.99
8 Colombo, Paula	49 MICH	1:15.00

Heat 12 of 24 Finals

1 De Boer, Karen	42 MMA	1:40.00
2 Marvin, Linda	44 INDY	1:15.56
3 Scholz, Amanda	42 SYS-55	1:14.03
4 Ella, Ellen	40 PSM	1:12.50
5 Pitcher, Stacey	40 CMS	1:12.86
6 Baudis, Christina	41 NEM	1:14.60
7 Parey, Christine	40 NAM	1:24.06

Heat 13 of 24 Finals

1 Lawrie, Dawn	42 SNM	1:11.62
2 Perez, Sarah	42 WMAC	1:08.32
3 Van orden, Anna	40 CPCT-5	1:05.18
4 Tobias, Erin	40 NAST	1:01.89
5 Levine, Nicola	41 IM	1:05.00
6 Lindley, Sarah	44 MICH	1:06.86
7 Yocum, Kari	40 PALM	1:10.10
8 Klotz, Francine	41 LIB	1:12.02

Heat 14 of 24 Finals

1 Schmaltz, Elizabeth	38 MICH	2:25.00
2 Byers, Jelena	35 MMA	1:13.87
3 Seidler, Mindy	38 WMAC	1:12.59
4 Louhichi, Nadia	37 SNM	1:15.88
5 Bonfitto, Jordan	31 ISWM	1:19.04
6 Yeoman, Christina	30 SKY	1:14.99
7 Nelson, Hanna	30 UC32	1:15.44

2018 Nationwide USMS Spring Nationals - 5/10/2018 to 5/13/2018

IU Natatorium, Indianapolis

Meet Program - Friday, May 11, 2018

Heat 15 (#13 Women 100 Yard Butterfly)

1	Liberty, Laurel	36 LIB	1:11.57
2	Gold, Anne	39 WLAC	1:08.00
3	Schneider, Erin	39 WMAC	1:06.00
4	Holland, Irish	38 NCMS	1:05.50
5	Lawrence, Laura	38 WCM	1:05.54
6	Miller, Paige	38 MOVY	1:06.30
7	Johnsen, Amber	39 PAWW-21	1:08.65
8	Cameron, Megan	38 ARKM	1:11.74

Heat 16 of 24 Finals

1	Hollister, Mary	38 ENSW	1:05.48
2	Kisel, Michele	36 SFTL	1:02.89
3	Vucinich, Elizabeth	37 WH20	1:00.50
4	Moro, Erin	39 PALM	58.81
5	Watanabe, Naoko	35 TOC	59.61
6	Weaver, Jenny	37 INDY	1:01.50
7	Melsen, Krisie	37 MINN	1:04.27
8	Congdon, Heather	39 SFTL	1:05.50

Heat 17 of 24 Finals

1	Harriman, Sarah	34 PALM	1:11.00
2	Bofinger, Sarah	31 L4S	1:08.72
3	Betenbaugh, Adrienne	32 PALM	1:07.00
4	Geskos, Evangeline	34 GMUP	1:03.75
5	Greene, Shannon	32 1693	1:04.92
6	Lau, Amanda	33 SLAM	1:08.50
7	Sawicz, Kasia	33 CHEL	1:10.66
8	Jacobs, Naomi	32 SPP	1:12.00

Heat 18 of 24 Finals

1	Madgiak, Jen	32 MMA	1:03.35
2	Brunka, Christina	33 IM	1:02.00
3	Mason, Jes	32 NTXL	59.65
4	Herrmann, Danielle	30 CLOV	53.71
5	Smith, Erica	31 INDY	57.89
6	Blondell, Alicia	31 MICH	1:01.47
7	Schneider, Leah	33 WMAC	1:03.33
8	Braniecki, Ashley	32 O*H*-18	1:03.63

Heat 19 of 24 Finals

1	Shopp, Haley	25 WLAC	1:25.00
2	Amodeo, Ashley	25 MICH	1:12.01
3	Long, Stephanie	28 INDY	1:11.48
4	Golembeski, Keri	25 WLAC	1:05.55
5	Visser, Avery	25 TOC	1:07.00
6	Mansfield, Lori	27 IM	1:12.00
7	Robertson, Lindsay	29 SNM	1:17.53

Heat 20 of 24 Finals

1	Turner, Lauren	25 ROSE	1:05.38
2	Williams, Holly	28 VALM	1:04.62
3	Marks, Jamie	29 SFTL	1:03.73
4	Holmes, Leigh	25 IM	1:01.64
5	McCartney, Theresa	25 BCTM	1:02.44
6	Fieni, Sadie	28 PALM	1:04.49
7	Fish, Abigail	28 ENSW	1:05.00
8	Langford, Lauren	29 AKMS	1:05.53

Heat 21 of 24 Finals

1	Collyer, Courtney	27 NYAC	59.11
2	Senko, Anna	26 TOC	58.00
3	Parsons, Kristina	27 NYAC	56.65
4	Saiz, Hannah	26 KENM	54.19
5	Kastes, Katie	29 TOC	56.45
6	Miles, Mallory	26 INDY	57.25
7	Freundreis, Lauren	29 ROSE	58.41
8	Pedote, Elyssa	25 TOC	59.89

Heat 22 of 24 Finals

3	Viersen, Campbell	21 NAM	1:13.00
4	Lyons, Danielle	24 UC-56	1:08.43
5	Hand, Samantha	23 ROSE	1:08.53
6	Rezmer, Gracelyn	20 WMAC	1:27.25

Heat 23 of 24 Finals

1	Hacobian, Anais	21 ROSE	1:06.97
2	Eklund, Nicole	24 IM	1:05.41
3	Lucchesi, Margot	24 UC56-56	1:03.90
4	Meyer, Molly	23 INDY	1:01.99
5	Schuster, Hannah	24 UC16	1:02.00
6	Peterson, Morgan	24 UC17	1:04.46
7	Avery, Sierra	20 KONA	1:06.60
8	Fittipaldi, Carolyn	24 MINN	1:07.00

Heat 24 of 24 Finals

1	Perez, Esmeralda	23 WMAC	1:00.18
2	Bechtel, Christina	24 TOC	1:00.00
3	Bruce, Madeline	23 IM	59.00
4	Schaetz, Emma	18 WMAC	56.50
5	Sudarma, Tiffany	23 TOC	56.63
6	Barsun-Villa, Adelheid	21 NMMS	59.10
7	Hoffman, Shekinah	24 LVM	1:00.00
8	Detka, Michelle	23 ARIZ	1:00.41

#14 Men 100 Yard Butterfly

Sponsor: Larry Lee of iSwim121.com

Lane	Name	Age	Team	Seed	Time
------	------	-----	------	------	------

Heat 1 of 38 Finals

1	Doud, Robert	95 MICH	4:25.53
2	Maine, Thomas	92 SLAM	2:25.37
3	Mitchell, Tom	85 SDSM	2:11.79
4	Schein, Howard	73 IM	1:45.95
5	Shaffer, Craig	72 ARIZ	1:29.60
6	Long, Robert	70 IM	1:24.61
7	Motheral, Thomas	70 O*H*-18	1:28.00
8	Osborne, Oz	72 ELG	1:34.74

Heat 2 of 38 Finals

1	Stover, John	76 MICH	1:53.78
2	Bell, John	75 ROSE	1:47.76
3	Straka, Peter	75 NOR	1:22.00
4	Elder, James	75 TOC	1:15.00
5	Roddin, Hugh	76 ANCM	1:21.71
6	Wolfe, Artie	78 UC32	1:36.22
7	Walker, Joseph	76 SNM	1:50.00
8	Lauer, William	83 TNAQ	1:35.67

Heat 3 of 38 Finals

1	Miller, Douglas	71 SLAM	1:14.00
2	Rudloff, Jr., Edward	70 TOC	1:12.50
3	Kleffman, Robin	70 MINN	1:10.96
4	McPherson, Andrew	71 DAM	1:05.94
5	Abrahams, Richard	73 CMS	1:06.81
6	Jones, Roger	70 CSMT	1:12.00
7	Selles, Carl	71 SPM	1:12.89
8	Meehan, Tom	71 WMAC	1:21.87

Heat 4 of 38 Finals

2	King, Edward	66 TOC	1:25.00
3	Gustafson, Lee	66 TPIT	1:22.14
4	Wetley, James	65 MICH	1:17.00
5	Martin, Doug	65 LRM-23	1:17.00
6	Larson, Allen	65 OREG	1:22.84
7	Hoefler, Fritz	68 NAM	2:00.00

Heat 5 of 38 Finals

1	Heacock, Robert	68 PBM	1:12.76
2	Mange, Kenneth	65 PSK	1:12.10
3	Van der Horst, Charles	66 NCMS	1:11.46
4	Perrin, Thomas	67 INDY	1:10.00
5	Sterne, Erik	65 ROSE	1:11.21
6	Chamberlain, Rick	66 INDY	1:12.00
7	Van Nort, Steven	66 LAPS	1:12.22
8	Lemaire, Larry	65 IRM-16	1:15.20

Heat 6 of 38 Finals

1	Paul, Gordon	65 FIG	1:08.21
2	Childs, Lee	69 PBM	1:07.00
3	Gruber, Glenn	68 VCM	1:03.41
4	Day, Lawrence	67 MICH	59.99
5	Thornton, James	65 1776	1:03.03
6	Modjeska, Mark	65 ARIZ	1:05.88
7	Gerber, Gregory	66 KMSC-39	1:07.40
8	Johnson, Clifford	66 SNM	1:10.00

Heat 7 of 38 Finals

1	Harvey, Nathan	58 MICH	1:24.26
2	Naroski, Shaun	55 SCCM	1:11.84
3	Hasak, Amit	56 WLAC	1:11.06
4	Avery, Bill	58 IM	1:21.47
5	Mering, Kenneth(Doug)	61 WMAC	1:19.34
6	Scanlan, Kevin	63 IM	1:11.34
7	Fort, Robert	60 MICH	1:17.37
8	Webb, Joseph	61 IM	1:26.69

Heat 8 of 38 Finals

1	Ferron, Lars	62 PBM	1:09.59
2	Ellis, Joel	60 ELG	1:05.70
3	Klein, Jonathan	60 NCMS	1:02.83
4	O'Brien, Kerry	61 WCM	1:01.66
5	Ballard, James	60 WH20	1:02.00
6	Ursu, Andrei	60 ELG	1:03.50
7	Tribuzi, Scot	60 NAM	1:09.50
8	Glenesk, Mark	62 KMAN	1:10.70

2018 Nationwide USMS Spring Nationals - 5/10/2018 to 5/13/2018

IU Natatorium, Indianapolis

Meet Program - Friday, May 11, 2018

Heat 9 (#14 Men 100 Yard Butterfly)

1	Hildebrandt, David	63 AWJ	1:00.83
2	Steynberg, Andre	61 SFTL	1:00.21
3	Henry, Shafer	60 CMS	59.00
4	Carter, Paul	60 TOC	55.00
5	Kone, Bruce	60 RICE	58.50
6	Sanchez, Greg	60 NCMS	59.97
7	Lindstedt, David	62 LAPS	1:00.70
8	Morales, John	60 SRM	1:01.00

Heat 10 of 38 Finals

1	Sailor, Andrew	57 WMAC	1:08.27
2	Mahaffey, Don	57 COOG	1:05.22
3	Coffman, Chuck	55 MICH	1:05.00
4	Cummings, Brian	58 INDY	1:02.00
5	Fisher, Dennis	58 NAM	1:03.00
6	Pogue, Jim	57 MICH	1:05.00
7	Fuselier, Stephen	58 AAAA	1:07.39
8	Roth, Charles	59 IM	1:08.61

Heat 11 of 38 Finals

1	Neuman, Larry	55 RAMS	1:00.32
2	Richards, Scott	57 WMAC	58.85
3	Gibson, Dave	57 IM	57.10
4	Sims, David	55 IM	53.36
5	LaMonica, Mike	57 PBM	57.06
6	Soltys, Ted	57 IM	58.50
7	Berry, David	58 MATT	59.96
8	Dauginas, Joe	55 USMS-16	1:01.09

Heat 12 of 38 Finals

2	Frech, Raymond	46 IM	1:08.00
3	Farmer, David	48 WLAC	1:06.78
4	Adams, Scott	48 UC04	1:07.00
5	Rose, Jeffrey	49 INDY	1:14.00
6	Mattingly, Dan	54 SKY	1:08.76
7	Einhaus, Kurt	51 MICH	1:10.00

Heat 13 of 38 Finals

1	Elizondo, Bill	50 FWYS-16	1:04.75
2	Moulton, Matthew	52 RGSC	1:04.30
3	Swalwell, Donald	52 MICH	1:04.00
4	Pardieck, Andrew	50 SLAM	1:03.00
5	Brown, Dale	50 ZAM-16	1:03.90
6	O'Shea, Rick	51 SFTL	1:04.00
7	Kaneshiro, Knoel	50 NAST	1:04.32
8	Meade, Matthew	52 SHAM-11	1:06.90

Heat 14 of 38 Finals

1	Webber, James	50 CMS	1:01.99
2	Bey, Jim	52 IM	1:01.00
3	Oyler, Paul	52 UC11	1:00.50
4	Fiser, Graeme	52 SFTL	1:00.44
5	Hoskins, Kyle	50 UC16	1:00.47
6	Fischer, Andy	51 SFTL	1:01.00
7	Kim, Danny	54 MICH	1:01.26
8	Jacobs, Dave	50 IM	1:02.62

Heat 15 of 38 Finals

1	Bailey, Jeff	51 MICH	58.62
2	Arrington, Adam	53 UC15	58.10
3	Hamilton, Rick	50 MAM	57.94
4	Mehok, George	50 SYSM-14	57.25
5	Jones, Brad	52 PSM	57.49
6	Schuster, Fred	54 PSCM	57.94
7	Brundage, Patrick	51 ARIZ	58.20
8	Young, Robert	53 MINN	59.91

Heat 16 of 38 Finals

1	Biegel, Mark	52 MMAC-48	56.27
2	Evans, Jeffrey	52 SVY	55.60
3	Moran, Marty	51 NCMS	54.16
4	Hiltabiddle, Steve	51 1776	52.81
5	Unruh, Steven	51 NITR	53.20
6	Magee, Mark	50 GRA	54.98
7	Ekman, Evan	53 PALM	55.80
8	Shaffer, Mike	52 VCM	56.91

Heat 17 of 38 Finals

1	Dolence, Mike	45 INDY	1:03.97
2	Hohn, Chris	49 SDSM	1:03.00
3	Courtney, Chris	45 PSCM	1:01.98
4	Linton, Tom	47 PBM	1:01.44
5	Ogilby, Kayo	45 COLO-32	1:01.48
6	Simon, Robert	47 INDY	1:02.54
7	Ronau, Matt	46 SKY	1:03.60
8	Mc Bride, Patrick	48 USF	1:05.33

Heat 18 of 38 Finals

1	Petrilla, Eric	48 SNM	1:00.76
2	Colburn, Christopher	46 ABM	1:00.38
3	Winter, Doug	49 PSM	59.99
4	Luebke, Phillip	47 BOZE-31	59.69
5	Wood, Brent	48 ASCP-38	59.84
6	Toothaker, Bradley	49 SBRM-16	1:00.13
7	Harbourt, Cliff	45 CRUZ	1:00.52
8	Herman, Eric	46 SPM	1:00.85

Heat 19 of 38 Finals

1	Sangmeister, Gary	47 SVY	59.00
2	Hanssen, Erik	46 PBM	58.59
3	Schaetz, Daniel	47 WMAC	58.00
4	Carlson, Michael	49 MMA	56.79
5	Steed, Chad	46 MICH	57.71
6	Bessire, Brent	49 PBM	58.14
7	Young, Michel	47 VCM	59.00
8	Currin, Jack	48 O2	59.29

Heat 20 of 38 Finals

1	Dennison, Keith	47 ASC	55.55
2	Gross, Jeremy	46 SVY	54.44
3	Field, Jayson	45 MICH	54.32
4	Roddin, Jeffrey	49 ANCM	54.06
5	Andersen, Morten	47 NCMS	54.28
6	Dreizler, Todd	48 PSCM	54.40
7	Wharton, Dave	48 NAM	54.69
8	Lee, Lawrence	49 NCMS	56.47

Heat 21 of 38 Finals

1	Berebitsky, Jeff	42 SBRM-16	1:06.00
2	Overmyer, Andrew	44 SBRM-16	1:02.50
3	Mills, Jamie	41 LIB	1:01.45
4	Dawkins, Todd	44 INDY	1:00.15
5	Herbert, Jonathan	40 SBRM-16	1:01.00
6	Torres, Martin	41 HAFL	1:02.16
7	Glass, Mark	43 NTXL	1:02.58

Heat 22 of 38 Finals

1	Mastracchio, Dominic	43 RICE	59.69
2	Jent, Daniel	40 ALEX	59.06
3	Zupancic, Joseph	42 CMS	58.00
4	LaMastra, James	42 NAM	57.19
5	Martinko, John	40 PAC-6	57.47
6	Street, Matthew	44 INDY	59.00
7	Strock, Justin	40 SHAM-11	59.55
8	Adams, James	40 OREG	59.86

Heat 23 of 38 Finals

1	Murphy, Nathan	40 PSM	57.00
2	Karren, Kelly	44 CVMM	56.61
3	Michalowski, Brian	42 WMAC	55.99
4	Szabados, Bela	44 WLAC	55.65
5	Ohman, Niclas	43 NEM	55.92
6	O'Malley, Mark	41 INDY	56.11
7	Halbert, Jeffrey	43 INDY	56.89
8	Safalow, Bradley	42 WHA	57.00

Heat 24 of 38 Finals

1	Staley, Matt	40 UC41	55.45
2	Herbert, Josh	42 SBRM-16	55.00
3	Holden, Blake	41 NAM	53.14
4	Babcock, Andrew	40 WMAC	51.97
5	O'Sullivan, Chris	43 CMS	52.54
6	Stich, Darryl	42 WMAC	54.62
7	Bardak, Peter	41 IM	55.30
8	Valle, Marc	44 ARIZ	55.63

Heat 25 of 38 Finals

2	Burnett, Nicholas	36 ROSE	1:05.00
3	Cedano, Noel	38 SFTL	1:00.34
4	Manrique, Alejandro	37 PBM	1:01.67
5	DeVennish, Arthur	35 NAM	1:16.34
6	Ghavami, Alex	21 WVM	1:00.37
7	Wright, Andrew	25 UC16	1:19.04

Heat 26 of 38 Finals

1	Oldham, Brian	37 NAM	59.98
2	Ford, Torrence	36 WHA	59.57
3	Weber, Matthew	38 DAS	58.88
4	Zhai, Eric	37 BCTM	58.60
5	Bonis, Joshua	38 WMAC	58.66
6	Loder, Scott	37 PBM	59.10
7	Durieux, Chad	38 ROSE	59.91
8	Sikich, Christopher	39 NAST	1:00.00

2018 Nationwide USMS Spring Nationals - 5/10/2018 to 5/13/2018

IU Natatorium, Indianapolis

Meet Program - Friday, May 11, 2018

Heat 27 (#14 Men 100 Yard Butterfly)

1	Goler, Jonathan	37 SFTL	57.57
2	Gaudreau, Maxime	35 SFTL	54.12
3	Dallamura, Scott	39 NCMS	53.78
4	Yellin, Jeffrey	36 BCTM	53.48
5	Carlson, Timothy	38 IM	53.58
6	Mitchell, Ayinde	38 MICH	54.00
7	Cuticchia, Tom	35 LAKY-17	55.24
8	Batchelder, John	37 CMS	58.11

Heat 28 of 38 Finals

1	Danner, Gregory	37 FAIR	52.91
2	Parkins, David	39 WMAC	52.49
3	Hansen, Scott	35 BCTM	51.48
4	Doak, Kevin	37 MICH	50.40
5	Marshall, Matthew	35 TOC	50.50
6	Wang, Timothy	35 TOC	52.13
7	Moran, Daniel	36 NEM	52.54
8	Ostermann, Jeff	39 UC16	52.93

Heat 29 of 38 Finals

1	Ganiyev, Doston	30 USF	1:00.00
2	Bey, Matthew	34 NAM	59.00
3	Galvan-Sarabia, Luis	33 INDY	58.76
4	Wilson, Todd	32 PBM	57.45
5	Cavadini, Louis	33 SBRM-16	58.00
6	Mertz, Jeffrey	30 MICH	58.88
7	LeMoine, Benjamin	33 PALM	59.59
8	Ramos, German	21 UC07	59.30

Heat 30 of 38 Finals

1	Holmes, CJ	31 IM	57.22
2	Young, James	34 AGUA	56.91
3	Elber, Joel	30 FSAM-16	55.62
4	O'Neal, Matthew	31 INDY	54.79
5	Browning, Casey	30 MICH	55.00
6	Von Jouanne, Daniel	31 MATT	56.40
7	Henahan, Patrick	30 INDY	57.00
8	Donihe, Phil	34 GWSA-45	57.24

Heat 31 of 38 Finals

1	Taylor, Jonathan	30 TOC	53.00
2	Lau, Jonathan	32 SLAM	52.13
3	Weyandt, Todd	30 GAJA	50.88
4	DeBerry, Tyler	34 ARIZ	49.50
5	Vogel, Jake	30 ASC	49.87
6	Tomas, Matej	34 SFTL	51.00
7	Wang, Jackson	30 TOC	52.35
8	McCleary, Daniel	34 AMBU-25	53.78

Heat 32 of 38 Finals

1	Griffioen, Luke	27 MICH	1:00.66
2	Pacheco, Hector	28 FWYS-16	59.56
3	Zerbonia, Nicholas	26 PAWW-21	57.16
4	Barcinas, Ken	25 PSCM	56.18
5	Stephenson, Brady	26 UC14	56.94
6	Stiles, David	28 SPM	58.72
7	Staley, Brandon	26 UC18	59.98
8	Altman-Kurosaki, Jonas	29 AGUA	1:02.29

Heat 33 of 38 Finals

1	Johnson, Christopher	25 IM	55.53
2	Sauter, Trace	29 NCMS	53.58
3	Musser, Seth	25 MOVY	53.19
4	Fozkos, Tyler	26 VALM	52.66
5	Montgomery, James	25 DAMM	53.00
6	Yntema, Douwe	29 TOC	53.49
7	DeBrotta, Anthony	28 INDY	55.33
8	Aziz, Mazen	28 TOC	56.00

Heat 34 of 38 Finals

1	Glaser-Garbrick, Dan	27 DAS	52.52
2	Hurko, Matt	26 TOC	52.50
3	Lucchesi, Michael	26 WMAC	52.00
4	Thomas, Chandler	28 NCMS	51.99
5	Birnbrich, Andrew	28 NAM	52.00
6	Dyer, Frank	26 WLAC	52.04
7	Murray, Matthew	26 TOC	52.50
8	Finke, Ryan	25 WMAC	52.54

Heat 35 of 38 Finals

1	Kiviluoma, Tuomas	25 MICH	51.66
2	Scheid, Trevor	28 TOC	51.07
3	Mathews, Sean	28 MOVY	50.85
4	Shivakumar, Varun	27 WLAC	50.30
5	Raigla, Kaspar	29 BCTM	50.47
6	Osterhage, Raymond	25 NAM	51.00
7	Destree, Nathan	26 MICH	51.56
8	Fox, Will	25 NCMS	51.80

Heat 36 of 38 Finals

1	Pederson, Nicholas	21 PSM	58.10
2	Howell, Jayden	22 USU	57.27
3	Millard, Jelani	24 LTMM	55.74
4	Petyniak, Jakub	24 CSPM	54.69
5	Christensen, Kyle	21 MICH	55.00
6	Wagner, Matthew	23 SLAM	56.55
7	Nguyen, Joseph	23 UC07	57.57
8	Dennis, Grayson	24 CTMS	59.00

Heat 37 of 38 Finals

1	Kertesz, Kristof	24 SFTL	54.31
2	Castro Diaz, Gonzalo	24 STRM-30	54.00
3	Watson, James	23 SLAM	53.35
4	Gamroth, Grant	21 PSCM	52.18
5	Warner, Shawn	23 PBM	52.77
6	Schuman, James	19 UC21	53.85
7	Wasko, Cameron	24 PBM	54.29
8	McPherson, Matt	22 ENSW	54.31

Heat 38 of 38 Finals

1	Helander, Aaron	23 MICH	51.92
2	Barton, Tanner	22 NAM	51.23
3	Szuba, Dan	24 MICH	50.37
4	Burton, Logan	22 WMAC	47.32
5	Rich, Andrew	24 SKY	49.50
6	Alentado, Jason	23 LVM	51.15
7	Havton, Jonathan	19 GRA	51.25
8	Torres, Luke	23 SFTL	52.00



TropicSport™
MINERAL SUNSCREEN

LONG LASTING WATER RESISTANT SUNSCREEN

**RECEIVE 20% OFF
YOUR FIRST PURCHASE**

USE PROMO CODE AT CHECKOUT

USMS20

DID YOU KNOW

Not all sunscreens are created equal - some mainstream sunscreens may protect you, but are made with harsh chemicals like oxybenzone and octinoxate that harm our planet.

Oxybenzone is environmentally toxic and responsible for bleaching and killing coral reefs. Also, recent studies have shown that chlorine in pools can react negatively with this chemical, dramatically decreasing the sunscreen's UV protection.

TropicSport mineral sunscreen is reef-friendly, pool-friendly, skin-friendly, and kid-friendly because we do not use any harsh active chemicals. Instead it is made with natural ingredients including titanium dioxide and zinc oxide.

Join the movement and switch to TropicSport.



www.tropicsport.com

Day 3 – Saturday, May 12

Keep fighting and stay strong, Will Huibregtse. WILLpower!
— Tom Merrell

Warm-up

6:00 a.m.-7:20 a.m.

Check-in Deadline for Day 3

All events 200 yards and longer are positive check-in events. Check-in may be done in person at the registration area or online at usms.org.

Sat., May 12	500 freestyle (women)	7 a.m.
Sat., May 12	200 breaststroke	9 a.m.
Sat., May 12	200 butterfly	9 a.m.

PLEASE NOTE:

If you do not check in by the deadline, you will not be seeded; there are no exceptions.

Meet Start Time Day 3

7:30 a.m.

Women	Event	Men
17	500 freestyle (women)	
	30-minute warm-up in competition pool	
19	200 breaststroke	20
21	100 freestyle	22
23	50 backstroke	24
25	200 butterfly	26
27	100 individual medley	28
29	200 medley relay	30

Entry Deadline for Day 4 (Sunday, May 13) Relays

Relays must be entered online.

Sat., May 12	200 freestyle relay	3 p.m.
--------------	---------------------	--------

RYAN LOCHTE | 12X Olympic Medalist, World Record Holder

AVICTOR[®]

THE ULTIMATE ADVANTAGE.



HYDROSPHERE
TECHNOLOGY



SPEED DRY
FABRICATION



SUPERSONIC
FLEX BONDING

VENOM

TYR | ALWAYS IN FRONT

MANUFACTURED IN THE U.S.A.
OF IMPORTED MATERIALS

2018 Nationwide USMS Spring Nationals - 5/10/2018 to 5/13/2018

IU Natatorium, Indianapolis

Meet Program - Saturday, May 12, 2018

#17 Women 500 Yard Freestyle			55 Rogan, Pam			49 GAJA			5:51.22			116 Evans, Genevieve			44 SNM			6:20.34		
Sponsor: IAM staff - Thank you to			56 Courtney, Julia			27 DAS			5:51.23			117 Wegner, Karin			45 LVM			6:20.58		
The Kitchenette staff			57 Olsen, Amanda			29 TNAQ			5:51.32			118 Maynard, Lisa			48 ARIZ			6:21.40		
for hosting our			58 Yali Pepper, Gizem			26 BCTM			5:51.43			119 Scapini, Karen			51 MICH			6:21.70		
National planning meetings!			59 LeClair, Dale			48 HAFI			5:53.33			120 MacDonald, Emilie			18 ETM-12			6:21.78		
Name	Age Team	Seed Time	Name	Age Team	Seed Time	Name	Age Team	Seed Time	Name	Age Team	Seed Time	Name	Age Team	Seed Time	Name	Age Team	Seed Time			
1	Arnold, Allison	25 TOC	5:05.00	60	Ritter, Susan	61 CSMT	5:53.86	61	Blair, Katie	39 UC16	5:55.00	122	Jackson, Nicole	49 WMAC	6:24.92	123	Hammerton, Alison	47 PAWW-21	6:25.00	
2	McWilliams, Haley	23 PALM	5:12.03	62	Bednarcik, Sarah	28 MICH	5:55.34	63	Robertson, Lindsay	29 SNM	5:55.60	124	Ashwell, Kendra	24 AKMS	6:25.12	125	Steinmann, Sharon	60 SPM	6:25.51	
3	Miller, Britta	34 INDY	5:15.00	64	Dore, Mary	54 NCMS	5:55.78	65	Avery, Brenda	53 KONA	5:55.90	126	Delorey, Laura	55 NEM	6:25.55	127	Burton, Tamara	59 PBM	6:25.75	
4	Burke, Rachel	21 INDY	5:19.01	66	Johnsen, Amber	39 PAWW-21	5:56.06	67	Irish Bostic, Linda	54 PBM	5:56.10	128	O'Connell, Fontaine	43 CMS	6:26.28	129	Hodgekins, Amy	47 O*H*-18	6:26.31	
5	Whitney, Ashley	38 NASH	5:20.00	68	McCarthy, Michelle	42 WMAC	5:56.36	69	Hand, Samantha	23 ROSE	5:56.65	130	Pelletier, Kathy	47 INDY	6:26.68	131	Lachney, Fay	57 ALEX	6:29.22	
6	Kelsey, Jane	42 NYAC	5:21.17	70	Dussliere, Julie	45 JDAM	5:57.13	71	Richardson, Lindsay	38 MICH	5:57.21	132	Grilli, Tracy	61 NEM	6:30.00	133	Gifford, Kathryn	57 SWIN-16	6:30.00	
7	Bruce, Stacey	43 PALM	5:22.72	72	Spivey, Bonnie	59 LAPS	5:58.00	73	Webb, Brittany	28 NAM	5:58.00	134	Burn, Lisa	52 SWIFT	6:30.17	135	Hare, Fran	67 PBM	6:31.00	
8	Lapinskas, Christina	32 ISWM	5:24.96	74	Cimilluca, Krista	47 ELG	5:58.72	75	Branch, Katherine	60 NEM	5:59.00	136	Humphrey, Laura	43 SKY	6:32.37	137	Kays, Amelia	38 ALEX	6:33.23	
9	Perez, Elisa	22 WMAC	5:25.16	76	Liberty, Laurel	36 LIB	5:59.57	77	Newcom, Rachel	33 INDY	6:00.00	138	Spence, Diane	65 O*H*-18	6:33.23	139	Smart, Denise	55 TULS	6:34.80	
10	Frimerman-Bergquist, Sa	34 HOPK	5:27.67	78	Wortman, Jennifer	34 MICH	6:00.00	79	Harriman, Sarah	34 PALM	6:00.00	140	Knight, Tracy	45 INDY	6:35.32	141	Maleike, Corinna	58 CMS	6:35.58	
11	Williams, Melinda	36 NEM	5:27.94	80	Texel, Paula	47 SPM	6:00.00	81	Mardy, Megan	38 WLAC	6:00.10	142	Mock, Jessie	49 INDY	6:35.88	143	Carey, Melissa	26 AGUA	6:36.11	
12	Greene, Shannon	32 1693	5:28.53	82	Cox, Juliet	50 MAM	6:00.38	83	Sands, Liz	49 IM	6:00.44	144	Yanaga, Stephanie	35 IM	6:37.67	145	Finch, Merry	63 KONA	6:38.17	
13	Ferguson, Annie	32 PCY-17	5:30.00	84	Saucy, Stephanie	54 1776	6:01.10	85	Hamann, Susan	55 SWOM	6:01.33	146	Shamrock, Lisa	50 IM	6:40.00	147	Phillips, Leslie	41 INDY	6:40.00	
14	Fozkos, Brittany	27 VALM	5:30.00	86	Shapiro, Margaret	41 RMST	6:02.22	87	Jensen, Lauren	50 WMAC	6:02.72	148	Kendall, Neala	39 KENM	6:40.00	149	Miller, Tracy	52 PAWW-21	6:44.17	
15	Gianniny, Dana	48 ROCH	5:33.38	88	Hankins, Malena	44 AWJ	6:03.66	89	Yager, Laura	33 MICH	6:04.00	150	Tan, Camille	38 IM	6:45.00	151	Ward, Mimi	59 SKY	6:45.27	
16	Hug, Laurie	53 1776	5:34.35	90	Brown, Molly	31 BUMS	6:04.37	91	Flesner, Brooke	38 NAM	6:05.00	152	Nelson, Laura	27 IM	6:45.54	153	Miller, Celeste	68 SNM	6:49.00	
17	Holland, Irish	38 NCMS	5:35.00	92	Friedlander, Rebecca	51 SNM	6:05.10	93	Baudis, Christina	41 NEM	6:05.64	154	Hayes, Christie	70 NEM	6:49.17	155	Watts, Sue	63 1776	6:49.34	
18	MacDonald, Keely	28 WH20	5:35.00	94	Mynatt, Kay	28 INDY	6:05.91	95	Pelham, Kathy	45 PSM	6:06.60	156	Stepsis, Lisa	32 ZAM-16	6:49.43	157	Zapolski, Stacey	50 IAMA	6:49.89	
19	Westcott, Jessica	20 WMAC	5:35.00	96	Brown, Denise	58 MICH	6:06.65	97	Woody, Suzanne	45 CPCT-5	6:09.20	158	Wyncott, April	59 MICH	6:50.00	159	Bossert-Hartman, Carol	57 IM	6:51.69	
20	Adamy, Amy	27 MICH	5:35.55	98	Hutton, Taylor	25 UC21	6:10.00	99	Gableman, Andrea	26 WMAC	6:10.00	160	Quinn, Phyllis	62 TOC	6:53.17	161	Miller, Christina	27 AKMS	6:55.89	
21	Ella, Ellen	40 PSM	5:35.96	100	Henry, Hanna	23 WMAC	6:10.00	101	Steadman Martin, Nancy	63 GSM	6:10.50	162	Webb, Chrissy	37 NAM	7:00.00	163	Beck, Pam	61 O*H*-18	7:01.09	
22	Tobias, Erin	40 NAST	5:37.19	102	Pfinsgraff, Joan	64 MARY	6:10.92	103	Sawicz, Kasia	33 CHEL	6:11.55	164	Walther, Amy	44 WMAC	7:01.69	165	Sheaks, Heidi	48 GRA	7:02.06	
23	Crusco, Kysa	42 NEM	5:37.51	104	Nagel, Lynne	46 IM	6:13.78	105	Daggett, Anna	22 OREG	6:16.23	166	Denby, Karlene	64 COOG	7:02.28	167	Willard, Mimi	64 NUTS	7:12.97	
24	Hayden, Alison	46 UC07	5:38.91	106	May, Jennifer	49 WMAC	6:16.35	107	Werhane, Cynthia	49 OREG	6:16.74	168	Menard, Joanne	70 MMAC-48	7:13.26	169	Stager, Nan	63 DOC	7:13.50	
25	Jones, Eney	57 PBM	5:39.22	108	Smith, Jennifer	44 ARC-15	6:17.80	109	Strong, Susan	46 WCM	6:18.15	170	Harbison, Audrey	54 THT-16	7:15.00	171	McCracken, Elaine	55 MMA	7:17.53	
26	Carlson, Jennifer	38 RMST	5:39.23	110	Lemen, Sarah	48 NAM	6:19.00	111	Clark, Dawn	53 SPM	6:19.23	172	Lyman, Carolyn	67 UTAH	7:18.51	173	Brown, Carol	65 IM	7:20.00	
27	Downing, Jennifer	39 NEM	5:39.34	112	Tietjens, Kiiri	41 IM	6:19.90	113	Gregory, Ellen	54 INDY	6:20.00	174	Bearden, Marcy	39 INDY	7:20.00	175	Klencke, Barbara	60 SNM	7:20.00	
28	Congdon, Heather	39 SFTL	5:39.73	114	Zedonis, Lisa	56 INDY	6:20.20	115	Linkletter, Chris	52 LAPS	6:20.26	176	Jones, Cynthia	68 IM	7:20.55					
29	Taylor, Courtney	34 ZAM-16	5:40.00																	
30	Gabriel, Hannah	26 MICH	5:40.52																	
31	Pisano, CJ	31 PBM	5:41.49																	
32	Finke, Janeen	53 WMAC	5:41.67																	
33	Plotz-Saribalas, Amy	45 NAM	5:41.73																	
34	Nieto, Alexandra	45 SKY	5:42.00																	
35	Sheehan, Nichole	39 WLAC	5:42.21																	
36	Sibilia, Maddie	21 GAJA	5:42.81																	
37	Maidenberg, Eve	41 MAM	5:42.97																	
38	Levine, Nicola	41 IM	5:45.00																	
39	Krause, Mary Kay	40 LASH-8	5:45.00																	
40	Cavadini, Eva	28 SBRM-16	5:45.00																	
41	Mahaney, Melanie	27 SVY	5:45.00																	
42	Block, Andrea	56 IM	5:45.33																	
43	Krull, Caitlin	22 IM	5:45.99																	
44	Meinholz, Ellen	26 WMAC	5:48.54																	
45	Tonelli, Marlana	29 SWED-21	5:48.70																	
46	Miller, Paige	38 MOVY	5:49.00																	
47	Iepson, Sarah	40 UC08	5:49.08																	
48	Keeler, Susan	39 STAN	5:49.42																	
49	Balz, Marielle	26 AGUA	5:50.00																	
50	Klestinec, Robin	56 NAM	5:50.00																	
51	Alef, Valerie	25 SLAM	5:50.00																	
52	Louhichi, Nadia	37 SNM	5:50.00																	
53	Gold, Anne	39 WLAC	5:50.00																	
54	Rian, Victoria	51 NAST	5:50.76																	



SAVING LIVES | BUILDING CHAMPIONS

The USA Swimming Foundation aims to strengthen the sport of swimming by saving lives and building champions—in the pool and in life.



Whether we're equipping our children with the life-saving skill of learn-to-swim, or providing financial support to our heroes on the U.S. National Team, the USA Swimming Foundation aims to provide the wonderful experience of swimming to kids at all levels across the country. Since 2007, more than 6 million children have been enrolled in swim lessons through our Make a Splash Local Partners, giving kids in all 50 states the opportunity to become part of the sport that we all love.



Learn more.

Visit usaswimmingfoundation.org today!

2018 Nationwide USMS Spring Nationals - 5/10/2018 to 5/13/2018

IU Natatorium, Indianapolis

Meet Program - Saturday, May 12, 2018

#17 ... (Women 500 Yard Freestyle)					
177 Vogel, Aileen	66 ELG	7:22.29	236 Bogue, Sherri	54 SPM	11:30.00
178 Williams, Valerie	39 IM	7:25.00	237 Cosper, Sue	69 INDY	11:52.72
179 Hawes, Susan	57 FSAM-16	7:30.00	238 Levy, Anne	65 INDY	12:00.00
180 Cammarata, Martha	36 IM	7:30.00	239 Berning, Henrietta	84 IM	14:34.39
181 Kolo, Lisa	49 ISWM	7:30.00			
182 Murakowski, Courtenay	55 ISWM	7:30.00			
183 Shoenberger, Linda	70 TAM	7:30.73			
184 Rose, Leanne	35 ADMS	7:31.59			
185 Page, Anne	70 SPM	7:40.01			
186 Dougherty, Mindy	65 MVN	7:44.31			
187 Duguay, Melissa	30 CONN	7:45.29			
188 Baldwin, Tricia	27 SKY	7:45.33			
189 Reid, Colleen	68 HIMA	7:45.66			
190 Gillies, Judy	70 ARIZ	7:45.69			
191 Zircher, Julia	37 SBRM-16	7:47.00			
192 Van Dyke, Anne	65 MICH	7:58.03			
193 Goodwin, Cathy	52 PBM	7:58.06			
194 Diel, Diane	60 WMAC	7:59.00			
195 Russell, Mary	60 ISWM	8:00.00			
196 Gardon, Nathalie	54 MICH	8:00.00			
197 Hunt, Andrea	70 PSM	8:00.00			
198 Davenport, Teresa	34 SFY	8:00.00			
199 Payne, Brenda	70 UC15	8:01.18			
200 Burfeind, Betty	71 IM	8:05.52			
201 Kulak, Marilyn	62 IM	8:08.00			
202 Horiszny, Karen	42 INDY	8:15.00			
203 Anziano, Marcia	73 OPA-32	8:18.76			
204 Schneider, Mary	65 WMAC	8:22.26			
205 Schmitz, Susanne	60 IM	8:28.07			
206 Meeks, Patti	53 CMS	8:30.00			
207 Alt, Susan	63 MICH	8:30.00			
208 Christenson, Candy	71 WMAC	8:33.05			
209 Richardson, Cheryl	47 ENSW	8:38.00			
210 Foley, Carolyn	74 PBM	8:46.63			
211 Greene, Dana	49 NCMS	8:48.12			
212 Katz, Jane	75 AGUA	8:49.37			
213 Berry, Valerie	47 NASH	8:59.00			
214 Wise, Louise	75 CMS	9:00.00			
215 Holbrook, Dana	44 SKY	9:00.00			
216 Taffee, Roberta	62 MICH	9:09.51			
217 Erickson, Martha	66 NASH	9:15.00			
218 Oliver, Kathleen	59 BWAQ	9:18.97			
219 Becker, Annell	56 SKY	9:20.00			
220 Lakatos Fojtik, Madelein	57 UC16	9:20.00			
221 Bixler, Jan	69 NAM	9:26.00			
222 Harris, Carol	77 UC28	9:32.09			
223 Nathan, Laura	69 MICH	9:35.00			
224 Shockro, Ellen	75 ROSE	9:39.26			
225 Johnson, Rhonda	54 O*H*-18	9:59.00			
226 Schmaltz, Elizabeth	38 MICH	10:00.00			
227 Weaver, Kathleen	71 MICH	10:00.00			
228 DiLaura, Sallie	60 SKY	10:00.00			
229 Vanden Brulle, Kitty	73 MICH	10:09.41			
230 Griffin, Joan	80 PBM	10:20.00			
231 Gogola, Laura	82 MICH	10:43.73			
232 Ricketts, Mary Pat	75 NAM	10:46.77			
233 Amis, Martha	76 MICH	10:56.00			
234 Samberg, Amy	54 DDSA-48	11:00.00			
235 Reinke, Carol	81 WMAC	11:25.00			

LIFE INSURANCE FOR SWIMMERS

USMS members can
SAVE 25.5%
on Life Insurance.



Masters swimmers should save because they have:



41% lower risk
of heart disease



22% lower risk
of cancer



28% lower risk
of early death

CALL TODAY FOR YOUR FREE QUOTE

1-888-945-USMS or visit us at: www.HealthIQ.com/USMS

2018 Nationwide USMS Spring Nationals - 5/10/2018 to 5/13/2018

IU Natatorium, Indianapolis

Meet Program - Saturday, May 12, 2018

#19 Women 200 Yard Breaststroke				13 Chapman, Sara	36 IM	3:02.79	25 McPeak, Kris	50 SPP	4:16.90
Sponsor: Cheryl Gettelfinger - Congrats to				14 Riedinger, Kelly	38 NASH	3:07.08	55-59		
Jerrilynn Bayless				15 Stutz, Kathleen	35 SFTL	3:08.82	1 Crouch, Kim	56 UC32	2:43.86
2018 Irv Merritt winner				16 Williams, Valerie	39 IM	3:19.30	2 Miller, Patricia	57 VMST	2:52.32
Name	Age	Team	Seed Time	17 Jackson, Molly	35 INDY	4:00.00	3 Froehlich, Kathryn	56 IM	2:56.98
18-24				40-44			4 Lepinski, Cokie	58 ARIZ	2:59.29
1 Aschan, Patricia	24	MICH	2:20.00	1 Glenn, Katie	41 OPA-32	2:22.21	5 De Herder, Elizabeth	59 PALM	2:59.45
2 Kaestner, Katie	24	PSM	2:30.28	2 Milliken, Kathleen	40 MICH	2:29.09	6 Cort, Hayley	56 AGUA	3:04.10
3 Weiss, Laura	23	INDY	2:40.00	3 Perez, Sarah	42 WMAC	2:35.55	7 Koster, Carolyn	56 POST	3:05.00
4 Sheafor, Tirion	23	SCHS-55	2:43.81	4 Bruce, Stacey	43 PALM	2:38.34	8 Kimple, Karen	56 WMAC	3:12.91
5 Kappeler, Rachel	21	INDY	2:50.75	5 Hoover, Molly	41 IM	2:43.00	9 Grebe, Suzanne	56 MICH	3:13.18
6 Holtz, Meghan	21	UC17	2:56.12	6 Deaton, Rebecca	42 ETM-12	2:46.98	10 Martoni, Samantha	56 ARIZ	3:14.18
7 Fowler, Danielle	24	MICH	3:06.30	7 Hughes, Carrie	43 GAJA	2:49.37	11 Bolda, Barbara	56 MMA	3:14.61
25-29				8 Pajeau, Nichelle	43 IM	2:55.59	12 Caldwell, Kris	56 KENM	3:15.55
1 Ripley, Rachel	27	NYAC	2:21.60	9 Van orden, Anna	40 CPCT-5	3:00.00	13 Van Cleave, Julie	59 WMAC	3:16.72
2 Iovanovich, Courtney	28	SYS-55	2:22.14	10 Lovett, Mandy	43 LASH-8	3:01.71	14 Mering, Kathleen	59 WMAC	3:18.92
3 Olson, Christine	27	TOC	2:25.25	11 Ufford, Kate	42 PBM	3:05.27	15 Lynott, Andrea	56 UC38	3:19.78
4 Arnold, Allison	25	TOC	2:27.00	12 King, Victoria	42 NCMS	3:06.78	16 Henley, Cynthia	59 SFTL	3:27.51
5 Hernandez, Abby	25	SLAM	2:28.55	13 Frech, Nancy	44 IM	3:08.00	17 Marshfield, Ann	59 O*H*-18	3:30.58
6 Sharpe, Anna	26	KM	2:30.34	14 Darling, Karen	42 IM	3:10.92	18 Marks, Karen	58 SFTL	3:36.48
7 Alef, Valerie	25	SLAM	2:31.13	15 Sturdy, Clisty	44 MICH	4:15.00	19 Jones, Diane	56 SLAM	3:47.21
8 Hall, Lindsay	28	BCTM	2:32.34	45-49			20 Amelon, Mitzi	55 MICH	4:19.03
9 Duraj, Michelle	25	ROSE	2:33.00	1 Dunn, Sara	45 NCMS	2:34.84	60-64		
10 Marks, Jamie	29	SFTL	2:34.33	2 Hayes, Lisa	46 WMAC	2:34.97	1 Mann, Melinda	61 WMAC	2:59.40
11 Courtney, Julia	27	DAS	2:40.11	3 Goodale, Rainy	48 NEM	2:37.21	2 Ryan, Wendy	60 BUMS	3:02.25
12 Tonelli, Marlena	29	SWED-21	2:42.73	4 Visser, Linda	48 COOG	2:37.41	3 Penney, Debra	60 UTAH	3:05.34
13 Regan, Margaret	26	IRM-16	2:43.45	5 Day, Nadine	47 INDY	2:47.20	4 Gettelfinger, Cheryl	60 INDY	3:08.97
14 Singleton, Amanda	28	SFTL	2:49.01	6 Rublein, Susanne	47 MAM	2:49.70	5 Alton, Dale	60 NCMS	3:10.00
15 Dundey, Caitlin	29	PBM	2:49.06	7 Peterson, Julie	45 ISWM	2:52.01	6 McTavish, Sandie	63 ARIZ	3:15.64
16 Marshall, Amanda	29	VALM	2:58.78	8 Sands, Liz	49 IM	2:56.14	7 Finch, Merry	63 KONA	3:17.21
17 Guerra, Mariela	28	SFTL	3:00.76	9 Haberstick, Carrie	46 IM	2:58.92	8 Dalton, Beth	62 HOPK	3:20.00
18 Bednarcik, Sarah	28	MICH	3:02.99	10 Postma, Terri	48 GERM	2:59.00	9 Krier, Anita	61 WMAC	3:25.14
30-34				11 Knight, Tracy	45 INDY	3:05.97	10 Moak, Mary	61 PBM	3:26.58
1 Houston, Katy	30	TOC	2:19.67	12 McClellan, Jennifer	48 MICH	3:09.23	11 Swedler, Susan	64 IM	3:34.84
2 O'Leary, Britta	33	AWJ	2:23.00	13 Hunt, Amanda	48 IM	4:30.00	12 Romberg, Valerie	62 INDY	3:37.28
3 Geskos, Evangeline	34	GMUP	2:30.59	50-54			13 Lampe, Betty	62 SVY	3:39.23
4 Capizzi, Stefanie	31	ROSE	2:37.41	1 Buck, Corrin	53 MICH	2:37.73	14 Kanner, Rebecca	60 MICH	3:59.00
5 Ferguson, Annie	32	PCY-17	2:40.01	2 Biegler-Ciacchio, Leslie	51 IM	2:42.88	15 Smath, Meg	61 SKY	4:05.15
6 Sciacca, Krysten	30	BCTM	2:40.74	3 Weiderman, Jennifer	51 CVMM	2:45.41	16 Fazzano, Catalina	64 SFTL	4:09.28
7 Blaseio, Poppy	31	NASH	2:50.00	4 Wilhelm, Annika	50 IM	2:45.64	65-69		
8 Twist, Christina	31	ENSW	2:53.37	5 Dixon, Lou Ann	50 MICH	2:45.85	1 Bierwert, Karen	65 NEM	3:03.56
9 O'Brien, Martha	33	WMAC	2:54.61	6 Hug, Laurie	53 1776	2:47.42	2 Craffey, Joan	65 PBM	3:15.00
10 Morris, Elizabeth	34	O*H*-18	2:56.20	7 Groves, Lisa	53 RMST	2:52.62	3 Seaton, Jessica	65 WH20	3:20.66
11 Van Cleave, Ellen	30	WMAC	2:56.42	8 Michel, Emmanuelle	51 MICH	2:54.89	4 Merena, Elizabeth	65 CHEL	3:30.33
12 Brown, Molly	31	BUMS	3:24.00	9 Ladd, Laura	50 ENSW	2:59.44	5 Smith, Melinda	65 O*H*-18	3:35.00
13 Schukraft, Anne	33	IM	3:31.53	10 Gregory, Ellen	54 INDY	3:00.00	6 Fitzpatrick, Maureen	66 PBM	3:35.99
35-39				11 McLaughlin, Lisa	54 MVN	3:01.00	7 Scherwat Ducourneau, W	67 GRA	3:39.10
1 Schneider, Lindsey	36	NAM	2:28.95	12 Zien, Livia	52 SPM	3:01.08	8 Kracen, Cindy	67 ELG	3:51.05
2 Mayer-Liotta, Ashley	38	PSCM	2:34.44	13 Phalen, Jennifer	53 DAM	3:03.27	9 Atkinson, Fiona	67 NEM	3:52.80
3 Melsen, Krisie	37	MINN	2:34.97	14 Rogers, Julie	50 MICH	3:04.56	10 Myer, Cynthia	65 O2	3:53.14
4 Snook, Meredith	36	TPIT	2:35.06	15 Leeds, Patricia	53 WMAC	3:05.40	11 Franas, Ann	66 MICH	3:58.00
5 Hollister, Mary	38	ENSW	2:39.14	16 Quillen, Diane	54 NCMS	3:05.64	12 Collins, Susan	68 WCM	3:59.10
6 Ritter, Jennifer	35	BBWM-14	2:46.80	17 Dodd, Dina	54 NSMS	3:06.21	13 Loehr, Molly	66 IM	4:42.55
7 Thomovsky, Stephanie	39	ISWM	2:49.21	18 Jones, Rebecca	50 NCMS	3:07.29	14 Cospier, Sue	69 INDY	5:28.74
8 Carlson, Jennifer	38	RMST	2:50.27	19 KielyKilpatrick, Carolyn	53 NEM	3:07.66	70-74		
9 Barbosa, Tatiana	38	SFTL	2:53.75	20 Stiberth, Amanda	53 ELG	3:10.16	1 Brown, Dana	70 PALM	3:22.44
10 Kays, Amelia	38	ALEX	2:54.23	21 Lau, Serena	50 RATS	3:11.72	2 Hayes, Christie	70 NEM	3:22.48
11 Rueda, Marcela	36	SRM	2:54.45	22 Burn, Lisa	52 SWIFT	3:20.23	3 Barnea, Daniela	74 STAN	3:30.30
12 Kintop, Kristy	36	WMAC	2:55.25	23 Linkletter, Chris	52 LAPS	3:30.00	4 Burns, Suzi	71 ETM-12	3:53.71
				24 Porter, Elizabeth	52 O*H*-18	3:45.40	5 Gillies, Judy	70 ARIZ	3:54.49

2018 Nationwide USMS Spring Nationals - 5/10/2018 to 5/13/2018**IU Natatorium, Indianapolis****Meet Program - Saturday, May 12, 2018****70-74...(#19 Women 200 Yard Breaststroke)**

6 Webb, Linda	72 SFTL	4:15.88
7 Cammann, Cassie	71 MICH	4:20.79
8 Camp, Robyne	71 PBM	5:10.00

75-79

1 Stretch, Nancy	78 TOC	4:20.00
2 Bruin, Peggy	77 MICH	4:36.96
3 Easton, Luise	79 O*H*-18	5:00.00
4 Cheng, Angela	76 MICH	5:24.77
5 Harris, Ursula	79 IM	5:42.52

80-84

1 Jaffe, Kristin	80 TAM	4:10.00
2 Reinke, Carol	81 WMAC	5:15.00
3 Berning, Henrietta	84 IM	6:27.23

#20 Men 200 Yard Breaststroke

Name	Age Team	Seed Time
------	----------	-----------

18-24

1 Dray, Jonathan	23 MESC	2:08.00
2 Pehrson, Josh	21 PSM	2:15.02
3 Kertesz, Kristof	24 SFTL	2:15.47
4 Rousseau, Jean-David	24 SFTL	2:15.77
5 Hora, Nicholas	24 WMAC	2:16.76
6 Melnick, Daniel	24 IM	2:21.44
7 Frederick, Aaron	24 ARMS	2:22.19
8 Garcia, Daniel	18 UC21	2:28.10
9 Guminski, Timothy	24 UC08	2:28.31
10 Alexiou, Athanasios	23 BCTM	2:28.84
11 Ghavami, Alex	21 WVM	2:30.00
12 Lum, Andrew	24 ROSE	2:30.54
13 Hsieh, Alan	24 NEM	2:38.29
14 Escareno, Jesus	24 BCTM	2:48.06

25-29

1 Leopold, Jonathan	28 TOC	1:58.34
2 Korman, Matt	25 TOC	2:00.00
3 Lawrence, Jesse	28 SLAM	2:03.10
4 Thomas, Chandler	28 NCMS	2:08.99
5 Mistry, Cy	29 WMAC	2:10.00
6 Pasquesi, Justin	25 CSPM	2:14.44
7 McCollister, Andrew	25 O*H*-18	2:18.53
8 Meck, Howard	26 SBRM-16	2:18.87
9 Davis, Joshua	27 IM	2:18.99
10 Ferrif, Nick	29 TOC	2:20.00
11 Feczko, Nick	27 IM	2:21.37
12 Daniels, James	27 MICH	2:23.34
13 Destree, Nathan	26 MICH	2:24.45
14 Gildea, Chris	26 IRM-16	2:25.00
15 Sites, Tyler	27 PALM	2:25.76
16 Magazine, Andrew	27 PBM	2:29.84
17 Benziger, Xander	27 XSWM-21	2:35.00

30-34

1 Gans, Egan	32 TOC	2:10.00
2 Peterson, David	33 MMA	2:12.56
3 Gensler, Benjamin	32 IM	2:14.28
4 Buhr, Anthony	30 STMA-30	2:18.13
5 Kauscher, Robert	34 NAM	2:19.78
6 Bower, Kenny	30 TOC	2:20.20
7 Lau, Jonathan	32 SLAM	2:22.46
8 Van Huis, Alex	30 IM	2:24.60
9 Prill, Derek	31 TOC	2:28.65
10 Rosier, Nicholas	34 NAST	2:30.00

11 Taylor, Tim	31 ALEX	2:32.50
12 Ganiyev, Doston	30 USF	2:37.00
13 Thaler, Daniel	30 PALM	2:39.31
14 Law, David	32 MAM	2:40.29

35-39

1 Wells, Geoff	35 BUMS	2:06.51
2 Jiracek, Jakub	38 AKMS	2:08.00
3 Trinidad, Reuben	38 CMS	2:08.83
4 Carlson, Timothy	38 IM	2:09.47
5 Sur, Thomas	35 ELG	2:13.26
6 Filion, Guillaume	38 NN	2:15.10
7 Teske, Brian	35 NAST	2:16.00
8 Sabala, Michael	37 CHEL	2:18.42
9 Durieux, Chad	38 ROSE	2:18.76
10 Hunte, Rod	36 NAM	2:20.35
11 Bermudez, Oscar	39 COOG	2:20.89
12 Magarity, Tyler	39 SFTL	2:22.00
13 Cedanio, Noel	38 SFTL	2:22.56
14 Malik, Michael	36 PALM	2:22.69
15 Werner, David	39 BUMS	2:25.85
16 Silver, Isaac	39 ENSW	2:27.11
17 Zhai, Eric	37 BCTM	2:28.50
18 Murray, Todd	38 WMAC	2:30.92
19 Brown, Adam	37 ELG	2:35.00
20 Durieux, Kyle	39 ROSE	2:36.54
21 Billingsley, Patrick	37 PBM	2:40.00
22 Berwald, Joshua	38 PBM	2:40.11
23 Bergford, Brian	36 CMS	2:47.00
24 Charmes, Roman	39 WH20	2:50.09

40-44

1 Holden, Blake	41 NAM	2:07.63
2 Powers, Brian	43 INDY	2:11.00
3 Doherty, Kevin	44 CMS	2:14.99
4 Klepchick, Paul	43 SHAM-11	2:15.14
5 Schmidt, Matthew	40 WH20	2:16.79
6 Stich, Darryl	42 WMAC	2:20.82
7 Baldwin, Craig	44 RMST	2:21.24
8 Williams, Rich	42 1693	2:23.41
9 Hill, Keith	43 NAM	2:24.81
10 Warren, Robert	43 IM	2:28.15
11 Quane, Eric	42 CSLA	2:30.80
12 Dale, Michael	41 MICH	2:32.17
13 Shavrov, Alexander	42 NASH	2:32.60
14 Tetzlaff, Maurice	41 IM	2:36.25
15 Sanchez, Greg	41 DAS	2:38.00
16 Wu, Bobby	44 WMAC	2:38.00
17 Nakahodo, Sidney	42 BCTM	2:40.83
18 Forst, Jeremy	40 INDY	2:42.68
19 Cox, Raymond	43 SFTL	2:45.53
20 Stolle, Matt	44 FSAM-16	2:50.00
21 Shank, Jason	41 SBRM-16	2:50.00
22 Ayshford, Mark	43 ZAM-16	3:07.16
23 Geiss, Anthony	44 UC16	3:15.00
24 Vogel, Michel	42 SFTL	3:15.17

45-49

1 West, Steve	46 NOVA-33	2:01.67
2 Solano, Abraham	48 SKY	2:12.00
3 Goodison, Michael	46 UMAM	2:16.93
4 Doherty, Todd	47 PSM	2:17.36
5 Andersen, Morten	47 NCMS	2:17.89

6 Grotke, Kevin	45 IM	2:20.00
7 Espino, Rudy	49 IM	2:21.53
8 Carmosino, Vince	48 PSM	2:22.17
9 Hamilton, Nathan	49 SNM	2:23.34
10 Tessin, Chris	47 PBM	2:24.20
11 Hanssen, Erik	46 PBM	2:29.85
12 Stephens, Ryan	46 INDY	2:30.00
13 Ellis, Andrew	49 UMAM	2:30.00
14 Petrilla, Eric	48 SNM	2:30.43
15 Rushman, C.J.	46 SKY	2:30.65
16 Roberts, David	46 CRUZ	2:30.90
17 McCoy, Peter	48 MATT	2:34.32
18 Wollenhaupt, Eric	47 NAST	2:35.00
19 Mc Bride, Patrick	48 USF	2:35.69
20 Kinder, John	45 OREG	2:36.40
21 Slad, Thomas	46 LYON-21	2:36.79
22 Sturdy, Patrick	48 MICH	2:45.00
23 Ronau, Matt	46 SKY	2:51.53
24 De Lone, Daniel	49 WMAC	3:07.35
25 Schall, J-d	46 SKY	3:20.00
26 Winslow, Scott	46 GRA	3:42.91

50-54

1 Tuchler, Jim	53 IM	2:17.30
2 Jimenez, Ignacio	52 CMS	2:19.31
3 Williams, Neill	50 DCAC	2:19.88
4 Kays, David	50 PSM	2:22.06
5 Bennett, Dennis	52 IAMA	2:22.57
6 Harris, Gregory	54 VMST	2:23.17
7 Ewing, Michael	51 MINN	2:30.99
8 Brandt, Mark	52 IM	2:33.66
9 VanderMey, Mark	52 MICH	2:34.82
10 Sinitz, John	51 WMAC	2:37.00
11 Thompson, Anthony	54 MOVY	2:37.48
12 Shope, Jon	52 INDY	2:40.00
13 Costello, John	51 LYON-21	2:41.15
14 Endres, Paul	54 WCM	2:41.25
15 Murphy, Michael	50 IM	2:43.00
16 Grady, Seth	53 NEM	2:52.50
17 Flynn, John	50 MICH	3:19.83

55-59

1 Guthrie, David	57 RICE	2:11.95
2 Travaini, Carlo	55 MVN	2:19.00
3 Phillips, Daniel	55 PSM	2:21.01
4 Dyer, Andy	59 AWJ	2:21.59
5 McAdam, Robert	55 GS	2:23.54
6 Holland, David	59 WMAC	2:25.00
7 Naylor, Jeff	59 NEM	2:25.49
8 Aubrey, Michael	57 HAFL	2:25.87
9 Moreno, Al	59 PBM	2:32.70
10 Ritchie, Andy	59 TRAY	2:35.00
11 Morales, Tito	59 UCLA	2:35.50
12 Allen, Peter	59 WMAC	2:37.62
13 Holmberg, Tom	59 IM	2:37.74
14 Foltz, Carl	56 MICH	2:41.35
15 Kelley, Kevin	56 O*H*-18	2:42.37
16 Marks, Ronald	59 SFTL	2:44.85
17 Hood, Daniel	57 MICH	2:48.16
18 Bychowski, James	57 IM	2:55.00
19 Weiss, John	56 INDY	3:03.32
20 Conner, Christopher	57 WCM	3:11.04

2018 Nationwide USMS Spring Nationals - 5/10/2018 to 5/13/2018

IU Natatorium, Indianapolis

Meet Program - Saturday, May 12, 2018

55-59...(#20 Men 200 Yard Breaststroke)

21 Woerner, Bruce 55 ELG 3:20.22

60-64

1 Parker, Randy 63 MICH 2:32.00
 2 Hamm, Michael 60 KM 2:33.00
 3 Davis, Kern 63 SPM 2:33.30
 4 Rae-Grant, Alex 60 SHSH 2:34.00
 5 Slowey, Michael 60 PALM 2:34.15
 6 Von Hoffmann, Gerard 62 SDSM 2:35.00
 7 Halley, Franklin 60 DAS 2:35.23
 8 Neville, Richard 61 FAST 2:36.46
 9 Keyser, Brian 61 1776 2:36.77
 10 Magiera, Joseph 61 UC21 2:40.10
 11 Wasserman, Neil 63 PCY-17 2:41.83
 12 Haberek, Cork 61 SKY 2:42.24
 13 Swenor, Gary 63 DAM 2:43.38
 14 Wall, Dan 62 ADMS 2:43.56
 15 WuShanley, Ying 60 UC08 2:43.62
 16 Knowles, Andy 63 SWIFT 2:45.02
 17 Seybold, Harvey 63 IM 2:48.00
 18 Lamontagne, Robert 60 CONN 2:50.92
 19 Vehovec, Henry 60 SFTL 2:50.99
 20 Aumiller, Joe 60 MICH 2:52.54
 21 Hektner, Eric 60 TVM 2:53.54
 22 Phillips, Mike 61 MICH 2:53.60
 23 Clark, David 60 WMAC 2:54.00
 24 Hoganson, Robert 60 WMAC 2:54.00
 25 Van De Laarschot, Keith 60 WMAC 2:56.00
 26 Sprawls, David 63 SKY 2:58.11
 27 Krismanits, Gene 63 IM 3:04.98
 28 Sokolow, Steven 62 AGUA 3:09.00
 29 Stevens, Rhoads 64 OCMT 3:34.57

65-69

1 Dahlberg, Peder 68 IM 2:43.92
 2 Kerns, Hubie 68 VCM 2:46.09
 3 Clemmons, Jim 68 SAWS 2:49.50
 4 Douglass, Nick 68 O*H*-18 2:53.13
 5 Hawks, Dean 65 INDY 2:55.90
 6 Millholland, Carl 65 WMAC 3:00.00
 7 Cochrane, Scott 65 HOLY 3:02.91
 8 Wisland, Dave 67 SLAM 3:05.00
 9 Kennedy, James 66 CMAM 3:06.87
 10 Beardmore, Roger 66 PALM 3:12.52
 11 Bly, Phillip 65 INDY 3:16.30
 12 Fuerman, Ross 65 NEM 3:18.81
 13 Schroeder, Bruce 66 SUSA 3:20.65
 14 McCord, John 69 TNAQ 3:25.23
 15 Newport, Roderick 67 ARIZ 3:25.60

70-74

1 Wendt, George 70 IM 2:50.00
 2 Carney, Kent 70 CMS 2:55.62
 3 LeMaster, Stan 70 IAMA 2:58.53
 4 Mahler, Jay 71 MICH 3:00.00
 5 Olzmann, Kurt 73 MICH 3:01.00
 6 Myers, Richard 70 NEM 3:04.00
 7 Corris, Robert 73 WMAC 3:13.13
 8 Parsons, Roger 71 PBM 3:17.08
 9 Hunt, Larry 70 SKY 3:21.45
 10 Fuenmayor, Jose 74 NASH 3:24.52
 11 Mueller, Lawrence 73 WMAC 3:25.70
 12 Riker, Tony 73 GOLD 3:42.00

13 Pohlmann, John 74 SLAM 3:43.81

14 Walker, Thomas 71 PSM 5:15.00

75-79

1 Freshley, Mike 77 SDSM 2:45.33
 2 Burgess, Thom 75 CMS 3:45.00
 3 Colyer, Bob 79 LOCO 3:45.71
 4 Stover, John 76 MICH 4:15.00
 5 Eisenklam, Peter 75 ARIZ 4:16.56
 6 Grant, Will 76 VMST 5:00.00

80-84

1 Costill, David 82 INDY 3:20.50
 2 Lau, Wang 81 YCHA-15 3:33.00
 3 May, George 80 WMAC 3:50.00
 4 Johnston, Bob 81 PBM 4:15.52

85-89

1 Mitchell, Tom 85 SDSM 4:21.72
 2 Knowles, Percy 87 SWIFT 5:01.17

#21 Women 100 Yard Freestyle

Sponsor: Rachel Stutsman -

Thanks for the inspiration

Mel & Dean!

Lane	Name	Age	Team	Seed Time
Heat 1 of 48 Finals				
3	Neill, Michele	60	SFY	2:00.00
4	Schick, Mary	85	IM	2:11.55
5	Gelman, Rita	85	MICH	2:50.02
Heat 2 of 48 Finals				
1	Butler, Pat	80	MICH	2:22.94
2	Griffin, Joan	80	PBM	1:55.00
3	Berning, Henrietta	84	IM	2:10.84
4	Weaver, Kathleen	71	MICH	1:54.57
5	Wright, Sara	71	INDY	2:18.38
6	Anttonen, Judy	77	MAMA-8	1:49.89
7	Wall, Harriet	75	MICH	2:04.39
Heat 3 of 48 Finals				
1	Manheim, Lucy	75	RMST	1:37.88
2	Wise, Louise	75	CMS	1:40.00
3	Case, Mary Ann	78	ARIZ	1:28.71
4	Ridout, Nancy	76	TAM	1:22.50
5	Schreiner, Beth	77	VMST	1:22.65
6	Westergaard, Leslie	75	DAM	1:38.90
7	Shockro, Ellen	75	ROSE	1:40.02
8	Ricketts, Mary Pat	75	NAM	1:47.34
Heat 4 of 48 Finals				
1	Payne, Brenda	70	UC15	1:27.92
2	Mitchell, Jeannie	71	PBM	1:25.63
3	Shoenberger, Linda	70	TAM	1:20.14
4	McDaniel, Georgia	71	IM	1:16.80
5	Ventura, Rosa	70	SFTL	1:17.00
6	Hill, Marcia	73	WCM	1:25.15
7	Smith, Diane	73	CVMM	1:27.00
8	Cammann, Cassie	71	MICH	1:30.92

Heat 5 of 48 Finals

1 Cooper, Carolyn 68 SFY 2:23.03
 2 Bixler, Jan 69 NAM 1:25.45
 3 Atkinson, Fiona 67 NEM 1:20.05
 4 Brown, Carol 65 IM 1:20.00
 5 Flinn, Emma 68 MESC 1:21.16
 6 Levy, Anne 65 INDY 1:50.00
 7 Penn, Jodi 64 KM 1:27.16
 8 Brown, Colleen 60 BUMS 1:57.54

Heat 6 of 48 Finals

1 Zirger, Brigitte 65 MICH 1:19.53
 2 Bisogno, Laurie 65 MOVY 1:16.00
 3 Hasbrook, Sally 69 INDY 1:14.00
 4 Robinson, Lauren 65 ARIZ 1:13.00
 5 Jones, Cynthia 68 IM 1:13.55
 6 Johnston, Bonnie 66 PBM 1:15.77
 7 Reid, Colleen 68 HIMA 1:17.08
 8 McDowell, Teresa 67 SLAM 1:19.91

Heat 7 of 48 Finals

1 Remak-Ziff, Heidi 66 GSM 1:12.49
 2 Miller, Celeste 68 SNM 1:11.00
 3 Spence, Diane 65 O*H*-18 1:06.73
 4 Val, Laura 66 TAM 1:02.00
 5 Hare, Fran 67 PBM 1:06.28
 6 Francis, Susan 65 PALM 1:08.12
 7 Guthrie, Sally 68 SMST 1:12.00
 8 Merena, Elizabeth 65 CHEL 1:12.96

Heat 8 of 48 Finals

1 Schmitz, Susanne 60 IM 1:26.00
 2 Friedman, Jill 61 AGUA 1:20.00
 3 Conley, Nancy 60 IM 1:18.00
 4 Moak, Mary 61 PBM 1:13.76
 5 Soucie, Helen 62 PBM 1:17.76
 6 Kramer, Charlotte 63 BUMS 1:18.53
 7 Alt, Susan 63 MICH 1:25.00
 8 Bonis, Susan 64 WMAC 1:26.12

Heat 9 of 48 Finals

1 Stager, Nan 63 DOC 1:11.31
 2 Hypnar, Lisa 64 MICH 1:10.00
 3 Garton, Barbara 60 DAMM 1:09.30
 4 Dolan LaMar, Diana 60 LVM 1:09.00
 5 Branch, Katherine 60 NEM 1:09.00
 6 Barnes, Pat 60 INDY 1:09.31
 7 Glassman, Debbie 64 PSM 1:11.30
 8 Del Greco, Jane 61 IM 1:12.77

Heat 10 of 48 Finals

1 Widland, Kathleen 62 ZAM-16 1:08.59
 2 Ryan, Wendy 60 BUMS 1:04.25
 3 Granger, Traci 60 LAPS 1:01.00
 4 Noyes, Penny 63 SKY 59.84
 5 Andrus-Hughes, Karen 60 OREG 59.95
 6 Early, Marilyn 60 MICH 1:03.02
 7 Klatzkin, Amy 62 USF 1:08.09
 8 Kimball, Patricia 62 KONA 1:08.70

2018 Nationwide USMS Spring Nationals - 5/10/2018 to 5/13/2018

IU Natatorium, Indianapolis

Meet Program - Saturday, May 12, 2018

Heat 11 (#21 Women 100 Yard Freestyle)

2	Driscoll, Mary Jo	51 WMAC	1:50.00
3	Fricaud, Christine	54 GRA	1:37.69
4	Bergeon-Capps, Nora	53 WMAC	1:30.00
5	Richards, Ann	54 WMAC	1:35.35
6	Garcia, Christi	51 INDY	1:45.00
7	Jacques McCullough, Dia	55 MICH	2:00.00

Heat 12 of 48 Finals

1	Scruggs, Dana	59 INDY	1:30.00
2	Schaenen, Inda	57 CSPM	1:15.00
3	Bossert-Hartman, Carol	57 IM	1:12.14
4	Book, Kari	57 UC17	1:09.84
5	Hanas, Loree	55 DLMA	1:10.05
6	Wyncott, April	59 MICH	1:14.00
7	Sedivy, Angela	55 NAM	1:17.50
8	Lakatos Fojtik, Madelein	57 UC16	1:40.00

Heat 13 of 48 Finals

1	Szymczak, Wendy	59 MICH	1:09.36
2	Villarreal, Allison	55 MATT	1:08.60
3	Powers, Dianne	56 INDY	1:07.65
4	Ward, Mimi	59 SKY	1:06.20
5	Goodridge, Janet	55 LYON-21	1:06.86
6	Clary, Barbara	56 O*H*-18	1:07.70
7	Mering, Kathleen	59 WMAC	1:09.35
8	Attin Neville, Debra	58 SFTL	1:09.45

Heat 14 of 48 Finals

1	Maleike, Corinna	58 CMS	1:05.58
2	Petersen, Stephanie	56 SLAM	1:05.00
3	Zedonis, Lisa	56 INDY	1:04.92
4	Woehler, Mary	59 SLAM	1:03.25
5	Kellinger, Jenny	55 VMST	1:03.74
6	Redig, Patty	58 IM	1:04.98
7	McNamara, Kathleen	58 USF	1:05.08
8	Stokes, Karin	57 NEM	1:06.10

Heat 15 of 48 Finals

1	Faurot, Michelle	57 SNM	1:01.16
2	Wenzel, Chris	58 PBM	59.99
3	Treible Slaton, Kathy	56 PBM	58.90
4	Pipes, Karlyn	56 PBM	55.49
5	Jones, Eney	57 PBM	58.22
6	Kafka, Heidi	55 IM	58.99
7	Joyce, Martha	58 TAM	1:01.06
8	Finley, Ann	55 LAPS	1:03.00

Heat 16 of 48 Finals

1	Koenig, Karen	52 NAM	1:20.00
2	Juson, Justine	50 USF	1:17.58
3	Dowling, Pamela	53 WMAC	1:15.27
4	Shamrock, Lisa	50 IM	1:10.00
5	Sosa, Valentina	50 SFTL	1:14.00
6	LeBourgeois, Louise	54 IM	1:17.20
7	Mehringer, Cheryl	50 INDY	1:19.76
8	Julian, Katharine	50 MICH	1:22.56

Heat 17 of 48 Finals

1	McNamara, Beth	52 RMST	1:08.24
2	Pawluk, Roxie	52 IM	1:06.79
3	Kirk, Carrie	50 INDY	1:06.00
4	Johnson, Mindy	54 RMST	1:05.30
5	Baley, Rebecca	51 PAWW-21	1:05.66
6	Zderko, Carolyn	51 GRA	1:06.62
7	KielyKilpatrick, Carolyn	53 NEM	1:07.55
8	Finney, Cynthia	50 IM	1:09.50

Heat 18 of 48 Finals

1	Bartkowiak, Sallie	52 MICH	1:04.67
2	Ladd, Laura	50 ENSW	1:04.22
3	Dodd, Dina	54 NSMS	1:03.88
4	Dietrich, Karen	53 PBM	1:03.38
5	Finke, Janeen	53 WMAC	1:03.71
6	Dixon, Lou Ann	50 MICH	1:03.95
7	Smith, Liesl	53 IM	1:04.29
8	Mueting, Mary	53 MICH	1:04.90

Heat 19 of 48 Finals

1	Scapini, Karen	51 MICH	1:03.20
2	Stutsman, Rachel	51 INDY	1:00.68
3	Welting, Laureen	52 TOC	1:00.00
4	Rietz, Heather	50 ENSW	59.50
5	Harris, Susan	52 MICH	59.99
6	Dore, Mary	54 NCMS	1:00.34
7	Meinholz, Amy	52 WMAC	1:01.50
8	Rian, Victoria	51 NAST	1:03.21

Heat 20 of 48 Finals

1	Wilson, Jamie	51 PALM	58.50
2	Buck, Corrin	53 MICH	57.67
3	Dillmann, Liz	53 IM	55.51
4	Willeboordse, Fall	52 BCTM	55.29
5	Gary, Kristin	50 NYAC	55.49
6	McIntyre, Shannon	53 PSM	56.80
7	Cleavenger, Becky	54 CVMM	58.33
8	Karas-Foltz, Bonnie	53 MICH	58.82

Heat 21 of 48 Finals

2	Nelson, Tanja	48 RMST	1:35.59
3	Montgomery, JoLynn	46 MICH	1:25.00
4	Hansen, Angela	47 WMAC	1:19.16
5	Burstall, Danielle	48 MICH	1:20.00
6	Maunu, April	45 MICH	1:32.13

Heat 22 of 48 Finals

1	Beers, Kim	49 UC38	1:15.04
2	Lucas-Taylor, Janet	48 WMAC	1:14.20
3	Foree, Sophia	49 SKY	1:10.94
4	Bergmann, Kristen	45 O*H*-18	1:09.39
5	Riley, Kim	46 MICH	1:09.80
6	Mock, Jessie	49 INDY	1:11.00
7	Landers, Susan	49 IM	1:15.00
8	Whitney, Julie	48 MMA	1:16.33

Heat 23 of 48 Finals

1	Hammerton, Alison	47 PAWW-21	1:06.57
2	Veen, Maria	47 MICH	1:06.29
3	Pelletier, Kathy	47 INDY	1:06.12
4	Lemen, Sarah	48 NAM	1:06.00
5	Reidenga, Lisa	46 IM	1:06.02
6	Meyer, Nicole	45 WMAC	1:06.20
7	Jackson, Nicole	49 WMAC	1:06.47
8	Goodrich, Kris	46 MICH	1:06.71

Heat 24 of 48 Finals

1	Pelham, Kathy	45 PSM	1:04.55
2	Bishop, Laura	45 BUMS	1:03.81
3	Wegner, Karin	45 LVM	1:02.01
4	Cham, Candace	45 IM	1:01.05
5	Dunn, Sara	45 NCMS	1:01.43
6	Nagel, Lynne	46 IM	1:02.02
7	Cantrell, Connie	47 MICH	1:03.85
8	Hodgekins, Amy	47 O*H*-18	1:05.60

Heat 25 of 48 Finals

1	Meilner, Adina	46 TULS	1:00.35
2	Gianniny, Dana	48 ROCH	1:00.00
3	LeClair, Dale	48 HAFL	59.52
4	Buckley, Jennifer	46 NCMS	59.09
5	Petyk, Jennifer	46 SHAM-11	59.24
6	Rogan, Pam	49 GAJA	59.66
7	Maynard, Lisa	48 ARIZ	1:00.22
8	Hall, Julie	49 WMAC	1:01.00

Heat 26 of 48 Finals

1	Harter, Michelle	48 INDY	58.41
2	Condor-Fisher, Sarah	46 MACS	57.70
3	Blackburn, Lisa	46 PBM	57.58
4	Schaetz, Trina	45 WMAC	54.70
5	Holland, Amy	46 NCMS	56.06
6	Ridge, Jennifer	49 MINN	57.69
7	Goodman, Theresa	45 SKY	57.89
8	Havice, Natalie	45 NAST	59.02

Heat 27 of 48 Finals

1	Skinner, Jamie	35 MMA	3:30.00
2	Andara, Melanie	36 PBM	1:15.30
3	Cammarata, Martha	36 IM	1:15.00
4	Holcomb, Sarah	39 KENM	1:30.00
5	McCarty, Kara	43 WMAC	1:22.59
6	Brown, Leslie	44 SKY	1:20.00
7	Bowser, Lori	40 INDY	1:20.35
8	Myers, Margaret	41 THT-16	3:00.00

Heat 28 of 48 Finals

1	Nielson, Kelli	43 ZAM-16	1:10.00
2	Tuttle-Best, Ann	43 DASC	1:07.23
3	Hankins, Malena	44 AWJ	1:05.59
4	Kopp, Melanie	42 NAM	1:05.00
5	Palmer, Rebekka	44 CPCT-5	1:05.30
6	Algera, Bonnie	41 FAC	1:06.51
7	Morris, Hillary	42 PBM	1:08.50
8	De Boer, Karen	42 MMA	1:19.29

2018 Nationwide USMS Spring Nationals - 5/10/2018 to 5/13/2018

IU Natatorium, Indianapolis

Meet Program - Saturday, May 12, 2018

Heat 29 (#21 Women 100 Yard Freestyle)

1	Jean, Brandy	43 RIO	1:03.97
2	Scholz, Amanda	42 SYS-55	1:03.50
3	Smolinski, Carrie	43 IM	1:03.29
4	Tietjens, Kiiri	41 IM	1:02.60
5	Shuster, Megan	41 IM	1:03.00
6	Evans, Genevieve	44 SNM	1:03.44
7	Deaton, Rebecca	42 ETM-12	1:03.91
8	O'Connell, Fontaine	43 CMS	1:04.81

Heat 30 of 48 Finals

1	Klotz, Francine	41 LIB	1:01.72
2	Maidenberg, Eve	41 MAM	1:00.10
3	Ella, Ellen	40 PSM	58.98
4	Crusco, Kysa	42 NEM	58.40
5	Kemper, Charnele	43 CGAC-16	58.49
6	Milliken, Kathleen	40 MICH	1:00.00
7	Lingner, Heather	42 IM	1:00.96
8	Lawrie, Dawn	42 SNM	1:01.83

Heat 31 of 48 Finals

1	Smith, Rebecca	41 PBM	56.78
2	Kelsey, Jane	42 NYAC	55.20
3	Schwab, Katherine	41 KENM	54.23
4	Lindauer, Kerry	43 NCMS	53.05
5	Glenn, Katie	41 OPA-32	53.30
6	Butler, Sarah	40 PAWW-21	54.95
7	Trager Bohley, Kimberly	44 INDY	55.86
8	Thomas, Erin	44 MMAC-48	58.16

Heat 32 of 48 Finals

1	Kendall, Neala	39 KENM	1:15.00
2	Yanaga, Stephanie	35 IM	1:07.38
3	Conway, Kieara	39 AKMS	1:06.68
4	Szafanski, Lisa	37 MMA	1:04.27
5	Webb, Chrissy	37 NAM	1:05.00
6	Graetz, Jill	39 MICH	1:07.05
7	Johnson, Sarah	39 KENM	1:10.00
8	Ritter, Laura	36 SDS	1:15.00

Heat 33 of 48 Finals

1	Witt, Abby	35 FSAM-16	1:03.82
2	Quattropiani, LeeAnne	39 NCMS	1:03.09
3	Butler, Agnese	38 KENM	1:03.00
4	Blair, Katie	39 UC16	1:02.00
5	Womble, Jennifer	39 NCMS	1:02.19
6	Flesner, Brooke	38 NAM	1:03.00
7	Nathan, Anna	37 MICH	1:03.73
8	Byers, Jelena	35 MMA	1:04.14

Heat 34 of 48 Finals

1	Johnson, Dianne	39 MICH	1:01.55
2	Gass, Krista	39 1693	1:00.23
3	Shipp, Rachel	35 TOC	59.01
4	Connolly, Molly	35 OMAH	58.89
5	Gold, Anne	39 WLAC	59.00
6	Szekeress, Naomi	39 SFTL	1:00.00
7	Weaver, Jenny	37 INDY	1:00.50
8	Thomovsky, Stephanie	39 ISWM	1:01.77

Heat 35 of 48 Finals

1	Nolden, Shelley	38 WMAC	58.09
2	Singleton, Natasha	38 SKY	57.11
3	Shepherd, Sara	35 OREG	56.50
4	Grier, Katie	39 1693	52.15
5	Linke, Lyndsey	38 CMS	54.66
6	Snook, Meredith	36 TPIT	56.75
7	Schneider, Lindsey	36 NAM	58.00
8	Lawrence, Laura	38 WCM	58.46

Heat 36 of 48 Finals

1	Shopp, Haley	25 WLAC	1:14.43
2	White, Kristin	27 NCMS	1:09.16
3	Nelson, Laura	27 IM	1:07.84
4	Walters, Paige	26 MICH	1:10.12
5	Bonfitto, Jordan	31 ISWM	1:11.33
6	Stranzl, Colleen	31 LAS	1:09.58
7	Luptak, Alexandra	32 MMA	1:09.78

Heat 37 of 48 Finals

1	Jeske, Ingrid	34 MINN	1:08.20
2	Colella, Mariel	32 PSM	1:03.03
3	Harriman, Sarah	34 PALM	1:03.00
4	Way, Amy	32 MICH	1:02.61
5	Morris, Elizabeth	34 O*H*-18	1:02.66
6	Wortman, Jennifer	34 MICH	1:03.00
7	Gasparovic, Kimberly	30 PALM	1:06.98
8	Nelson, Hanna	30 UC32	1:08.88

Heat 38 of 48 Finals

1	Wang, Stephanie	30 NAST	1:02.02
2	Ellison, Kristen	32 IM	1:00.50
3	Betenbaugh, Adrienne	32 PALM	1:00.00
4	Blondell, Alicia	31 MICH	58.50
5	Hibbard, Kate	33 GRA	59.29
6	Cush, Rachel	33 MICH	1:00.50
7	Weiss, Chelsey	31 WMAC	1:00.52
8	Pelaez, Cristina	30 IM	1:02.12

Heat 39 of 48 Finals

1	Lapinskas, Christina	32 ISWM	56.23
2	Madgiak, Jen	32 MMA	55.23
3	Miller, Britta	34 INDY	55.00
4	O'Donnell McCarthy, Fior	31 TOC	51.75
5	O'Leary, Britta	33 AWJ	53.00
6	Erickson, Lauren	33 NASH	55.07
7	Mason, Jes	32 NTXL	55.91
8	Schneider, Leah	33 WMAC	57.22

Heat 40 of 48 Finals

1	Marshall, Amanda	29 VALM	1:06.00
2	Wilson, April	26 IM	1:03.52
3	Charpentier, Caroline	29 ROSE	1:03.12
4	Mynatt, Kay	28 INDY	1:01.80
5	Hutton, Taylor	25 UC21	1:02.00
6	Bednarcik, Sarah	28 MICH	1:03.33
7	Kryger, Ashley	27 IM	1:03.53
8	Schoville, Caitlin	28 IAMA	1:06.83

Heat 41 of 48 Finals

1	Watts, Kristyn	28 INDY	1:01.59
2	Carey, Melissa	26 AGUA	1:01.50
3	Balz, Marielle	26 AGUA	1:00.50
4	Long, Stephanie	28 INDY	59.56
5	Gabriel, Hannah	26 MICH	59.76
6	Brown, Catherine	25 INDY	1:01.40
7	Gableman, Andrea	26 WMAC	1:01.59
8	Oesterling, Jennifer	25 UC21	1:01.79

Heat 42 of 48 Finals

1	Heathcott, Maria	29 SWIN-16	58.62
2	Karszes, Courtney	27 BUMS	58.50
3	Donahue, Meghan	28 SYS-55	58.23
4	Marrinucci, Jena	28 ROSE	57.90
5	Adamy, Amy	27 MICH	57.98
6	Langford, Lauren	29 AKMS	58.27
7	Chang, Grace	27 BCTM	58.54
8	Mahaney, Melanie	27 SVY	59.00

Heat 43 of 48 Finals

1	Hall, Lindsay	28 BCTM	57.80
2	Fish, Abigail	28 ENSW	57.00
3	Wilde, Courtney	25 TOC	56.50
4	Colker-Eybel, Cara	26 O*H*-18	56.30
5	Caldwell, Kellyn	28 KENM	56.47
6	Golembski, Keri	25 WLAC	56.62
7	Fieni, Sadie	28 PALM	57.49
8	Holmes, Leigh	25 IM	57.88

Heat 44 of 48 Finals

1	Borja, Elise	26 WMAC	55.18
2	Collyer, Courtney	27 NYAC	55.00
3	Frendreis, Lauren	29 ROSE	53.82
4	Wilk, Katarzyna	26 LVM	49.90
5	Lee, Felicia	25 TOC	52.00
6	Parsons, Kristina	27 NYAC	54.45
7	Bischoff, Jillian	26 FSAM-16	55.05
8	Maggard, Colleen	27 SKY	55.49

Heat 45 of 48 Finals

1	Alsmeyer, Sasha	24 IM	1:06.00
2	MacDonald, Emilie	18 ETM-12	1:04.00
3	Schmidt, Rachel	24 ROCH	1:02.08
4	Peterson, Morgan	24 UC17	1:01.55
5	Estes, Hannah	24 IRM-16	1:01.62
6	Mastrandrea, Sarah	24 MICH	1:04.00
7	Caulfield, Miranda	21 PSM	1:05.80
8	Gates, Jordyn	19 PSM	1:06.28

Heat 46 of 48 Finals

1	Ashwell, Kendra	24 AKMS	1:01.38
2	Viersen, Campbell	21 NAM	1:00.97
3	Perez, Esmeralda	23 WMAC	1:00.65
4	Rowland, Emily	24 WLAC	1:00.00
5	Kappeler, Rachel	21 INDY	1:00.10
6	Morgan, Samantha	21 PBM	1:00.73
7	Sibilia, Maddie	21 GAJA	1:01.22
8	Henry, Hanna	23 WMAC	1:01.50

2018 Nationwide USMS Spring Nationals - 5/10/2018 to 5/13/2018

IU Natatorium, Indianapolis

Meet Program - Saturday, May 12, 2018

Heat 47 (#21 Women 100 Yard Freestyle)

1	Eklund, Nicole	24 IM	59.75
2	Lyons, Danielle	24 UC-56	59.54
3	Jones, Amanda	18 NCMS	58.57
4	Westcott, Jessica	20 WMAC	58.46
5	Sheafor, Haley	23 SCHS-55	58.52
6	Dehnke, Annaleise	24 INDY	59.00
7	Cavender, Erin	23 OREG	59.68
8	Bechtel, Christina	24 TOC	1:00.00

Heat 48 of 48 Finals

1	Hoffman, Shekinah	24 LVM	56.90
2	Hacobian, Anais	21 ROSE	55.22
3	Siels, Amanda	22 WMAC	53.99
4	Mikota, Julia	23 WMAC	49.91
5	Schaetz, Emma	18 WMAC	52.81
6	Fischer, Morgan	20 WMAC	55.00
7	Sudarma, Tiffany	23 TOC	55.43
8	Mastrandrea, Therese	22 WMAC	58.20

#22 Men 100 Yard Freestyle

Lane	Name	Age	Team	Seed Time
Heat 1 of 79 Finals				
2	Daily, John	90 O*H*-18		2:15.00
3	Hubbard, Donald	90 SDSM		1:51.00
4	Lamb, Willard	95 OREG		1:38.36
5	Doud, Robert	95 MICH		2:28.09
Heat 2 of 79 Finals				
1	Meck, Jim	86 UC16		2:30.00
2	Reiman, Timothy	85 INDY		1:47.48
3	Mullins, Stephen	85 IM		1:40.00
4	McClow, Richard	87 IM		1:37.00
5	Butler, Walter	86 LVM		1:45.31
6	Knowles, Percy	87 SWIFT		2:05.52
Heat 3 of 79 Finals				
2	Drobner, Sherwin	84 SFTL		1:29.13
3	Hall, Sid	82 O*H*-18		1:26.00
4	Martin, Ray	80 MICH		1:13.93
5	Charlton, Allan	81 MICH		1:22.00
6	Myers, Jerry	80 INDY		1:27.10
7	Lenard, Walt	81 ENSW		1:45.21
Heat 4 of 79 Finals				
1	Frappier, Gilles	75 SFTL		1:45.22
2	Cannan, Patrick	77 PBM		1:31.89
3	Hall, Floyd	76 MOVY		1:25.70
4	Burgess, Thom	75 CMS		1:18.00
5	Fisher, Alex	78 PBM		1:23.00
6	Pilette, Sterling	76 RMST		1:26.00
7	Nobbe, Nick	79 RMST		1:37.79
8	Lyon, Bruce	79 PBM		2:15.00
Heat 5 of 79 Finals				
1	Goldbas, Mervyn	75 SFTL		1:13.46
2	Bell, John	75 ROSE		1:10.05
3	Novell, Ken	75 VMST		1:05.32
4	Elder, James	75 TOC		1:00.68
5	Freshley, Mike	77 SDSM		1:04.55
6	Sober, Harry	75 VMST		1:06.10
7	Trauber, Ami	78 SFTL		1:12.20
8	Quigley, George	77 INDY		1:15.00

Heat 6 of 79 Finals

1	Quintana, Ken	62 OMAH	2:00.00
2	Berebitsky, Gary	60 SBRM-16	1:15.30
3	Schwartzberger, Thon	64 MICH	1:14.28
4	McCardle, Kevin	62 O*H*-18	1:10.60
5	Teach, Coleman	62 MICH	1:12.04
6	Recalde, Marco	63 MOVY	1:15.20
7	Popadic, Mirko	63 IM	1:24.16
8	Akbar, Clyde	70 SFTL	2:14.95

Heat 7 of 79 Finals

1	Straeck, Michael	72 PBM	1:35.99
2	Gallagher, Tom	73 AGUA	1:30.00
3	Spence, Thomas	73 O*H*-18	1:22.43
4	Dilley, Gary	73 HTGN-16	1:15.00
5	Putnam, David	73 PBM	1:21.00
6	Sanchez, David	74 CLOV	1:22.55
7	Snowwhite, Larry	71 RMST	1:32.87
8	du Rivage, Vance	70 UC21	1:42.91

Heat 8 of 79 Finals

1	Cannamela, Donald	71 NICK	1:14.00
2	Motheral, Thomas	70 O*H*-18	1:11.51
3	Kappa, Gregory	71 O*H*-18	1:11.18
4	Meade, Tom	70 BUMS	1:10.60
5	Huestis, Doug	70 SNM	1:10.85
6	Walker, Laurence	74 SLAM	1:11.50
7	Owens, Robert	71 VCM	1:11.65
8	Buchan, Douglas	74 SFTL	1:14.02

Heat 9 of 79 Finals

1	Leonard, Roger	70 ANCM	1:09.64
2	Ota, Ken	71 ELG	1:07.00
3	Clarke, Gregory	70 COLE-16	1:06.06
4	Hollub, Greg	71 WMAC	1:03.39
5	Meehan, Tom	71 WMAC	1:04.76
6	Heeter, M	70 UC17	1:07.00
7	Ralphs, Tony	74 SDSM	1:08.29
8	Kelber, Michael	70 OREG	1:10.57

Heat 10 of 79 Finals

1	Quiggin, David	73 PBM	1:02.63
2	Brzezinski, Jay	71 PALM	1:01.28
3	Couch, Bob	71 SYSM-14	59.75
4	McPherson, Andrew	71 DAM	59.23
5	Burns, Richard	74 TAM	59.45
6	Abrahams, Richard	73 CMS	1:00.00
7	Selles, Carl	71 SPM	1:01.99
8	Terkel, Lawrence	70 O*H*-18	1:03.35

Heat 11 of 79 Finals

1	Robinson, Timothy	66 ARIZ	1:23.99
2	Davidson, Wallace	65 SLAM	1:17.00
3	Gustafson, Lee	66 TPIT	1:12.14
4	Larson, Allen	65 OREG	1:06.49
5	Cochrane, Scott	65 HOLY	1:08.80
6	Kracen, Scott	69 ELG	1:15.00
7	White, Daniel	65 SBRM-16	1:20.00
8	Lopez, Francisco	69 WMAC	1:56.00

Heat 12 of 79 Finals

1	Haring-Smith, Bob	65 NEM	1:06.02
2	Lucas, James	67 VCM	1:06.00
3	Sautters, Robert	66 O*H*-18	1:05.30
4	Lintz, Steve	67 SNM	1:04.68
5	Napier, Charles	67 RGSC	1:05.00
6	Pot, Eugene	67 BUMS	1:05.42
7	Martin, Doug	65 LRM-23	1:06.00
8	Feely, Kevin	66 CMS	1:06.42

Heat 13 of 79 Finals

1	Beardmore, Roger	66 PALM	1:03.64
2	Plencner, Bob	65 NEM	1:03.10
3	Epstein, Daniel	68 NEM	1:02.25
4	Van der Horst, Charles	66 NCMS	1:00.76
5	Gianniny, Bruce	67 ROCH	1:01.47
6	Dorsch, William	66 O*H*-18	1:02.65
7	Sterne, Erik	65 ROSE	1:03.15
8	Kornblatt, Daniel	68 BUMS	1:04.60

Heat 14 of 79 Finals

1	Voisard, Brian	66 WIN	59.63
2	Stevens, Craig	65 1776	59.48
3	Hayes, William	66 PSM	59.24
4	Toft, Victor	65 IM	58.82
5	Mandel, Barry	65 WMAC	59.00
6	Purdie, James	66 NAM	59.43
7	Paul, Gordon	65 FIG	59.53
8	Devins, Jeff	65 KONA	1:00.01

Heat 15 of 79 Finals

1	Childs, Lee	69 PBM	58.00
2	DeWitt, Peter	67 VALM	57.58
3	Holt, Tate	66 TAM	55.50
4	Thornton, James	65 1776	54.50
5	Gruber, Glenn	68 VCM	54.90
6	Dodson, Phil	65 IM	56.94
7	O'Keefe, Peter	67 VCM	57.60
8	Olson, Chuck	68 MICH	58.00

Heat 16 of 79 Finals

1	Golz, Bob	61 SLAM	1:06.01
2	Fort, Robert	60 MICH	1:05.76
3	Cox, Mark	62 SWIN-16	1:05.00
4	Vogel, Matthew	63 IM	1:03.35
5	Roeing, Randy	64 IM	1:04.85
6	Hektner, Eric	60 TVM	1:05.54
7	Steenrod, David	61 ELG	1:05.92
8	Jessup, Scott	63 SBRM-16	1:10.00

Heat 17 of 79 Finals

1	Magiera, Joseph	61 UC21	1:01.72
2	Glenesk, Mark	62 KMAN	1:00.83
3	Vince, Peter	61 UC37	1:00.63
4	Critchfield, Thomas	60 IM	59.67
5	Dondi, Beda	62 SFTL	1:00.00
6	Sheahan, Dan	60 VMST	1:00.74
7	Tribuzi, Scot	60 NAM	1:01.00
8	Bargar, Scott	62 CSMT	1:01.73

2018 Nationwide USMS Spring Nationals - 5/10/2018 to 5/13/2018

IU Natatorium, Indianapolis

Meet Program - Saturday, May 12, 2018

Heat 18 (#22 Men 100 Yard Freestyle)

1	Dobie, Bruce	60 NASH	59.10
2	Gutowski, Mark	62 NKSM-41	58.66
3	Haris, Lee	64 TOC	58.00
4	Hasse, William	62 MMA	57.77
5	Blumenthal, Jeffrey	64 IM	57.88
6	Scanlan, Kevin	63 IM	58.35
7	Glenn, Tim	62 OPA-32	59.10
8	Thompson, Chris	60 SPXS-5	59.60

Heat 19 of 79 Finals

1	Black, Boyd	61 IM	57.50
2	Fochios, Dean	64 WMAC	57.00
3	Dixon, Ralph	61 ZAM-16	56.50
4	Welchlin, Bob	61 MOVY	55.72
5	Wall, Dan	62 ADMS	56.45
6	O'Brien, Kerry	61 WCM	56.88
7	Toth, Dennis	63 TNAQ	57.50
8	Johnson, Eric	62 LYON-21	57.68

Heat 20 of 79 Finals

1	Merrill, Nick	60 IM	55.58
2	Young, Bruce	60 INDY	54.00
3	Carter, Paul	60 TOC	52.00
4	Ritter, James	61 CSMT	51.17
5	Stephenson, Dan	61 ROSE	51.94
6	Klein, Jonathan	60 NCMS	52.94
7	Garton, Daniel	61 DAMM	54.97
8	LeMaistre, Charles	64 NASH	55.64

Heat 21 of 79 Finals

1	Drewes, Frank	48 DASC	1:27.85
2	Martz, Adam	47 SFTL	1:12.77
3	Reidenga, Russell	45 IM	1:10.00
4	Kolo, Garrett	49 ISWM	1:18.00
5	Hartman, Van	59 IM	1:19.32
6	Borja, John	58 WMAC	1:45.00
7	Schutz, Kevin	54 WMAC	1:30.00

Heat 22 of 79 Finals

1	Tyler, Eric	57 101M-16	1:14.22
2	Randesi, David	55 BUMS	1:11.10
3	Brandt, Scott	55 IM	1:05.95
4	Cleaver, Phillip	59 UC16	1:05.00
5	Crook, Bob	58 HUNT	1:05.25
6	Definis, Jay	58 O*H*-18	1:09.82
7	Cox, Daniel	57 O*H*-18	1:12.00
8	Humphrey, Mark	55 INDY	1:15.00

Heat 23 of 79 Finals

1	Mitchell, Robert	59 LVM	1:03.78
2	Roth, Charles	59 IM	1:02.31
3	Richards, Mark	58 SFTL	1:01.94
4	Alkire, Jim	59 DAMM	1:01.08
5	Clements, Jessee	58 ZAM-16	1:01.80
6	Masterson, Don	58 HUNT	1:02.00
7	Graffis, Kevin	58 SNM	1:03.44
8	Goyette, Brian	58 SWED-21	1:04.69

Heat 24 of 79 Finals

1	Mansilla, Frankin	58 NEM	1:00.74
2	Jerabek, Douglas	58 UC17	1:00.70
3	Catellier, Kenneth	57 INDY	1:00.19
4	Layden, Scott	59 NASH	1:00.10
5	Bales, Paul	59 ALEX	1:00.16
6	Michaels, Charles	59 MOST	1:00.40
7	St. Germain, Eric	55 MICH	1:00.72
8	Sailor, Andrew	57 WMAC	1:00.83

Heat 25 of 79 Finals

1	Pollard, Vince	59 HPX-16	59.97
2	Masimore, Lyle	59 MICH	59.87
3	Wear, Donald	58 LYON-21	59.80
4	Francis, Lee	57 IM	59.22
5	Fuselier, Stephen	58 AAAA	59.66
6	Book, John	55 UC17	59.80
7	Kelley, Kevin	56 O*H*-18	59.92
8	Welsh, Tom	56 MICH	1:00.03

Heat 26 of 79 Finals

1	Ruderman, Richard	59 IM	59.10
2	Naroski, Shaun	55 SCCM	59.06
3	Clark, Gregory	55 LYON-21	58.62
4	Shipp, Bill	58 UMAC	58.50
5	Unland, Mark	55 LMS-16	58.56
6	Orwick, David	58 MOVY	58.67
7	Hasak, Amit	56 WLAC	59.09
8	O'Neill, Roy	56 BCTM	59.20

Heat 27 of 79 Finals

1	Caudrillier, Francois	55 PBM	58.26
2	Bergman, Michael	57 PCY-17	58.03
3	Fisher, Dennis	58 NAM	57.00
4	Pfaltzgraff, Mark	56 WMAC	56.50
5	Woods, Thomas	56 SDM	56.79
6	Jenkins, Timothy	56 IM	57.00
7	Davis, William	59 NEM	58.04
8	Miller, Robert	58 NAST	58.36

Heat 28 of 79 Finals

1	Moore, John	56 NCMS	56.41
2	Coffman, Chuck	55 MICH	56.00
3	Miller, Brent	58 MOVY	55.50
4	Shake, Joe	59 PALM	55.22
5	Mahaffey, Don	57 COOG	55.34
6	Dahlke, Grant	55 IM	56.00
7	Weissman, Greg	56 CRSC	56.28
8	Brenton, Ken	59 MINN	56.50

Heat 29 of 79 Finals

1	Freund, Robert	56 XCL-07	55.00
2	Valley, Eric	56 MOVY	54.98
3	Cummins, Ron	58 CMS	54.43
4	Hagen, Dean	55 ARIZ	54.22
5	Berryhill, Keith	58 WHA	54.41
6	Perisin, Raymond	57 PAWW-21	54.90
7	Pogue, Jim	57 MICH	55.00
8	Whelchel, David	56 LIB	55.10

Heat 30 of 79 Finals

1	Hassan, Amro	58 MEDM	52.85
2	Sherman, Bill	59 MOVY	52.52
3	Tyler, Bob	55 NEM	51.98
4	Bishop, David	59 SWOM	51.19
5	Hughey, Richard	55 AMS	51.59
6	Berry, David	58 MATT	52.23
7	LaMonica, Mike	57 PBM	52.84
8	Stultz, Todd	58 SYSM-14	53.68

Heat 31 of 79 Finals

1	Capps, Timothy	51 WMAC	1:20.50
2	Tulacz, J. Andrew	50 SFTL	1:20.00
3	Ritchie, Jerry	53 ZAM-16	1:10.00
4	Haberstich, Brian	51 IM	1:08.54
5	Fleece, William	51 UC17	1:09.91
6	McEntire, Ari	50 MICH	1:15.00
7	McGinnis, Dan	54 WMAC	1:20.19
8	Miller, Dana	52 SWOM	1:24.17

Heat 32 of 79 Finals

1	Marshall, Todd	52 THT-16	1:03.00
2	Querciagrossa, AJ	53 PAWW-21	1:01.45
3	DeWitt, Martin	53 PCY-17	59.53
4	Endres, Paul	54 WCM	58.80
5	Kerr, David	52 INDY	58.80
6	Olson, Karl	54 MICH	1:01.14
7	Dilger, Nikolaus	51 SKY	1:02.69
8	May, John	50 WMAC	1:04.00

Heat 33 of 79 Finals

1	Kim, Danny	54 MICH	58.71
2	Livingston, Tommy	50 MMA	58.60
3	Oyler, Douglas	51 UC09	58.10
4	Schultz, Richard	51 GBM	57.84
5	Einhaus, Kurt	51 MICH	58.04
6	Graham, Paul	52 MICH	58.14
7	Poste, Rob	52 MOVY	58.63
8	Moulton, Matthew	52 RGSC	58.79

Heat 34 of 79 Finals

1	Swalwell, Donald	52 MICH	56.62
2	Ure, Jeff	53 UC21	56.52
3	O'Shea, Rick	51 SFTL	56.06
4	Wilhelm, John	50 NAM	55.42
5	Kaneshiro, Knoel	50 NAST	55.63
6	Guist, Quinn	52 NAM	56.50
7	Murphy, Michael	50 IM	56.61
8	Ewing, Michael	51 MINN	56.62

Heat 35 of 79 Finals

1	Jastremski, Kelly	50 UC16	54.99
2	Horwitz, Peter	53 SFTL	54.50
3	Ferguson, Daniel	51 WH20	54.10
4	Biegel, Mark	52 MMAC-48	53.70
5	Fiser, Graeme	52 SFTL	53.77
6	Brown, Dale	50 ZAM-16	54.23
7	Schuster, Fred	54 PSCM	54.66
8	Pardieck, Andrew	50 SLAM	55.00

2018 Nationwide USMS Spring Nationals - 5/10/2018 to 5/13/2018

IU Natatorium, Indianapolis

Meet Program - Saturday, May 12, 2018

Heat 36 (#22 Men 100 Yard Freestyle)			Heat 42 of 79 Finals			Heat 48 of 79 Finals		
1	Barringer, Rob	52 CMS 53.55	1	Semus, Joe	47 MEDM 55.50	1	Shelton, Loren	41 UC22-22 57.80
2	Bunch, Brian	50 UC38 53.41	2	Whiteway, Jeff	47 MEDM 54.86	2	Overmyer, Andrew	44 SBRM-16 57.50
3	Strate, Brian	51 SDSM 53.06	3	Courtney, Chris	45 PSCM 54.41	3	Rager, Ryan	43 SPM 56.29
4	Fischer, James	54 WMAC 51.99	4	Samaddar, Kris	45 UC48 54.14	4	Montero, Carlos	41 HAFL 56.15
5	Luebbe, James	50 SKY 52.57	5	Bishop, Christopher	46 BUMS 54.40	5	Cowan, Neil	40 MICH 56.25
6	Arrington, Adam	53 UC15 53.20	6	Gawriljuk, Douglas	46 PBM 54.61	6	Berebitsky, Jeff	42 SBRM-16 56.31
7	Hoskins, Kyle	50 UC16 53.41	7	Shanahan, Mike	47 IM 55.00	7	Gray, Tim	42 SBRM-16 57.75
8	Tapiero, Dan	50 NYAC 53.57	8	Rabinowitz, Max	47 AKMS 55.81	8	Schoenauer, Steffan	44 WLAC 57.97
Heat 37 of 79 Finals			Heat 43 of 79 Finals			Heat 49 of 79 Finals		
1	Oliva, Stepan	51 WIN 51.35	1	Keller, Matt	48 IM 53.80	1	Taylor, Tallie	43 PAC-6 56.00
2	Bailey, Jeff	51 MICH 50.93	2	Gunnell, Steve	47 MVN 53.44	2	Albino, Jorge	43 SYSM-14 56.00
3	Nygren, Mats	52 PSM 49.62	3	Harbourt, Cliff	45 CRUZ 53.28	3	McKenna, Stephen	40 MICH 55.92
4	Hiltabiddle, Steve	51 1776 48.51	4	Vocke, Joe	47 NAM 53.00	4	Fort, Patrick	40 IM 55.68
5	Unruh, Steven	51 NITR 49.03	5	Ogilby, Kayo	45 COLO-32 53.20	5	Schueneman, Grant	40 WMAC 55.81
6	Bennett, Dennis	52 IAMA 50.55	6	Lundgren, Kurt	49 WSTM-21 53.30	6	Rosenau, Mark	44 NAST 56.00
7	Hamilton, Rick	50 MAM 51.24	7	Tadla, Jarek	46 SFTL 53.78	7	Goldberg, Brian	40 NYAC 56.00
8	Ekman, Evan	53 PALM 51.69	8	Petrilla, Eric	48 SNM 54.07	8	Raffaelli, Ryan	41 VCM 56.15
Heat 38 of 79 Finals			Heat 44 of 79 Finals			Heat 50 of 79 Finals		
1	Baker, Adam	48 SBRM-16 1:08.00	1	Currin, Jack	48 O2 52.52	1	Sherman, Matt	42 MICH 55.49
2	Berebitsky, Steve	46 SBRM-16 1:06.00	2	Alsberg, Maoz	49 PSM 51.75	2	Palmer, Joe	40 MICH 55.00
3	Pejza, Steven	45 SBRM-16 1:05.00	3	Raese, TR	45 NTA-21 51.33	3	Bell, Bryan	41 WMAC 54.11
4	White, Michael	49 SBRM-16 1:02.00	4	Carlson, Michael	49 MMA 51.10	4	Reed, Benjamin	43 TFAM-26 53.76
5	Peterson, Karl	47 SBRM-16 1:02.00	5	Rees, Greg	48 SVY 51.15	5	Safalow, Bradley	42 WHA 54.00
6	Warnke, Adam	46 LMS-16 1:05.21	6	Carroll, Stephen	48 NEM 51.57	6	Street, Matthew	44 INDY 54.50
7	Long, Michael	49 NASH 1:07.00	7	Urban, Mark	48 IM 52.34	7	Herbert, Jonathan	40 SBRM-16 55.00
8	Warren, Ande	46 SCMI-16 1:08.58	8	Wood, Brent	48 ASCP-38 52.97	8	Myhre, Adam	43 LIB 55.59
Heat 39 of 79 Finals			Heat 45 of 79 Finals			Heat 51 of 79 Finals		
1	Berebitsky, Douglas	48 SBRM-16 1:01.02	1	Doherty, Todd	47 PSM 50.00	1	Murphy, Nathan	40 PSM 53.50
2	Zimmer, Timothy	48 SBRM-16 1:00.00	2	Beach, Christopher	48 PBM 49.34	2	Mills, Jamie	41 LIB 53.14
3	Barrett, Sean	46 IM 59.00	3	Wegner, Dan	46 LVM 48.29	3	Baldwin, Craig	44 RMST 52.95
4	Rose, Patrick	49 SBRM-16 58.70	4	Baleka, Sipiwe	47 MOVY 46.63	4	Torres, Martin	41 HAFL 52.89
5	Nitkiewicz, James	47 MICH 58.79	5	De Groot, John	48 RICE 48.22	5	Recker, Jeffrey	41 MINN 52.92
6	Jennings, Jim	48 MICH 59.75	6	Gross, Jeremy	46 SVY 48.92	6	Stamenovic, Ivan	41 LRC 53.00
7	Overmyer, Christopher	46 SBRM-16 1:00.00	7	Larkin, Mark	46 WMAC 49.96	7	Lathrop, George	44 INDY 53.17
8	Foree, Macy	46 SKY 1:01.53	8	Lindahl, Lennart	48 PBM 50.44	8	Davis, Andrew	44 SFTL 53.73
Heat 40 of 79 Finals			Heat 46 of 79 Finals			Heat 52 of 79 Finals		
1	Frech, Raymond	46 IM 57.99	2	Shank, Jason	41 SBRM-16 1:30.00	1	Glass, Mark	43 NTXL 52.50
2	McPeak, Charles	47 SPP 57.10	3	Schlueter, Benjamin	41 SBRM-16 1:15.45	2	Mastracchio, Dominic	43 RICE 52.20
3	Rose, Zorba	45 INDY 57.00	4	Hovyadinov, Sergei	44 ZAM-16 1:07.13	3	Herbert, Josh	42 SBRM-16 52.00
4	Wimberly, Kirk	49 WHA 57.00	5	Davidson, Jack	41 SBRM-16 1:09.00	4	Jent, Daniel	40 ALEX 51.58
5	Young, Michel	47 VCM 57.00	6	Gubaras, Aldas	43 IM 1:16.99	5	Michalowski, Brian	42 WMAC 51.99
6	Toothaker, Bradley	49 SBRM-16 57.00	Heat 47 of 79 Finals			6	Tiozzo, Eduard	44 SFTL 52.17
7	Cabbage, Sean	46 MICH 57.67	1	Hall, David	44 SBRM-16 1:06.00	7	O'Malley, Mark	41 INDY 52.31
8	Rose, Jeffrey	49 INDY 58.50	2	Cuadros, Christopher	41 CGAC-16 1:03.71	8	Dawkins, Todd	44 INDY 52.50
Heat 41 of 79 Finals			3	Bayliss, Adam	42 WMAC 1:01.40	Heat 53 of 79 Finals		
1	Sawyer, David	45 SWIN-16 56.83	4	Parry, Jason	42 WMAC 58.36	1	Karren, Kelly	44 CVMM 51.48
2	Stephens, Ryan	46 INDY 56.50	5	Dowd, Jeffrey	43 MINN 58.60	2	Valle, Marc	44 ARIZ 51.33
3	Patrick, Gary	49 SFY 56.43	6	Christy, Nick	44 MICH 1:02.59	3	Lind, Jason	44 IM 51.12
4	Adams, Scott	48 UC04 55.97	7	Badman, Brian	44 SBRM-16 1:04.00	4	Ohman, Niclas	43 NEM 50.73
5	Virkus, Todd	46 ASCP-38 56.19	8	Goldsmith, Colin	41 PBM 1:06.00	5	Halloran, Ross	42 NAM 50.90
6	Simon, Robert	47 INDY 56.45						
7	Michel, Patrick	47 MICH 56.80						
8	Pugh, Greg	48 FSAM-16 56.99						

2018 Nationwide USMS Spring Nationals - 5/10/2018 to 5/13/2018

IU Natatorium, Indianapolis

Meet Program - Saturday, May 12, 2018

Heat 54 (#22 Men 100 Yard Freestyle)			Heat 60 of 79 Finals			Heat 66 of 79 Finals					
1	Martin, Patrick	41 ABM	50.50	1	Rokosz, Peter	36 MMA	53.40	1	Miller, Michael	31 SFTL	48.00
2	Ullom, Michael	41 KENM	50.23	2	Sikich, Christopher	39 NAST	53.00	2	Weyandt, Todd	30 GAJA	47.87
3	Williams, Ryan	44 SFTL	49.90	3	Mitchell, Ayinde	38 MICH	52.06	3	Vogel, Jake	30 ASC	47.19
4	Heis, Kenneth	42 KENM	49.42	4	Quane, David	38 CSLA	52.00	4	DeBerry, Tyler	34 ARIZ	45.84
5	Hunter, Andy	40 HAFL	49.50	5	Goler, Jonathan	37 SFTL	52.05	5	Iovanovich, Igor	30 SYS-55	46.99
6	Briseno, Osiris	42 NAM	50.19	6	Bindert, Chris	38 MINN	52.50	6	Talbott, Christopher	31 TOC	47.50
7	McKinley, Ryan	42 NAM	50.50	7	Dunlap, Ryan	35 MAM	53.29	7	Wang, Jackson	30 TOC	47.99
8	Reader, Paul	42 IM	50.58	8	Ambrose, Shawn	38 BCTM	53.80	8	Henahan, Patrick	30 INDY	49.00
Heat 55 of 79 Finals			Heat 61 of 79 Finals			Heat 67 of 79 Finals					
1	Faust, Raleigh	44 GSC	49.00	1	Clark, Jason	38 WMAC	51.69	1	Allon, Michael	28 MICH	1:16.99
2	Kinsella, David	40 IM	48.40	2	Santoro, Antonio	35 WLAC	51.00	2	Vogel, Peter	28 IRM-16	59.50
3	Babcock, Andrew	40 WMAC	48.00	3	Trinidad, Reuben	38 CMS	50.50	3	Bush, Jeffrey	29 UC16	56.95
4	Szabados, Bela	44 WLAC	47.09	4	Weidner, Tim	37 ELG	50.21	4	Staley, Brandon	26 UC18	55.29
5	Cole, David	42 CRUZ	47.99	5	Gaudreau, Maxime	35 SFTL	50.28	5	Gorman, Jake	25 IM	56.60
6	Dunlap, Courtney	40 ARIZ	48.34	6	Fischer, Richie	35 WMAC	50.77	6	Oxner, Adam	26 MICH	56.99
7	O'Sullivan, Chris	43 CMS	48.49	7	Oldham, Brian	37 NAM	51.41	7	Alamos, Fernando	25 IRM-16	1:08.00
8	Paige, Bruce	41 CSMT	49.29	8	Doerr, David	35 IM	51.99	Heat 68 of 79 Finals			
Heat 56 of 79 Finals			Heat 62 of 79 Finals			Heat 69 of 79 Finals					
1	LaFree, Matthew	31 SBRM-16	1:24.89	1	Yellin, Jeffrey	36 BCTM	48.29	1	Sykes, Christopher	29 XSWM-21	54.88
2	Dillon, Robert	30 FSAM-16	1:08.06	2	Hansen, Scott	35 BCTM	47.81	2	Feczko, Nick	27 IM	53.82
3	Utz, Nathaniel	31 SBRM-16	1:00.00	3	Vanderkaay, Christian	36 MICH	47.41	3	Kerr, Kyle	26 VALM	53.14
4	Rokosz, Adam	34 MMA	1:18.54	4	Lotano, Daniel	37 PBM	46.80	4	Stephenson, Brady	26 UC14	53.01
5	Murphy, Ryan	38 JYMF-16	1:10.00	5	Mueller, Scott	36 WMAC	47.03	5	Madeira, Marco	27 WLAC	53.05
6	William, Glenn	39 RMST	1:01.37	6	Parkins, David	39 WMAC	47.80	6	Hanson, Zac	28 IM	53.76
7	Charmes, Roman	39 WH20	1:05.09	7	Gaines, Billy	37 GRA	48.14	7	Aziz, Mazen	28 TOC	54.00
8	Luna Cruz, Ricardo	35 GSM	1:25.12	8	Wang, Timothy	35 TOC	48.87	8	Jaroszewicz, Matthew	28 O*H*-18	55.29
Heat 57 of 79 Finals			Heat 63 of 79 Finals			Heat 70 of 79 Finals					
1	Turner, Adam	37 SBRM-16	1:00.00	1	Hochstrasser, James	33 GRA	57.86	1	Hubbard, Max	26 UC30	52.73
2	Boutwell, Joshua	37 ARC-15	59.55	2	Khouri, Brian	32 BUMS	56.15	2	Zerbonia, Nicholas	26 PAWW-21	52.27
3	Mruk, Benjamin	36 SWIN-16	59.00	3	LeMoine, Benjamin	33 PALM	55.50	3	Jackson, Brock	27 TNAQ	51.62
4	Verardi, Ryan	35 O*H*-18	58.02	4	Arias, Luis	30 AGUA	55.00	4	Jackwin, Eric	28 SFTL	51.32
5	Vogel, Nick	35 IM	59.00	5	Schapiro, Adam	31 SWOM	55.03	5	Batchelder, Stephen	25 ARIZ	51.44
6	Cunningham, Kevin	38 LYON-21	59.00	6	Gutierrez, Rommy	32 TNAQ	56.05	6	McCanna, Collin	29 IM	52.18
7	Warter, Joseph	39 SBRM-16	1:00.00	7	Wade, Michael	31 WMAC	57.41	7	Koons, Andrew	25 RMST	52.70
8	Mettham, Michael	37 CON	1:00.31	8	Purvis, Adam	33 IM	58.17	8	Wachtel, Ben	28 FSAM-16	52.99
Heat 58 of 79 Finals			Heat 64 of 79 Finals			Heat 71 of 79 Finals					
1	Ratnayake, Asoka	38 INDY	56.92	1	Law, David	32 MAM	54.68	1	Musser, Seth	25 MOVY	49.86
2	Wenke, Dave	37 IM	55.99	2	Howard, Patrick	32 NAM	53.39	2	Catlin, Andrew	29 INDY	49.20
3	Manrique, Alejandro	37 PBM	55.49	3	Snyder, Dan	34 UC45	52.26	3	Osterhage, Raymond	25 NAM	49.00
4	Matchison, Darren	35 LAKY-17	55.25	4	Osada, Akihiko	31 BCTM	51.69	4	Hurko, Matt	26 TOC	49.00
5	Jotautas, Mike	38 SKY	55.40	5	Donihe, Phil	34 GWSA-45	51.90	5	MacKay, Ian	25 TOC	49.00
6	Shaw, Chris	36 MSSC-10	55.58	6	Lebost, Daniel	31 PBM	52.80	6	Barcinas, Ken	25 PSCM	49.18
7	Wu, Jim	36 BCTM	56.78	7	Mertz, Jeffrey	30 MICH	53.58	7	Pepper, Bryan	26 BCTM	49.64
8	Geesaman, Adam	38 FSAM-16	57.32	8	Gerken, Dustin	33 NAM	54.80	8	Lucchesi, Michael	26 WMAC	50.00
Heat 59 of 79 Finals			Heat 65 of 79 Finals								
1	Castor, Jimmy	37 CMS	55.13	1	Prai, Alessandro	31 INDY	51.00				
2	Peterson, Erik	38 SBRM-16	54.99	2	Peterson, David	33 MMA	50.40				
3	Frawley, Jeff	35 CSI-16	54.55	3	Frederiksen, Craig	32 IM	50.35				
4	Loder, Scott	37 PBM	53.86	4	Elber, Joel	30 FSAM-16	49.35				
5	Bennett, Mike	36 NAST	54.50	5	Hartley, John	31 IM	50.00				
6	Ford, Torrence	36 WHA	54.88	6	Cavadini, Louis	33 SBRM-16	50.36				
7	Logan, Brett	39 MICH	55.00	7	Young, James	34 AGUA	50.69				
8	Franklin, David	37 CGAC-16	55.14	8	Von Jouanne, Daniel	31 MATT	51.06				

2018 Nationwide USMS Spring Nationals - 5/10/2018 to 5/13/2018**IU Natatorium, Indianapolis****Meet Program - Saturday, May 12, 2018****Heat 72 (#22 Men 100 Yard Freestyle)**

1	Trowbridge, Nicholas	26 TOC	48.55
2	Finke, Ryan	25 WMAC	48.44
3	Leopold, Jonathan	28 TOC	48.17
4	Dyer, Frank	26 WLAC	48.14
5	Murray, Matthew	26 TOC	48.15
6	Fozkos, Tyler	26 VALM	48.34
7	Foster, Dana	28 TOC	48.50
8	Frawley, Robert	29 NYAC	48.87

Heat 73 of 79 Finals

1	Birnbrich, Andrew	28 NAM	48.00
2	Adams, Wyatt	26 AKMS	47.33
3	Kirkpatrick, Adrian	29 ARIZ	47.11
4	Porrizzo, Ralph	25 ROSE	46.92
5	Davis, Cole	25 TOC	47.00
6	Koon, Nolan	28 TOC	47.23
7	Jarzen, Jacob	27 CSPM	48.00
8	Offutt, Bryan	26 TOC	48.13

Heat 74 of 79 Finals

1	Scheid, Trevor	28 TOC	46.71
2	McHenry, Scott	26 ALEX	46.50
3	Schweitzer, Paul-Marc	26 NYAC	45.14
4	Modrov, Drew	28 CHEL	43.56
5	Derdeyn, William	27 WMAC	44.71
6	Ferguson, Kevin	28 TOC	45.52
7	Shivakumar, Varun	27 WLAC	46.70
8	Fraser, Alex	29 IM	46.77

Heat 75 of 79 Finals

1	Clark, Austin	22 PSM	1:02.24
2	Baker, Logan	24 SBRM-16	1:00.00
3	Guminski, Timothy	24 UC08	57.81
4	Alexiou, Athanasios	23 BCTM	54.39
5	Melnick, Daniel	24 IM	56.00
6	Escareno, Jesus	24 BCTM	59.18
7	Nixon, Blake	20 PSM	1:00.40
8	Santos, Miguel	24 SBRM-16	1:05.00

Heat 76 of 79 Finals

1	Hendricks, Benjamin	24 MICH	54.29
2	Dennis, Grayson	24 CTMS	54.00
3	Weis, Jason	22 UC45	53.69
4	Christensen, Kyle	21 MICH	53.00
5	Ferber, Noah	19 LVM	53.07
6	Bulington, Carter	24 ISWM	53.95
7	Willett, Gregory	20 SKY	54.22
8	Ramos, German	21 UC07	54.39

Heat 77 of 79 Finals

1	Onchuck, Nathan	24 WSTM-21	52.39
2	Howell, Jayden	22 USU	51.69
3	Rich, Andrew	24 SKY	51.00
4	Birnbrich, Luke	21 NAM	50.55
5	Frederick, Aaron	24 ARMS	50.64
6	Millard, Jelani	24 LTMM	51.20
7	Nguyen, Joseph	23 UC07	52.34
8	Baetzold, Seth	23 UC30	52.99

Heat 78 of 79 Finals

1	Szuba, Timothy	23 MICH	50.35
2	Pehrson, Josh	21 PSM	50.30
3	Brown, Bronson	23 UC21	49.80
4	Schuman, James	19 UC21	49.23
5	Riordan, Chris	23 IM	49.24
6	Zacks, Daniel	19 MICH	49.96
7	Callahan, Keeler	24 NAM	50.33
8	Walters, Adam	20 UC16	50.36

Heat 79 of 79 Finals

1	Krueger, Spencer	19 WMAC	49.09
2	Alentado, Jason	23 LVM	48.68
3	Woudenberg, Casey	24 UC41	47.95
4	Watson, James	23 SLAM	45.83
5	Warner, Shawn	23 PBM	47.30
6	Petyniak, Jakub	24 CSPM	48.06
7	Barton, Tanner	22 NAM	49.03
8	Gamroth, Grant	21 PSCM	49.18

#23 Women 50 Yard Backstroke

Lane	Name	Age	Team	Seed Time
------	------	-----	------	-----------

Heat 1 of 36 Finals

3	Butler, Pat	80 MICH	1:22.00
4	Jaffe, Kristin	80 TAM	51.65
5	Griffin, Joan	80 PBM	55.03
6	Gelman, Rita	85 MICH	1:26.19

Heat 2 of 36 Finals

1	Anttonen, Judy	77 MAMA-8	1:00.03
2	Dillon Stewart, Jane	75 WMAC	47.58
3	Schreiner, Beth	77 VMST	43.94
4	Henry, Lorna	77 KM	43.21
5	Ward, Joy	75 OREG	43.32
6	Westergaard, Leslie	75 DAM	46.55
7	Katz, Jane	75 AGUA	49.11
8	Fasbender, Alice	79 OREG	1:20.00

Heat 3 of 36 Finals

1	Pollard, Susan	73 INDY	1:12.50
2	Hill, Marcia	73 WCM	51.93
3	Smith, Diane	73 CVMM	47.00
4	Rousseau, Sandi	70 OREG	44.50
5	Bauer, Mary	70 NAM	47.00
6	Hunt, Andrea	70 PSM	50.00
7	Burns, Suzi	71 ETM-12	52.73

Heat 4 of 36 Finals

1	Kranpitz, Nancy	73 WMAC	42.82
2	Pohlmann, Mary	73 SLAM	41.80
3	Montrella, Beverly	71 MVN	40.16
4	Uustal, Diann	71 NEM	37.07
5	Toppel, Margaret	70 OREG	37.50
6	Ventura, Rosa	70 SFTL	41.00
7	Mitchell, Jeannie	71 PBM	42.12
8	Welch, Sarah	71 PSM	43.98

Heat 5 of 36 Finals

1	Calcutt, Kathryn	68 MICH	52.70
2	Casey, Kathrine	69 PSM	44.81
3	Van Dyke, Anne	65 MICH	41.83
4	Douglass, Marilyn	68 O*H*-18	40.85
5	Dougherty, Mindy	65 MVN	41.00
6	Lyman, Carolyn	67 UTAH	41.95
7	DeVennish, Elaine	69 NAM	51.82
8	Kendrick, Anne	66 NASH	1:00.52

Heat 6 of 36 Finals

1	McDowell, Teresa	67 SLAM	39.22
2	Francis, Susan	65 PALM	38.41
3	Wolff, Melinda	65 1776	36.81
4	Val, Laura	66 TAM	32.00
5	McCloskey, Cecilia	68 SFTL	32.30
6	Craffey, Joan	65 PBM	37.16
7	Bisogno, Laurie	65 MOVY	39.00
8	Johnston, Bonnie	66 PBM	39.33

Heat 7 of 36 Finals

3	Macku, Alison	63 SFY	50.58
4	Bonis, Susan	64 WMAC	49.84
5	Bobo, Carol	62 IM	50.18
6	Neill, Michele	60 SFY	1:00.00

Heat 8 of 36 Finals

1	Kremer, Marianne	62 NKSM-41	45.94
2	Conley, Nancy	60 IM	41.90
3	Hypnar, Lisa	64 MICH	40.00
4	Emmrich, Ann	61 IM	38.95
5	Curl, Mary	61 SKY	39.00
6	Beck, Pam	61 O*H*-18	40.52
7	Soucie, Helen	62 PBM	43.31
8	Egger, Barb	64 INDY	47.25

Heat 9 of 36 Finals

1	Stager, Nan	63 DOC	38.54
2	Goodwin, Kim	60 NEM	37.70
3	Widland, Kathleen	62 ZAM-16	36.35
4	Burlingame, Sharon	61 TNAQ	36.20
5	Larson, Linda	62 SFTL	36.27
6	Maltry, Cynthia	63 WMAC	36.51
7	Weir, Sue	61 MICH	38.33
8	Glassman, Debbie	64 PSM	38.80

Heat 10 of 36 Finals

1	Blattner, Susan	60 MOVY	35.00
2	Guins, Ann	64 SYSM-14	34.00
3	Pfingraff, Joan	64 MARY	32.41
4	Andrus-Hughes, Karen	60 OREG	31.32
5	Noyes, Penny	63 SKY	31.53
6	Ganze, Cathy	60 SDSM	33.13
7	Siegel, Christine	61 SDSM	34.12
8	Gilmore, Cindy	62 SUSU	36.08

Heat 11 of 36 Finals

2	Jordan, Amy	59 SKY	44.53
3	Sill, Sherry	57 IRM-16	40.32
4	Brown, Lisa	55 ZAM-16	39.28
5	Burton, Tamara	59 PBM	39.81
6	Rea, Gloria	56 O*H*-18	44.00
7	Whitehead, Jayne	59 SWOM	1:02.14

2018 Nationwide USMS Spring Nationals - 5/10/2018 to 5/13/2018

IU Natatorium, Indianapolis

Meet Program - Saturday, May 12, 2018

Heat 12 (#23 Women 50 Yard Backstroke)

1	Schwartz, Lisa	55 IM	38.77
2	Powers, Dianne	56 INDY	38.07
3	Morse, Celia	57 NASH	37.26
4	Schnieders, Ann	57 INDY	37.00
5	Bowen, Kris	56 INDY	37.00
6	Book, Kari	57 UC17	37.48
7	Villarreal, Allison	55 MATT	38.10
8	Hanas, Loree	55 DLMA	39.05

Heat 13 of 36 Finals

1	Rokich, Karen	59 ANBM	36.49
2	Kelly, Mary Shawn	55 SFTL	35.37
3	Kellinger, Jenny	55 VMST	34.56
4	McNamara, Kathleen	58 USF	33.92
5	Restrepo, Marie	55 1693	34.00
6	Finley, Ann	55 LAPS	35.00
7	Stokes, Karin	57 NEM	35.90
8	Goodridge, Janet	55 LYON-21	36.81

Heat 14 of 36 Finals

1	Russell, Jane	55 DAM	33.48
2	Andrews, Theresa	55 PBM	32.80
3	Brightwell, Kim	58 RMST	32.53
4	Kafka, Heidi	55 IM	32.13
5	Kirkpatrick, Laura	58 SYSM-14	32.46
6	Hung, Maria	57 SFTL	32.72
7	Kupferberg, Jody Lee	56 USMS-16	33.10
8	Berger-Mann, Sue	58 MICH	33.90

Heat 15 of 36 Finals

2	Swack, Julie	54 SKY	49.63
3	Mehringer, Cheryl	50 INDY	43.95
4	McLaren-Morris, Christa	51 UC21	38.77
5	Sosa, Valentina	50 SFTL	39.00
6	Julian, Katharine	50 MICH	47.50
7	Silver, Allyn	53 MINN	56.62

Heat 16 of 36 Finals

1	Irawan, Yuni	54 TXLA	38.67
2	Jones, Rebecca	50 NCMS	37.86
3	Bartkowiak, Sallie	52 MICH	36.21
4	Apple, Holly	53 BSMT	35.75
5	Lau, Serena	50 RATS	35.76
6	Zapolski, Stacey	50 IAMA	36.59
7	Hein, Cindy	51 MICH	38.00
8	Rutenberg, Amy	51 SKY	38.75

Heat 17 of 36 Finals

1	Wetzel, Denise	52 LAS	35.04
2	Rossi, Leann	51 ART	34.79
3	Gass, Melissa	50 NCMS	33.00
4	Herrington, Jamie	52 SFTL	32.62
5	Green Blair, Holly	54 PBM	33.00
6	Pierce, Julie	50 MICH	34.27
7	Prey-Luedtke, Sharill	53 LMAO	35.00
8	Pasterczyk, Christine	51 NEM	35.68

Heat 18 of 36 Finals

1	Kunovac, Jelena	53 LVM	31.91
2	Welting, Laureen	52 TOC	31.56
3	Wolff, Celia	52 NCMS	30.17
4	Gary, Kristin	50 NYAC	28.57
5	Buxton, Sylvia	52 SYSM-14	30.16
6	McPherson, Chris	50 ENSW	30.60
7	Cox, Juliet	50 MAM	31.74
8	Harris, Susan	52 MICH	32.01

Heat 19 of 36 Finals

2	Landers, Susan	49 IM	50.00
3	Burstall, Danielle	48 MICH	44.00
4	Ehringer, Susan	49 SKY	42.38
5	Richardson, Melissa	47 MICH	42.74
6	Richardson, Cheryl	47 ENSW	44.00

Heat 20 of 36 Finals

1	Meyer, Nicole	45 WMAC	36.00
2	Reidenga, Lisa	46 IM	35.60
3	Kukla, Anne	47 MICH	35.36
4	Bergmann, Kristen	45 O*H*-18	34.97
5	Tureau, Corinne	47 NASH	35.25
6	Cham, Candace	45 IM	35.43
7	Bishop, Laura	45 BUMS	35.61
8	Moffett, Erica	48 SFTL	38.22

Heat 21 of 36 Finals

1	Runnells, Julie	45 WMAC	34.56
2	Tory, Monica	45 MICH	33.23
3	Cimilluca, Krista	47 ELG	32.12
4	Hrindo, Jan	46 SNM	31.93
5	Carter, Jennifer	47 KENM	32.00
6	Harter, Michelle	48 INDY	32.29
7	Williams, Tracy	45 PBM	34.16
8	Hall, Julie	49 WMAC	34.65

Heat 22 of 36 Finals

1	Goggin Young, Sara	45 IM	30.65
2	Texel, Paula	47 SPM	30.50
3	Davidson, Michelle	47 GSM	30.33
4	Braun, Erika	46 NCMS	27.40
5	Plotz-Saribalas, Amy	45 NAM	29.82
6	Buckley, Jennifer	46 NCMS	30.44
7	Stewart, Ann	47 HAFL	30.64
8	Goodman, Theresa	45 SKY	31.06

Heat 23 of 36 Finals

2	Kryger, Ashley	27 IM	33.00
3	Henley, Caroline	26 SFTL	34.41
4	Jackson, Molly	35 INDY	57.00
5	Skinner, Jamie	35 MMA	2:00.00
6	Winke, Molly	40 SKY	37.53

Heat 24 of 36 Finals

1	Sullivan, Mindy	43 GAJA	36.25
2	Tuttle-Best, Ann	43 DASC	35.32
3	Pitcher, Stacey	40 CMS	32.47
4	Stich, Chris	41 WMAC	32.13
5	Hawley, Rachel	43 WMAC	32.16
6	Stolle, Christine	41 FSAM-16	33.33
7	Quick, Holly	41 ELG	36.00
8	Parmeter, Shawna	41 UC16	37.00

Heat 25 of 36 Finals

1	Chop, Dahnya	43 INDY	30.94
2	Smith, Rebecca	41 PBM	29.77
3	Enderle, Wendy	41 SMS	29.31
4	Lindauer, Kerry	43 NCMS	28.72
5	Yocum, Kari	40 PALM	28.81
6	Schwab, Katherine	41 KENM	29.36
7	Thomas, Erin	44 MMAC-48	30.13
8	Dixon, Lynn	43 UC34	31.23

Heat 26 of 36 Finals

1	Holcomb, Sarah	39 KENM	45.00
2	Jaloszynski, Melissa	36 MICH	39.00
3	Witt, Abby	35 FSAM-16	33.64
4	Carroll, Erica	38 KENM	33.50
5	Vrentas, Catherine	36 UC40-40	33.58
6	Riedinger, Kelly	38 NASH	34.42
7	Ritter, Laura	36 SDS	40.00
8	Kemp, Jessica	39 BGSC	50.00

Heat 27 of 36 Finals

1	Somand, Heather	38 MICH	33.20
2	Jock, Jessica	39 ADMS	31.49
3	Szekeres, Naomi	39 SFTL	31.00
4	Mardy, Megan	38 WLAC	30.22
5	Pignalberi, Signe	35 AKMS	30.93
6	Cameron, Megan	38 ARKM	31.19
7	Johnson, Dianne	39 MICH	32.99
8	Schneider, Erin	39 WMAC	33.33

Heat 28 of 36 Finals

1	Shepherd, Sara	35 OREG	29.62
2	Vucinich, Elizabeth	37 WH20	29.50
3	Watanabe, Naoko	35 TOC	27.55
4	Inada, Noriko	39 PSCM	25.99
5	Schaffer, Beth	35 KENM	27.00
6	Kisel, Michele	36 SFTL	29.00
7	Quattropani, LeeAnne	39 NCMS	29.58
8	Briseno, Amanda	35 NAM	30.00

Heat 29 of 36 Finals

1	Bolf, Victoria	32 IM	34.41
2	Carlson, Megan	34 INDY	33.00
3	Weiss, Chelsey	31 WMAC	31.96
4	Wang, Stephanie	30 NAST	30.94
5	Younkins, Karen	31 SPP	31.04
6	Gilson, Kristine	30 IM	32.19
7	Luptak, Alexandra	32 MMA	33.11
8	Duguay, Melissa	30 CONN	42.29

Heat 30 of 36 Finals

1	Braniecki, Ashley	32 O*H*-18	29.91
2	Brunka, Christina	33 IM	29.63
3	Sitarz, Rachel	33 ISWM	29.38
4	O'Donnell McCarthy, Fio	31 TOC	26.13
5	Smith, Erica	31 INDY	27.99
6	Cush, Rachel	33 MICH	29.50
7	Scaparra, Joan	31 ASC	29.91
8	Hibbard, Kate	33 GRA	30.29

2018 Nationwide USMS Spring Nationals - 5/10/2018 to 5/13/2018

IU Natatorium, Indianapolis
 Meet Program - Saturday, May 12, 2018

Heat 31 (#23 Women 50 Yard Backstroke)

1	Charpentier, Caroline	29 ROSE	32.91
2	Wilson, April	26 IM	32.60
3	Mahaney, Melanie	27 SVY	31.00
4	Chang, Grace	27 BCTM	30.80
5	Turner, Lauren	25 ROSE	30.87
6	Heathcott, Maria	29 SWIN-16	31.88
7	Long, Stephanie	28 INDY	32.87
8	Tenbarge, Kelley	26 BOON-16	32.92

Heat 32 of 36 Finals

1	Marrinucci, Jena	28 ROSE	30.30
2	Wilde, Courtney	25 TOC	29.50
3	Bischoff, Jillian	26 FSAM-16	29.45
4	Damroth, Rachel	28 MICH	28.72
5	Zaklicki, Honorata	27 BCTM	29.29
6	Kruczynski, Caroline	25 CSMT	29.45
7	Borja, Elise	26 WMAC	30.05
8	Perez, Kingberly	26 PBM	30.75

Heat 33 of 36 Finals

1	Donahue, Meghan	28 SYS-55	28.50
2	Pedote, Elyssa	25 TOC	28.18
3	Flinn, Rachel	26 NYAC	27.26
4	Lee, Felicia	25 TOC	26.00
5	Miles, Mallory	26 INDY	26.62
6	Wilk, Katarzyna	26 LVM	28.00
7	Maggard, Colleen	27 SKY	28.22
8	Yali Pepper, Gizem	26 BCTM	28.59

Heat 34 of 36 Finals

1	Deardorff, Emily	20 PSM	33.88
2	Dattilio, Danielle	23 INDY	32.79
3	Thibault, Lydia	20 SBRM-16	32.50
4	Avery, Sierra	20 KONA	32.10
5	Sheafor, Haley	23 SCHS-55	32.20
6	Viersen, Campbell	21 NAM	32.60
7	Baber, Caroline	21 PSM	32.88

Heat 35 of 36 Finals

1	Cavender, Erin	23 OREG	31.43
2	Hein, Stephanie	23 MICH	31.00
3	Hacobian, Anais	21 ROSE	30.78
4	Bechtel, Christina	24 TOC	30.00
5	Detka, Michelle	23 ARIZ	30.20
6	Mastrandrea, Therese	22 WMAC	30.91
7	Ashbaugh, Chandler	23 O*H*-18	31.10
8	Sheafor, Tirion	23 SCHS-55	31.51

Heat 36 of 36 Finals

1	Jones, Amanda	18 NCMS	30.00
2	Lucchesi, Margot	24 UC56-56	29.12
3	Meinholz, Anna	24 WMAC	27.50
4	Sudarma, Tiffany	23 TOC	26.80
5	Mikota, Julia	23 WMAC	27.02
6	Meyer, Molly	23 INDY	29.00
7	Gagnon, Caitlin	23 PCY-17	29.89
8	Weiss, Laura	23 INDY	30.00

#24 Men 50 Yard Backstroke

Lane	Name	Age	Team	Seed	Time
------	------	-----	------	------	------

Heat 1 of 41 Finals

2	Butler, Walter	86	LVM		56.90
3	Mitchell, Clarke	85	UC45		38.50
4	Reiman, Timothy	85	INDY		55.19
5	Lamb, Willard	95	OREG		53.23
6	Daily, John	90	O*H*-18	1:13.00	

Heat 2 of 41 Finals

2	Benjamin, Laurie	80	UC15		59.00
3	Charlton, Allan	81	MICH		38.00
4	Mennen, Marty	81	INDY		37.00
5	Ackerman, Owen	80	IM		38.00
6	Myers, Jerry	80	INDY		46.20
7	Hellmuth, Phillip	80	WMAC	1:10.00	

Heat 3 of 41 Finals

2	du Rivage, Vance	70	UC21		58.08
3	Kin, S Michael	70	UC16		44.00
4	Johnston, Robert	71	SKY		42.22
5	Kelber, Michael	70	OREG		42.51
6	Dilley, Gary	73	HTGN-16		51.00
7	Reid, Walt	77	PSM		45.00

Heat 4 of 41 Finals

1	LeRoy, Richard	77	ARIZ		39.90
2	Quigley, George	77	INDY		38.66
3	Sober, Harry	75	VMST		37.20
4	Bell, John	75	ROSE		32.00
5	Ogilby, Chuck	75	CMS		34.02
6	Straka, Peter	75	NOR		37.50
7	Bledsoe, Dennis	79	WCM		39.40
8	Goldstein, Mel	79	INDY		41.50

Heat 5 of 41 Finals

1	Niu, Tf	73	BUMS		40.67
2	Medlock, Gordon	71	SBRM-16		39.00
3	Gallagher, Tom	73	AGUA		39.00
4	Walker, Laurence	74	SLAM		38.25
5	Olzmann, Kurt	73	MICH		38.30
6	Figueiredo, Paulo	71	WH20		39.00
7	Livingood, Bill	73	UC14		39.56
8	Luetke, Art	71	WMAC		42.00

Heat 6 of 41 Finals

1	Parsons, Roger	71	PBM		36.25
2	Jones, Roger	70	CSMT		34.00
3	Brzezinski, Jay	71	PALM		31.62
4	Wilder, Hugh	70	ARIZ		30.72
5	Burns, Richard	74	TAM		31.00
6	Ten Hoor, Richard	71	MICH		33.00
7	Conroy, Michael	71	NCMS		35.63
8	Heeter, M	70	UC17		37.00

Heat 7 of 41 Finals

1	Brown, Paul	67	ELG		52.53
2	Springer, James	65	UC16		45.83
3	Murray, Mike	67	WMAC		39.88
4	Feely, Kevin	66	CMS		36.02
5	Cleaver, John	65	IRM-16		39.50
6	Napier, Charles	67	RGSC		40.00
7	Dilley, Alan	66	HTGN-16		51.00

Heat 8 of 41 Finals

1	Staudacher, David	65	MICH		35.94
2	Longo, Ken	65	POST		35.00
3	Lintz, Steve	67	SNM		34.49
4	Fogg, Stephen	69	PSM		34.10
5	Thompson, Frank	66	MICH		34.18
6	Chamberlain, Rick	66	INDY		34.67
7	Lewis, David	66	INDY		35.13
8	Palmer, Bill	67	MICH		36.00

Heat 9 of 41 Finals

1	Lucas, James	67	VCM		33.80
2	Tingley, William	67	SKY		33.05
3	DeWitt, Peter	67	VALM		32.20
4	Johnson, Clifford	66	SNM		31.57
5	Heacock, Robert	68	PBM		32.07
6	Olson, Chuck	68	MICH		32.50
7	Perrin, Thomas	67	INDY		33.33
8	Cothren, Jack	68	BUMS		33.94

Heat 10 of 41 Finals

1	Thomas, Bob	65	INDY		31.11
2	Hazen, John	67	ENSW		30.80
3	O'Keeffe, Peter	67	VCM		30.31
4	Mykleby, Geoff	65	WMAC		29.50
5	Shead, Timothy	65	SFTL		29.95
6	Bober, Richard	67	NCMS		30.70
7	Schmidt, George	68	PBM		31.00
8	Epstein, Daniel	68	NEM		31.52

Heat 11 of 41 Finals

2	Massow, Randy	61	ELG		39.00
3	Ledley, Ben	60	SBRM-16		38.00
4	Rosen, Robert	62	WMAC		36.53
5	Worrall, Dave	64	MAMA-8		38.00
6	Krismanits, Gene	63	IM		38.99
7	Camin, Peter	62	IM		42.71

Heat 12 of 41 Finals

1	Bargar, Scott	62	CSMT		34.07
2	Wagoner, Victor	62	LAPS		33.60
3	Mange, David	62	MICH		33.15
4	Critchfield, Thomas	60	IM		32.30
5	Vogel, Matthew	63	IM		32.52
6	O'Brien, Kerry	61	WCM		33.43
7	Johannsen, David	63	SBM		33.79
8	Fritschen, Tom	62	PSM		35.72

Heat 13 of 41 Finals

1	Ellis, Joel	60	ELG		31.89
2	Johnson, Eric	62	LYON-21		31.78
3	Meyer, Kenneth	62	ELG		31.50
4	Black, Boyd	61	IM		30.68
5	Bierwirth, Larry	62	NKSM-41		31.00
6	Rae-Grant, Alex	60	SHSH		31.68
7	Putnam, Clay	60	MICH		31.87
8	Fochios, Dean	64	WMAC		32.00

2018 Nationwide USMS Spring Nationals - 5/10/2018 to 5/13/2018

IU Natatorium, Indianapolis

Meet Program - Saturday, May 12, 2018

Heat 14 (#24 Men 50 Yard Backstroke)		
1 Ballard, James	60 WH20	30.00
2 Ockerman, Jeff	63 NASH	29.96
3 Welchlin, Bob	61 MOVY	29.58
4 Heath, Robert	61 MAM	29.19
5 LeMaistre, Charles	64 NASH	29.31
6 Hildebrandt, David	63 AWJ	29.66
7 Patocchi, Robert	62 CMAM	29.99
8 Voll, Robert	60 OREG	30.46
Heat 15 of 41 Finals		
1 Brackett, Bill	60 CMS	29.00
2 Abbott, Rick	63 AKMS	28.70
3 Klein, Jonathan	60 NCMS	27.44
4 Djang, Philipp	63 SFTL	26.70
5 Kone, Bruce	60 RICE	26.73
6 Slater, Douglas	60 1693	27.69
7 Taylor, Samuel	60 UC09	28.98
8 Weir, D. Scott	60 CMS	29.00
Heat 16 of 41 Finals		
1 Brandt, Scott	55 IM	35.87
2 Crook, Bob	58 HUNT	34.63
3 Colburn, Charles	58 XSWM-21	34.12
4 Schark, Mark	56 ELG	33.60
5 Michaels, Charles	59 MOST	33.92
6 Fisher, Dennis	58 NAM	34.30
7 Harris, Alon	58 INDY	35.30
8 Humphrey, Mark	55 INDY	38.00
Heat 17 of 41 Finals		
1 Clark, Gregory	55 LYON-21	33.32
2 Book, John	55 UC17	32.45
3 Ruderma, Richard	59 IM	32.05
4 Pogue, Jim	57 MICH	31.00
5 Shake, Joe	59 PALM	31.21
6 Vickers, Mark	59 SWIN-16	32.40
7 Vear, Donald	58 LYON-21	33.00
8 Mansilla, Frankin	58 NEM	33.43
Heat 18 of 41 Finals		
1 Grzeszczak, John	59 HAFL	30.37
2 Freund, Robert	56 XCL-07	30.02
3 Brenton, Ken	59 MINN	29.50
4 Stultz, Todd	58 SYSM-14	28.70
5 Whelchel, David	56 LIB	29.10
6 Miller, Brent	58 MOVY	29.62
7 Hagen, Dean	55 ARIZ	30.18
8 Cole, Andrew	55 HAFL	30.90
Heat 19 of 41 Finals		
1 Haynie, Carl	57 PSM	28.07
2 Hering, Brad	56 PSM	27.37
3 Ross, David	56 IAMA	26.84
4 Britt, Clay	57 ANCM	25.88
5 Hughey, Richard	55 AMS	26.23
6 Gibson, Dave	57 IM	27.30
7 Yarid, Jay	55 RICE	28.00
8 Neuman, Larry	55 RAMS	28.54

Heat 20 of 41 Finals		
1 Miller, Dana	52 SWOM	52.80
2 Hansen, Joseph	53 WMAC	36.00
3 Livingston, Tommy	50 MMA	32.19
4 Davis, Paul	54 IM	31.00
5 DeWitt, Martin	53 PCY-17	31.81
6 Frisz, Troy	50 UC16	35.98
7 Bamman, John	51 SKY	50.00
Heat 21 of 41 Finals		
1 Young, Robert	53 MINN	30.04
2 Moll, Sebastian	53 REDT	29.10
3 Tapiero, Dan	50 NYAC	29.03
4 Shaffer, Mike	52 VCM	28.20
5 Cassidy, John	53 MICH	29.00
6 Mench, Edward	51 SYSM-14	29.04
7 Horwitz, Peter	53 SFTL	29.85
8 Birnbrich, Mark	51 NAM	30.69
Heat 22 of 41 Finals		
1 Morris, Richard	54 NAM	28.00
2 Mehok, George	50 SYSM-14	27.14
3 Williams, Neill	50 DCAC	26.49
4 Malas, Bryan	50 IM	25.21
5 Tuchler, Jim	53 IM	26.20
6 Moran, Marty	51 NCMS	26.54
7 Webber, James	50 CMS	27.74
8 Christensen, Kurt	52 MICH	28.09
Heat 23 of 41 Finals		
3 McPeak, Charles	47 SPP	33.60
4 Hohn, Chris	49 SDSM	32.31
5 Jennings, Jim	48 MICH	33.60
6 Drewes, Frank	48 DASC	48.44
Heat 24 of 41 Finals		
1 Rose, Patrick	49 SBRM-16	30.88
2 Vogler, Terry	45 PALM	30.19
3 Rabinowitz, Max	47 AKMS	29.32
4 Whiteway, Jeff	47 MEDM	28.46
5 Bishop, Christopher	46 BUMS	28.70
6 Pugh, Greg	48 FSAM-16	29.99
7 Castle, Matt	46 PSM	30.40
8 Barrett, Sean	46 IM	31.00
Heat 25 of 41 Finals		
1 Alsborg, Maoz	49 PSM	28.00
2 Nance, Chad	45 NAM	27.80
3 Samaddar, Robin	45 UC48	27.60
4 Zilich, Kurt	45 PBM	27.53
5 King, Eric	46 NCMS	27.59
6 Polack, Tim	49 INDY	27.67
7 Samaddar, Kris	45 UC48	27.95
8 Tadla, Jarek	46 SFTL	28.18
Heat 26 of 41 Finals		
1 Carlson, Michael	49 MMA	27.01
2 Beach, Christopher	48 PBM	26.28
3 Rees, Greg	48 SVY	25.87
4 Dreitzler, Todd	48 PSCM	25.21
5 Wegner, Dan	46 LVM	25.35
6 Raese, TR	45 NTA-21	26.26
7 Urban, Mark	48 IM	26.75
8 Seguin, Mark	45 MINN	27.09

Heat 27 of 41 Finals		
2 Bayliss, Adam	42 WMAC	38.71
3 Huffman, Shane	41 SBRM-16	32.38
4 Myhre, Adam	43 LIB	29.60
5 Kilburn, David	41 OREG	30.47
6 Heaton, Joseph	44 SBRM-16	35.10
7 Gubaras, Aldas	43 IM	46.58
Heat 28 of 41 Finals		
1 Gray, Tim	42 SBRM-16	29.50
2 Jones, Cody	43 BCTM	29.15
3 Fort, Patrick	40 IM	28.80
4 Maydak, Jeffrey	44 NAST	28.09
5 Olson, Jeff	42 FSAM-16	28.22
6 Strock, Justin	40 SHAM-11	28.98
7 Bingaman, Cory	43 ALEX	29.17
8 Betenbaugh, David	42 PALM	29.56
Heat 29 of 41 Finals		
1 Sinel, Craig	43 WH20	27.80
2 Stephens, Chris	44 NASH	27.50
3 Staley, Matt	40 UC41	27.12
4 Nakahodo, Sidney	42 BCTM	26.75
5 Recker, Jeffrey	41 MINN	26.86
6 Swope, Paul	43 SLAM	27.46
7 Williams, Rich	42 1693	27.57
8 Tetzlaff, Maurice	41 IM	28.04
Heat 30 of 41 Finals		
1 Hartsock, Steve	44 INDY	26.52
2 Briseno, Osiris	42 NAM	25.35
3 Cole, David	42 CRUZ	24.99
4 Addadi, Mehdi	40 CMS	24.50
5 O'Sullivan, Chris	43 CMS	24.53
6 Bell, David	42 CRUZ	25.19
7 Warren, Ryan	43 INDY	25.50
8 Greenwood, Scott	40 TOC	26.60
Heat 31 of 41 Finals		
1 Murphy, Ryan	38 JYMF-16	38.00
2 Mettham, Michael	37 CON	31.36
3 Ford, Torrence	36 WHA	29.34
4 Bernhardt, William	39 SBRM-16	29.18
5 Chavez, Mirko	38 SKY	29.23
6 Brown, Ryan	36 SBRM-16	30.00
7 Cunningham, Kevin	38 LYON-21	35.00
Heat 32 of 41 Finals		
1 Jotautas, Mike	38 SKY	28.90
2 Stackhouse, Adrian	36 SBRM-16	28.00
3 Hunte, Edward	38 NAM	27.10
4 Cuticchia, Tom	35 LAKY-17	26.80
5 Flemming, Ross	37 UC15	27.09
6 Jiracek, Jakub	38 AKMS	28.00
7 Roper, Matt	37 DAM	28.02
8 Mosley, Thomas	38 IM	28.91

2018 Nationwide USMS Spring Nationals - 5/10/2018 to 5/13/2018

IU Natatorium, Indianapolis

Meet Program - Saturday, May 12, 2018

Heat 33 (#24 Men 50 Yard Backstroke)

1	Gaudreau, Maxime	35 SFTL	26.50
2	Oglesby, Matthew	37 WMAC	25.29
3	Lotano, Daniel	37 PBM	24.80
4	Doak, Kevin	37 MICH	23.23
5	Marshall, Matthew	35 TOC	24.00
6	Wang, Timothy	35 TOC	25.14
7	Holsman, Trent	37 TOC	25.88
8	Weidner, Tim	37 ELG	26.69

Heat 34 of 41 Finals

1	Gough, Neville	30 SKY	33.00
2	Bey, Matthew	34 NAM	29.00
3	Schwarz, Kurt	32 FAIR	28.49
4	Taylor, Jonathan	30 TOC	28.00
5	McFee, Andrew	32 MICH	28.16
6	Galvan-Sarabia, Luis	33 INDY	28.95
7	Schapiro, Adam	31 SWOM	31.12

Heat 35 of 41 Finals

1	Donihe, Phil	34 GWSA-45	27.01
2	Talbott, Christopher	31 TOC	26.50
3	Weyandt, Todd	30 GAJA	25.96
4	King, Nathan	33 NAM	24.98
5	Elber, Joel	30 FSAM-16	25.09
6	Wang, Jackson	30 TOC	25.99
7	Fisher, Zachary	32 NAM	26.90
8	Bower, Kenny	30 TOC	27.27

Heat 36 of 41 Finals

1	Sykes, Christopher	29 XSWM-21	30.99
2	Rodriguez, Carlos	29 TFAM-26	30.46
3	Weisser, Karl	27 SBRM-16	29.44
4	Bush, Jeffrey	29 UC16	30.89
5	Shay, Tyler	22 WMAC	45.00
6	Kolb, William	23 SKY	28.09
7	Hsieh, Alan	24 NEM	28.38

Heat 37 of 41 Finals

1	Gildea, Chris	26 IRM-16	28.00
2	Hubbard, Max	26 UC30	27.49
3	Sutton, Richard	25 ROSE	27.00
4	MacKay, Ian	25 TOC	26.00
5	Davis, Cole	25 TOC	26.50
6	Catlin, Andrew	29 INDY	27.12
7	Lubisco, John	25 MICH	27.58
8	Griffioen, Luke	27 MICH	29.41

Heat 38 of 41 Finals

1	Williams, Rowan	25 NAM	25.68
2	Koon, Nolan	28 TOC	25.11
3	Johnson, Christopher	25 IM	24.86
4	Alef, Grant	25 SLAM	24.53
5	Ferguson, Kevin	28 TOC	24.55
6	Hurko, Matt	26 TOC	25.00
7	Foster, Dana	28 TOC	25.50
8	Sauter, Trace	29 NCMS	25.78

Heat 39 of 41 Finals

1	Murray, Matthew	26 TOC	23.80
2	Porrizzo, Ralph	25 ROSE	23.64
3	Saeta, Andrew	27 TOC	23.50
4	Raigla, Kaspar	29 BCTM	23.08
5	Birnbrich, Zachary	26 NAM	23.49
6	Shivakumar, Varun	27 WLAC	23.53
7	Jarzen, Jacob	27 CSPM	23.73
8	Trowbridge, Nicholas	26 TOC	24.09

Heat 40 of 41 Finals

1	Szuba, Timothy	23 MICH	27.72
2	Walters, Adam	20 UC16	27.16
3	Brown, Bronson	23 UC21	26.00
4	Kreider, Joshua	21 WMAC	25.99
5	Mitchell, Timothy	24 STRM-30	26.00
6	Mefford, Jake	24 WCM	26.57
7	Nguyen, Joseph	23 UC07	27.50
8	Korabelnikov, Tomer	19 WMAC	27.99

Heat 41 of 41 Finals

1	Hoffmann, Romano	24 CGAC-16	25.15
2	Van Cleave, Kevin	20 WMAC	24.66
3	Logan, Blake	21 SLAM	23.21
4	Bateman, Cole	23 WMAC	22.50
5	Burton, Logan	22 WMAC	22.79
6	Lucev, Ante	20 CGAC-16	23.52
7	Havton, Jonathan	19 GRA	25.00
8	Wagner, Matthew	23 SLAM	25.67

#25 Women 200 Yard Butterfly

	Name	Age	Team	Seed	Time
--	------	-----	------	------	------

18-24

1	Schaetz, Emma	18 WMAC	2:05.14
2	Bruce, Madeline	23 IM	2:14.00
3	Krull, Caitlin	22 IM	2:16.99
4	McWilliams, Haley	23 PALM	2:18.04
5	Perez, Esmeralda	23 WMAC	2:25.00
6	Fittipaldi, Carolyn	24 MINN	2:30.00
7	Jones, Amanda	18 NCMS	2:42.06
8	Conley, Bekah	20 WMAC	3:35.00

25-29

1	Saiz, Hannah	26 KENM	1:57.48
2	Kastes, Katie	29 TOC	2:04.49
3	Holmes, Leigh	25 IM	2:10.56
4	Pedote, Elyssa	25 TOC	2:12.50
5	Collyer, Courtney	27 NYAC	2:15.50
6	McCartney, Theresa	25 BCTM	2:19.48
7	Marks, Jamie	29 SFTL	2:19.77
8	Langford, Lauren	29 AKMS	2:21.77
9	Heathcott, Maria	29 SWIN-16	2:24.98
10	Turner, Lauren	25 ROSE	2:26.54
11	Williams, Holly	28 VALM	2:28.38
12	Fieni, Sadie	28 PALM	2:29.01
13	Robertson, Lindsay	29 SNM	2:49.76
14	Miller, Kristina	27 AKMS	4:03.33

30-34

1	Greene, Shannon	32 1693	2:21.11
2	Schneider, Leah	33 WMAC	2:22.22
3	Sciaccia, Krysten	30 BCTM	2:23.02
4	Braniecki, Ashley	32 O*H*-18	2:23.52
5	Frimerman-Bergquist, S:	34 HOPK	2:27.71

6	Sawicz, Kasia	33 CHEL	2:30.00
7	Capizzi, Stefanie	31 ROSE	2:34.59
8	Rood, Jenny	33 NEM	2:37.27
9	Bofinger, Sarah	31 L4S	2:37.55
10	Harriman, Sarah	34 PALM	2:40.00
11	Lau, Amanda	33 SLAM	2:40.50
12	Nelson, Hanna	30 UC32	3:05.22

35-39

1	Moro, Erin	39 PALM	2:09.72
2	Williams, Melinda	36 NEM	2:21.36
3	Schneider, Erin	39 WMAC	2:28.00
4	Holland, Irish	38 NCMS	2:30.00
5	Lawrence, Laura	38 WCM	2:33.64
6	Weaver, Jenny	37 INDY	2:35.50
7	Louhichi, Nadia	37 SNM	2:42.48
8	Richardson, Lindsay	38 MICH	2:51.27
9	Stutz, Kathleen	35 SFTL	2:53.15
10	Davies, Patti	35 NAST	3:13.17
11	King, Sarah	35 ADMS	6:30.00

40-44

1	Tobias, Erin	40 NAST	2:24.24
2	Ella, Ellen	40 PSM	2:36.00
3	Lawrie, Dawn	42 SNM	2:41.53
4	Crusco, Kysa	42 NEM	2:48.78
5	Baudis, Christina	41 NEM	2:48.80
6	Marvin, Linda	44 INDY	2:50.62
7	Kopp, Melanie	42 NAM	3:10.00
8	Volz, Kristin	44 SFTL	3:57.84
9	Holbrook, Dana	44 SKY	4:00.00

45-49

1	Davidson, Michelle	47 GSM	2:30.31
2	Griffin, Kara	48 UC38	2:40.82
3	Day, Nadine	47 INDY	2:44.26
4	Sinitz, Cheryl	49 WMAC	2:55.00
5	Peroni, Diana	45 NUTS	2:56.29
6	Werhane, Cynthia	49 OREG	2:58.45
7	Postma, Terri	48 GERM	3:00.00
8	Sorensen, Susan	49 SNM	3:01.22
9	Veen, Maria	47 MICH	3:06.15
10	Richardson, Melissa	47 MICH	3:13.00
11	Carter, Eddie	47 NCMS	3:19.03
12	Goodrich, Kris	46 MICH	4:00.00

50-54

1	Willeboordse, Fall	52 BCTM	2:18.41
2	Hug, Laurie	53 1776	2:22.22
3	Shuck, Susie	52 INDY	2:29.81
4	Avery, Brenda	53 KONA	2:37.50
5	Dore, Mary	54 NCMS	2:42.29
6	Biegler-Ciaccio, Leslie	51 IM	2:44.50
7	Jensen, Lauren	50 WMAC	2:46.28
8	Westerman, Karen	50 SPM	2:46.93
9	Carpenter, Erin	50 MICH	2:53.00
10	Stutsman, Rachel	51 INDY	2:53.16
11	Pierce, Julie	50 MICH	2:58.76
12	Zien, Livia	52 SPM	3:04.41
13	Phillips, Lisa	50 THT-16	3:40.00
14	Zapolski, Stacey	50 IAMA	3:50.04
15	Sepulveda, Migdalia	50 ELG	4:40.00

55-59

1	Klestinec, Robin	56 NAM	2:28.00
---	------------------	--------	---------

2018 Nationwide USMS Spring Nationals - 5/10/2018 to 5/13/2018

IU Natatorium, Indianapolis

Meet Program - Saturday, May 12, 2018

55-59...(#25 Women 200 Yard Butterfly)

2	Hung, Maria	57 SFTL	2:33.99
3	Froehlich, Kathryn	56 IM	2:42.23
4	Russell, Jane	55 DAM	2:43.48
5	Van Horn Pate, Val	55 VMST	2:44.22
6	Delorey, Laura	55 NEM	2:50.55
7	Jensen, Sue	57 NEM	2:52.97
8	Brown, Denise	58 MICH	2:53.66
9	Gifford, Kathryn	57 SWIN-16	3:00.00
10	Martoni, Samantha	56 ARIZ	3:16.62
11	Barkley, Maryanne	57 SLAM	3:21.46
12	Henley, Cynthia	59 SFTL	3:26.57
13	Thorpe, Jacqueline	57 MICH	3:37.80
14	Bauer, Diann	59 SLAM	3:46.00
15	Vollmer, Patti	56 INDY	3:50.00
16	Feldkircher, Mary	57 O*H*-18	3:58.00
17	Grady, Marci	59 SFTL	3:59.17
18	Jones, Diane	56 SLAM	4:25.49
19	Bayless, Jerrilynn	56 THT-16	4:45.00

60-64

1	Granger, Traci	60 LAPS	2:40.00
2	Alioto, Laurie	60 WMAC	2:45.35
3	Steadman Martin, Nancy	63 GSM	3:01.00
4	Taylor, Barbara	63 KONA	3:18.95
5	Quinn, Phyllis	62 TOC	3:21.92
6	Burlingame, Sharon	61 TNAQ	3:25.00
7	Lampe, Betty	62 SVY	3:34.93
8	Eastridge, Joannie	63 ARIZ	3:36.40
9	Emmrich, Ann	61 IM	3:39.37
10	Larson, Linda	62 SFTL	3:55.77
11	Knowles, Nancy	60 SWIFT	4:25.19

65-69

1	Guthrie, Sally	68 SMST	3:24.00
2	Vogel, Aileen	66 ELG	3:34.70
3	Fitzpatrick, Maureen	66 PBM	4:05.99
4	Smith, Melinda	65 O*H*-18	4:10.00
5	Martin, Michelle	69 SFTL	4:21.00
6	Schemanske, Carol	65 MICH	6:52.26

70-74

1	Barnea, Daniela	74 STAN	3:39.15
2	Larsen, Babs	70 MINN	3:50.00
3	Pohlmann, Mary	73 SLAM	4:02.56

75-79

1	Case, Mary Ann	78 ARIZ	3:53.83
2	Meyers, Susan	76 SYSM-14	3:55.46
3	Harris, Carol	77 UC28	5:47.00

#26 Men 200 Yard Butterfly

	Name	Age	Team	Seed	Time
18-24					
1	Torres, Luke	23	SFTL		1:53.00
2	Havton, Jonathan	19	GRA		1:54.17
3	Barton, Tanner	22	NAM		1:55.50
4	Helander, Aaron	23	MICH		1:56.31
5	Kertesz, Kristof	24	SFTL		1:57.76
6	Woudenberg, Casey	24	UC41		1:59.00
7	Szuba, Dan	24	MICH		2:00.19
8	Wasko, Cameron	24	PBM		2:05.00
9	Watson, James	23	SLAM		2:05.60
10	Pederson, Nicholas	21	PSM		2:05.63
11	Lum, Andrew	24	ROSE		2:08.50

12	Baetzold, Seth	23	UC30	2:09.99
13	Rousseau, Jean-David	24	SFTL	2:10.77
14	Cooper, Jeremy	23	UC10	2:13.15
15	Christensen, Kyle	21	MICH	2:15.00
16	Korabelnikov, Tomer	19	WMAC	2:15.00
17	Millard, Jelani	24	LTMM	2:22.66

25-29

1	Glaser-Garbrick, Dan	27	DAS	1:54.92
2	Mathews, Sean	28	MOVY	1:55.00
3	Finke, Ryan	25	WMAC	1:56.08
4	Offutt, Bryan	26	TOC	1:58.00
5	Fox, Will	25	NCMS	2:02.43
6	Yntema, Douwe	29	TOC	2:04.39
7	Casey, Aaron	29	TOC	2:06.00
8	Stiles, David	28	SPM	2:07.54
9	Lucchesi, Michael	26	WMAC	2:08.00
10	Davis, Joshua	27	IM	2:08.12
11	Chan, Daniel	27	SYS-55	2:15.00
12	Magazine, Andrew	27	PBM	2:20.99

30-34

1	Tomas, Matej	34	SFTL	1:57.00
2	Lau, Jonathan	32	SLAM	2:00.34
3	McCleary, Daniel	34	AMBU-25	2:01.52
4	Young, James	34	AGUA	2:04.61
5	Cavadini, Louis	33	SBRM-16	2:10.10
6	Rosales Yopez, Jose	32	MINN	2:14.41
7	O'Neal, Matthew	31	INDY	2:15.00
8	LeMoine, Benjamin	33	PALM	2:15.99
9	Bey, Matthew	34	NAM	2:20.00
10	Wilson, Todd	32	PBM	2:20.47

35-39

1	Moran, Daniel	36	NEM	1:54.24
2	Danner, Gregory	37	FAIR	1:54.41
3	Hansen, Scott	35	BCTM	1:55.51
4	Ostermann, Jeff	39	UC16	1:57.61
5	Vanderkaay, Christian	36	MICH	1:58.57
6	Gaines, Billy	37	GRA	1:59.50
7	Batchelder, John	37	CMS	2:08.27
8	Malik, Michael	36	PALM	2:09.70
9	Hunte, Edward	38	NAM	2:10.54
10	Bonis, Joshua	38	WMAC	2:15.00
11	Cedano, Noel	38	SFTL	2:15.94
12	Goler, Jonathan	37	SFTL	2:17.32
13	Rouch, Stephen	37	INDY	2:19.41
14	Loder, Scott	37	PBM	2:19.95
15	Berwald, Joshua	38	PBM	2:40.81

40-44

1	Babcock, Andrew	40	WMAC	2:02.06
2	Szabados, Bela	44	WLAC	2:02.19
3	Doherty, Kevin	44	CMS	2:03.66
4	Halbert, Jeffrey	43	INDY	2:04.02
5	Bardak, Peter	41	IM	2:07.08
6	Martinez, Juan	42	SFTL	2:08.00
7	Martinko, John	40	PAC-6	2:09.09
8	Valle, Marc	44	ARIZ	2:09.12
9	Dawkins, Adam	42	SWIN-16	2:10.00
10	O'Malley, Mark	41	INDY	2:11.27
11	LaMastra, James	42	NAM	2:13.39
12	Adams, James	40	OREG	2:14.59
13	Zupancic, Joseph	42	CMS	2:15.00

14	Hill, Keith	43	NAM	2:15.00
15	Murphy, Nathan	40	PSM	2:15.00
16	Decker, John	43	GS	2:16.70
17	Miller, Matt	40	OREG	2:22.58
18	Martin, Patrick	41	ABM	2:23.00
19	McKenna, Stephen	40	MICH	2:25.00
20	Forst, Jeremy	40	INDY	2:46.00

45-49

1	Solano, Abraham	48	SKY	2:02.00
2	Andersen, Morten	47	NCMS	2:02.51
3	Roddin, Jeffrey	49	ANCM	2:05.00
4	Lee, Lawrence	49	NCMS	2:06.78
5	Steed, Chad	46	MICH	2:11.71
6	Hanssen, Erik	46	PBM	2:12.56
7	Luebke, Phillip	47	BOZE-31	2:15.03
8	Linton, Tom	47	PBM	2:18.25
9	Lindahl, Lennart	48	PBM	2:20.00
10	Herman, Eric	46	SPM	2:22.03
11	Winter, Doug	49	PSM	2:23.69
12	Robb, Jeff	46	SWIN-16	2:24.44
13	Wuchte, Mathew	47	MICH	2:24.57
14	Mc Bride, Patrick	48	USF	2:25.15
15	King, Eric	46	NCMS	2:25.99
16	Colburn, Christopher	46	ABM	2:26.10
17	Ronau, Matt	46	SKY	2:26.88
18	McCoy, Peter	48	MATT	2:28.07
19	Young, Michel	47	VCM	2:30.00
20	Dolence, Mike	45	INDY	2:31.00
21	Patrick, Gary	49	SFY	2:34.22
22	Sturdy, Patrick	48	MICH	3:00.00
23	Conley, Scotty	48	WMAC	3:15.00

50-54

1	Magee, Mark	50	GRA	2:02.26
2	Brundage, Patrick	51	ARIZ	2:05.39
3	Shaffer, Mike	52	VCM	2:05.90
4	Moran, Marty	51	NCMS	2:08.08
5	Schuster, Fred	54	PSCM	2:12.03
6	Fischer, Andy	51	SFTL	2:16.00
7	Birnbrich, Chris	54	NAM	2:17.55
8	Oyler, Paul	52	UC11	2:20.00
9	Brandt, Mark	52	IM	2:20.70
10	Ekman, Evan	53	PALM	2:20.93
11	Segarra, Rafael	54	SFTL	2:23.90
12	Jones, Brad	52	PSM	2:25.00
13	Hopson, Bruce	52	SLAM	2:27.67
14	Jacobs, Dave	50	IM	2:27.79
15	Elizondo, Bill	50	FWYS-16	2:29.50
16	Wilhelm, John	50	NAM	2:30.00
17	Welklin, David	52	NAST	2:30.00
18	Collins, Theodore	54	ARIZ	3:02.00

55-59

1	Sims, David	55	IM	1:59.00
2	LaMonica, Mike	57	PBM	2:05.91
3	Jenkins, Timothy	56	IM	2:18.00
4	Naylor, Jeff	59	NEM	2:20.35
5	Valley, Eric	56	MOVY	2:21.96
6	Richards, Scott	57	WMAC	2:22.22
7	Grisa, Thomas	56	WMAC	2:25.42
8	Dauginas, Joe	55	USMS-16	2:26.74
9	Melanson, Edward	55	CMS	2:30.00

2018 Nationwide USMS Spring Nationals - 5/10/2018 to 5/13/2018**IU Natatorium, Indianapolis****Meet Program - Saturday, May 12, 2018****55-59...(#26 Men 200 Yard Butterfly)**

10	Cummings, Brian	58 INDY	2:30.00
11	Schuldinger, Michael	56 MICH	2:32.89
12	Marks, Ronald	59 SFTL	2:33.26
13	Fitzmorris, Drew	58 MICH	2:35.37
14	Hathaway, David	57 OREG	2:37.00
15	Bychowski, James	57 IM	2:45.00
16	Chatinover, Jonathan	56 NEM	2:45.00
17	Raine, Charlie	58 LAPS	2:59.99
18	Treiman, Gerald	57 UTAH	3:13.42
19	Harvey, Nathan	58 MICH	3:48.06

60-64

1	Halley, Franklin	60 DAS	2:19.48
2	Morales, John	60 SRM	2:20.48
3	Sanchez, Greg	60 NCMS	2:20.64
4	Davis, Kern	63 SPM	2:22.22
5	Ursu, Andrei	60 ELG	2:25.00
6	Seibt, Andreas	60 IM	2:25.00
7	Wasserman, Neil	63 PCY-17	2:31.52
8	Chambers, John	62 CHEL	2:33.00
9	Haberek, Cork	61 SKY	2:33.50
10	Knowles, Andy	63 SWIFT	2:35.65
11	Sokolow, Steven	62 AGUA	2:47.00
12	Phillips, Mike	61 MICH	2:47.00
13	Gutowski, Mark	62 NKSM-41	2:48.00
14	Ferron, Lars	62 PBM	2:54.07
15	Clark, David	60 WMAC	3:00.00
16	Aumiller, Joe	60 MICH	3:11.95
17	Mering, Kenneth(Doug)	61 WMAC	3:29.15
18	Miller, Jamie	63 NCMS	4:46.05
19	Forgione, David	63 MICH	5:30.00

65-69

1	Dodson, Phil	65 IM	2:26.83
2	Modjeska, Mark	65 ARIZ	2:27.80
3	Schlicher, Fred	69 NEM	2:33.50
4	Bright, David	65 NEM	2:42.18
5	Gerber, Gregory	66 KMSC-39	2:44.60
6	Bell, Alan	68 PSM	2:51.00
7	Kennedy, James	66 CMAM	3:06.18
8	Gustafson, Lee	66 TPIT	3:14.69
9	Millholland, Carl	65 WMAC	3:15.00
10	Sterne, Erik	65 ROSE	3:15.85
11	Mange, Kenneth	65 PSK	3:22.00
12	Langendorfer, Stephen	67 BUMS	3:55.99
13	Hoefler, Fritz	68 NAM	4:00.00
14	Bly, Phillip	65 INDY	4:20.00
15	McCord, John	69 TNAQ	4:40.00

70-74

1	Miller, Douglas	71 SLAM	2:48.00
2	Rudloff, Jr., Edward	70 TOC	2:57.50
3	Carney, Kent	70 CMS	2:57.96
4	LeMaster, Stan	70 IAMA	3:05.34
5	Meehan, Tom	71 WMAC	3:08.10
6	Myers, Richard	70 NEM	3:09.00
7	Long, Robert	70 IM	3:22.44
8	Osborne, Oz	72 ELG	3:33.12
9	Shaffer, Craig	72 ARIZ	3:33.21
10	Schein, Howard	73 IM	4:05.59

75-79

1	Roddin, Hugh	76 ANCM	3:20.00
2	Lokensgard, Erik	75 MICH	3:30.00

3	Straka, Peter	75 NOR	3:42.00
4	Wolfe, Artie	78 UC32	3:46.66
5	Raffaelli, Larry	75 VCM	4:13.00
6	Stover, John	76 MICH	4:18.00

80-84

1	Lauer, William	83 TNAQ	3:43.24
2	Fasbender, Barry	80 OREG	4:32.97

90-94

1	Maine, Thomas	92 SLAM	6:20.41
---	---------------	---------	---------

#27 Women 100 Yard IM**Sponsor: Fyzical Therapy and Balance Center-
ProPT Danville, IL NALANI DAY****Lane Name Age Team Seed Time****Heat 1 of 43 Finals**

2	Gelman, Rita	85 MICH	3:28.32
3	Schick, Mary	85 IM	3:04.72
4	Belson, Sally	69 MICH	2:00.40
5	Cooper, Carolyn	68 SFY	2:52.51
6	Gogola, Laura	82 MICH	2:13.34

Heat 2 of 43 Finals

1	Manheim, Lucy	75 RMST	2:11.63
2	Shockro, Ellen	75 ROSE	2:08.24
3	Dillon Stewart, Jane	75 WMAC	1:46.73
4	Meyers, Susan	76 SYSM-14	1:40.00
5	Ward, Joy	75 OREG	1:42.90
6	Stretch, Nancy	78 TOC	1:57.00
7	Cheng, Angela	76 MICH	2:55.69
8	Casey, Kathrine	69 PSM	1:58.43

Heat 3 of 43 Finals

1	Webb, Linda	72 SFTL	1:48.88
2	Hill, Marcia	73 WCM	1:46.07
3	Montrella, Beverly	71 MVN	1:25.45
4	Toppel, Margaret	70 OREG	1:16.96
5	Uustal, Diann	71 NEM	1:19.29
6	Page, Anne	70 SPM	1:33.25
7	Cammann, Cassie	71 MICH	1:47.19
8	Kubek, Ginny	71 NAST	2:09.95

Heat 4 of 43 Finals

1	Franas, Ann	66 MICH	1:50.00
2	Myer, Cynthia	65 O2	1:42.50
3	Reid, Colleen	68 HIMA	1:38.42
4	Smith, Mary	65 SUSA	1:34.66
5	Van Dyke, Anne	65 MICH	1:35.82
6	Flinn, Emma	68 MESC	1:41.19
7	Tyler, A Susan	69 SNM	1:45.21
8	Loehr, Molly	66 IM	1:50.27

Heat 5 of 43 Finals

1	Douglass, Marilyn	68 O*H*-18	1:33.61
2	Seaton, Jessica	65 WH20	1:29.45
3	Bisogno, Laurie	65 MOVY	1:26.00
4	McCloskey, Cecilia	68 SFTL	1:13.00
5	Wolff, Melinda	65 1776	1:17.68
6	Remak-Ziff, Heidi	66 GSM	1:28.40
7	Zirger, Brigitte	65 MICH	1:29.62
8	Robinson, Lauren	65 ARIZ	1:34.09

Heat 6 of 43 Finals

1	Debolt, Dorothy	56 SFY	1:52.56
2	Grebe, Suzanne	56 MICH	1:43.00
3	McCracken, Elaine	55 MMA	1:27.62
4	Hawes, Susan	57 FSAM-16	1:31.21
5	Amelon, Mitzi	55 MICH	1:51.81
6	Rezmer, Nancy	61 WMAC	1:56.85
7	DiLaura, Sallie	60 SKY	1:50.00
8	Macku, Alison	63 SFY	2:30.00

Heat 7 of 43 Finals

1	Taffee, Roberta	62 MICH	1:47.36
2	Kremer, Marianne	62 NKSM-41	1:34.34
3	Guins, Ann	64 SYSM-14	1:26.67
4	McTavish, Sandie	63 ARIZ	1:25.71
5	Barnes, Pat	60 INDY	1:25.90
6	Curl, Mary	61 SKY	1:30.00
7	Alt, Susan	63 MICH	1:45.00
8	Bobo, Carol	62 IM	1:48.00

Heat 8 of 43 Finals

1	Penney, Debra	60 UTAH	1:25.61
2	Kimball, Patricia	62 KONA	1:25.00
3	Garton, Barbara	60 DAMM	1:24.65
4	Goodwin, Kim	60 NEM	1:22.56
5	Watts, Sue	63 1776	1:23.00
6	Beck, Pam	61 O*H*-18	1:24.98
7	Weir, Sue	61 MICH	1:25.00
8	Romberg, Valerie	62 INDY	1:25.69

Heat 9 of 43 Finals

1	Klatzkin, Amy	62 USF	1:20.86
2	Maltry, Cynthia	63 WMAC	1:17.07
3	Ryan, Wendy	60 BUMS	1:13.25
4	Noyes, Penny	63 SKY	1:08.45
5	Ganze, Cathy	60 SDSM	1:10.15
6	Blattner, Susan	60 MOVY	1:17.00
7	Gilmore, Cindy	62 SUSA	1:18.71
8	Alton, Dale	60 NCMS	1:22.00

Heat 10 of 43 Finals

1	Elkis-Abuhoff, Deborah	55 XCL-07	1:27.00
2	Schwartz, Lisa	55 IM	1:25.70
3	Szymczak, Wendy	59 MICH	1:24.87
4	Attin Neville, Debra	58 SFTL	1:23.59
5	Ellwood, Margaret	55 WMAC	1:24.50
6	Ward, Mimi	59 SKY	1:25.24
7	Morse, Celia	57 NASH	1:26.62
8	Sedivy, Angela	55 NAM	1:27.17

Heat 11 of 43 Finals

1	Maleike, Corinna	58 CMS	1:21.58
2	Carter, Ruth	59 AKMS	1:20.70
3	Norwood, Roberta	58 INDY	1:20.00
4	Miller, Patricia	57 VMST	1:19.59
5	Stokes, Karin	57 NEM	1:19.62
6	Stratton, Christine	59 IM	1:20.54
7	Book, Kari	57 UC17	1:20.71
8	Caldwell, Kris	56 KENM	1:22.38

2018 Nationwide USMS Spring Nationals - 5/10/2018 to 5/13/2018

IU Natatorium, Indianapolis

Meet Program - Saturday, May 12, 2018

Heat 12 (#27 Women 100 Yard IM)			Heat 18 of 43 Finals			Heat 24 of 43 Finals					
1	Goodridge, Janet	55 LYON-21	1:17.96	1	Wilson, Jamie	51 PALM	1:09.30	1	Sturdy, Clisty	44 MICH	2:00.00
2	Cort, Hayley	56 AGUA	1:17.40	2	Cleavenger, Becky	54 CVMM	1:08.48	2	Holbrook, Dana	44 SKY	1:30.00
3	Berger-Mann, Sue	58 MICH	1:16.34	3	Buxton, Sylvia	52 SYSM-14	1:06.46	3	Bowser, Lori	40 INDY	1:25.16
4	Kellinger, Jenny	55 VMST	1:14.46	4	McIntyre, Shannon	53 PSM	1:04.60	4	Nielson, Kelli	43 ZAM-16	1:22.65
5	Andrews, Theresa	55 PBM	1:16.10	5	Dillmann, Liz	53 IM	1:05.60	5	Phillips, Leslie	41 INDY	1:25.00
6	Redig, Patty	58 IM	1:17.28	6	McPherson, Chris	50 ENSW	1:07.05	6	De Boer, Karen	42 MMA	1:29.58
7	Clary, Barbara	56 O*H*-18	1:17.77	7	Gass, Melissa	50 NCMS	1:09.27	7	Brown, Leslie	44 SKY	1:40.00
8	Petersen, Stephanie	56 SLAM	1:18.36	8	Karas-Foltz, Bonnie	53 MICH	1:09.46	Heat 25 of 43 Finals			
Heat 13 of 43 Finals			Heat 19 of 43 Finals			Heat 26 of 43 Finals					
1	Koster, Carolyn	56 POST	1:11.90	1	Nelson, Tanja	48 RMST	2:00.00	1	Algera, Bonnie	41 FAC	1:18.27
2	Faurot, Michelle	57 SNM	1:10.95	2	Montgomery, JoLynn	46 MICH	1:40.00	2	Dixon, Lynn	43 UC34	1:16.00
3	Wenzel, Chris	58 PBM	1:09.50	3	Burstall, Danielle	48 MICH	1:31.00	3	Race, Loretta	40 NKSM-41	1:15.55
4	Pipes, Karlyn	56 PBM	1:02.34	4	Beers, Kim	49 UC38	1:25.70	4	Pajeau, Nichelle	43 IM	1:14.65
5	Crouch, Kim	56 UC32	1:07.31	5	Whitney, Julie	48 MMA	1:28.20	5	Shuster, Megan	41 IM	1:15.06
6	Kafka, Heidi	55 IM	1:09.77	6	Kolo, Lisa	49 ISWM	1:40.00	6	Scholz, Amanda	42 SYS-55	1:15.98
7	Brightwell, Kim	58 RMST	1:10.97	7	Maunu, April	45 MICH	1:48.37	7	Smolinski, Carrie	43 IM	1:17.94
8	Lepinski, Cokie	58 ARIZ	1:14.44	Heat 20 of 43 Finals			8	Quick, Holly	41 ELG	1:19.05	
Heat 14 of 43 Finals			1	Lucas-Taylor, Janet	48 WMAC	1:24.38	Heat 27 of 43 Finals				
1	Johnson, Rhonda	54 O*H*-18	2:04.27	2	Henderson, Edwina	47 ZAM-16	1:18.57	1	Klotz, Francine	41 LIB	1:10.59
2	Mehringer, Cheryl	50 INDY	1:40.00	3	Tureau, Corinne	47 NASH	1:16.62	2	Hoover, Molly	41 IM	1:10.00
3	Julian, Katharine	50 MICH	1:39.19	4	Tory, Monica	45 MICH	1:16.27	3	Lindley, Sarah	44 MICH	1:08.51
4	LeBourgeois, Louise	54 IM	1:31.77	5	Meyer, Nicole	45 WMAC	1:16.42	4	Krause, Mary Kay	40 LASH-8	1:07.27
5	Porter, Elizabeth	52 O*H*-18	1:36.31	6	Jackson, Nicole	49 WMAC	1:16.90	5	Levine, Nicola	41 IM	1:08.00
6	Harbison, Audrey	54 THT-16	1:40.00	7	Settimi, Nora	47 WMAC	1:20.82	6	Van orden, Anna	40 CPCT-5	1:10.00
7	Swack, Julie	54 SKY	1:53.19	8	Mattei, Kimberly	46 SBRM-16	1:25.00	7	Iepson, Sarah	40 UC08	1:10.37
8	Burkhart, Kathleen	52 MICH	2:04.40	Heat 21 of 43 Finals			8	Stich, Chris	41 WMAC	1:11.11	
Heat 15 of 43 Finals			1	Woody, Suzanne	45 CPCT-5	1:15.10	Heat 28 of 43 Finals				
1	McNamara, Beth	52 RMST	1:28.34	2	Hrindo, Jan	46 SNM	1:14.74	1	Milliken, Kathleen	40 MICH	1:05.45
2	Apple, Holly	53 BSMT	1:22.53	3	Haberstich, Carrie	46 IM	1:14.08	2	Butler, Sarah	40 PAWW-21	1:03.49
3	Zderko, Carolyn	51 GRA	1:20.27	4	Peterson, Julie	45 ISWM	1:12.88	3	Kemper, Charnele	43 CGAC-16	1:03.00
4	Jones, Rebecca	50 NCMS	1:18.62	5	Colombo, Paula	49 MICH	1:13.00	4	Lindauer, Kerry	43 NCMS	1:01.01
5	Shamrock, Lisa	50 IM	1:20.00	6	Petyk, Jennifer	46 SHAM-11	1:14.19	5	Schwab, Katherine	41 KENM	1:02.54
6	Wetzell, Denise	52 L4S	1:22.38	7	Carter, Eddie	47 NCMS	1:14.78	6	Keiber, Casey	40 SYSM-14	1:03.18
7	Bartkowiak, Sallie	52 MICH	1:22.85	8	Strong, Susan	46 WCM	1:15.68	7	Yocum, Kari	40 PALM	1:05.10
8	Dowling, Pamela	53 WMAC	1:29.10	Heat 22 of 43 Finals			8	Perez, Sarah	42 WMAC	1:07.22	
Heat 16 of 43 Finals			1	Havice, Natalie	45 NAST	1:11.10	Heat 29 of 43 Finals				
1	Michel, Emmanuelle	51 MICH	1:16.30	2	Dussliere, Julie	45 JDAM	1:10.11	1	O'Mahony, Monica	29 INDY	1:25.00
2	Quillen, Diane	54 NCMS	1:15.63	3	Rublein, Susanne	47 MAM	1:09.62	2	Carey, Melissa	26 AGUA	1:21.39
3	Scapini, Karen	51 MICH	1:15.52	4	Stewart, Ann	47 HAFL	1:08.17	3	Davis, Jordan	26 IM	1:23.37
4	Green Blair, Holly	54 PBM	1:15.00	5	Goodman, Theresa	45 SKY	1:09.47	4	Jackson, Molly	35 INDY	2:19.00
5	Kolovou, Tatiana	51 DOC	1:15.30	6	Carter, Jennifer	47 KENM	1:10.00	5	Zircher, Julia	37 SBRM-16	1:28.00
6	Smith, Liesl	53 IM	1:15.56	7	Cham, Candace	45 IM	1:10.29	6	Holcomb, Sarah	39 KENM	1:50.00
7	Linkletter, Chris	52 LAPS	1:16.00	8	Meilner, Adina	46 TULS	1:11.23	7	Rezmer, Gracelyn	20 WMAC	1:27.24
8	Hein, Cindy	51 MICH	1:17.49	Heat 23 of 43 Finals			8	Lauck, Mary	30 SBRM-16	1:45.00	
Heat 17 of 43 Finals			1	Cleven, Detra	49 KAC	1:06.71					
1	Dietrick, Karen	53 PBM	1:14.62	2	Ridge, Jennifer	49 MINN	1:05.24				
2	Dixon, Lou Ann	50 MICH	1:13.12	3	Schaetz, Trina	45 WMAC	1:02.70				
3	Herrington, Jamie	52 SFTL	1:12.62	4	Braun, Erika	46 NCMS	59.43				
4	Groves, Lisa	53 RMST	1:10.24	5	Blackburn, Lisa	46 PBM	1:01.46				
5	Meinholz, Amy	52 WMAC	1:11.60	6	Holland, Amy	46 NCMS	1:05.02				
6	Rossi, Leann	51 ART	1:12.66	7	Goodale, Rainy	48 NEM	1:05.99				
7	Kunovac, Jelena	53 LVM	1:13.26	8	Nieto, Alexandra	45 SKY	1:06.85				
8	McLaughlin, Lisa	54 MVN	1:15.00								

2018 Nationwide USMS Spring Nationals - 5/10/2018 to 5/13/2018

IU Natatorium, Indianapolis
Meet Program - Saturday, May 12, 2018**Heat 30 (#27 Women 100 Yard IM)**

1	Thomas, Hillary	35 GRA	1:21.47
2	Conway, Kieara	39 AKMS	1:18.02
3	Kintop, Kristy	36 WMAC	1:15.13
4	Seidler, Mindy	38 WMAC	1:12.99
5	Szafranski, Lisa	37 MMA	1:14.44
6	Webb, Chrissy	37 NAM	1:16.00
7	Chapman, Sara	36 IM	1:20.60
8	Cammarata, Martha	36 IM	1:25.00

Heat 31 of 43 Finals

1	Pignalberi, Signe	35 AKMS	1:12.12
2	Tibbs, Jackie	38 SKY	1:11.84
3	Johnsen, Amber	39 PAWW-21	1:11.06
4	Mayer-Liotta, Ashley	38 PSCM	1:10.99
5	Thomovsky, Stephanie	39 ISWM	1:11.03
6	Jock, Jessica	39 ADMS	1:11.55
7	Blair, Katie	39 UC16	1:12.00
8	Womble, Jennifer	39 NCMS	1:12.29

Heat 32 of 43 Finals

1	Hine, Clare	35 KAC	1:10.86
2	Mardy, Megan	38 WLAC	1:09.90
3	Gass, Krista	39 1693	1:09.02
4	Carlson, Jennifer	38 RMST	1:06.60
5	Briseno, Amanda	35 NAM	1:08.00
6	Keeler, Susan	39 STAN	1:09.21
7	Somand, Heather	38 MICH	1:10.46
8	Rueda, Marcela	36 SRM	1:10.89

Heat 33 of 43 Finals

1	Miller, Paige	38 MOVY	1:06.13
2	Shepherd, Sara	35 OREG	1:03.44
3	Whitney, Ashley	38 NASH	1:02.50
4	Linke, Lyndsey	38 CMS	1:01.30
5	Watanabe, Naoko	35 TOC	1:01.97
6	Kisel, Michele	36 SFTL	1:02.56
7	Melsen, Krisie	37 MINN	1:05.42
8	Nuudi, Laura	37 PBM	1:06.28

Heat 34 of 43 Finals

1	Mansfield, Nikkie	31 ROSE	1:17.37
2	Stranzl, Colleen	31 L4S	1:16.17
3	Colella, Mariel	32 PSM	1:14.78
4	Gasparovic, Kimberly	30 PALM	1:13.03
5	Pelaez, Cristina	30 IM	1:14.64
6	Wortman, Jennifer	34 MICH	1:15.00
7	Jeske, Ingrid	34 MINN	1:17.15
8	Schukraft, Anne	33 IM	1:25.78

Heat 35 of 43 Finals

1	Jacobs, Naomi	32 SPP	1:12.09
2	Ellison, Kristen	32 IM	1:11.66
3	O'Brien, Martha	33 WMAC	1:10.53
4	Sitarz, Rachel	33 ISWM	1:05.99
5	Newcom, Rachel	33 INDY	1:10.00
6	Gilson, Kristine	30 IM	1:10.94
7	Younkins, Karen	31 SPP	1:11.93
8	Betenbaugh, Adrienne	32 PALM	1:12.12

Heat 36 of 43 Finals

1	Hibbard, Kate	33 GRA	1:05.29
2	Erickson, Lauren	33 NASH	1:03.21
3	Smith, Erica	31 INDY	59.93
4	Herrmann, Danielle	30 CLOV	54.40
5	Houston, Katy	30 TOC	59.06
6	O'Leary, Britta	33 AWJ	1:00.00
7	Mason, Jes	32 NTLX	1:03.76
8	Blondell, Alicia	31 MICH	1:05.64

Heat 37 of 43 Finals

1	Shafer, Allison	28 SBRM-16	1:17.87
2	Brown, Catherine	25 INDY	1:14.46
3	Tenborge, Kelley	26 BOON-16	1:13.48
4	Oesterling, Jennifer	25 UC21	1:13.00
5	Mansfield, Lori	27 IM	1:13.38
6	Kryger, Ashley	27 IM	1:14.00
7	MacQueen, Jessica	28 ASC	1:17.00
8	Schoville, Caitlin	28 IAMA	1:19.99

Heat 38 of 43 Finals

1	Cavadini, Eva	28 SBRM-16	1:12.00
2	Eriksson, Andrea	27 INDY	1:11.00
3	Webb, Brittany	28 NAM	1:07.00
4	Chang, Grace	27 BCTM	1:06.92
5	Fish, Abigail	28 ENSW	1:07.00
6	Zaklicki, Honorata	27 BCTM	1:07.06
7	Tonelli, Marlina	29 SWED-21	1:11.78
8	Hutton, Taylor	25 UC21	1:12.00

Heat 39 of 43 Finals

1	Bischoff, Jillian	26 FSAM-16	1:06.12
2	Duraj, Michelle	25 ROSE	1:04.05
3	Damroth, Rachel	28 MICH	1:03.89
4	Caldwell, Kellyn	28 KENM	1:03.16
5	Colker-Eybel, Cara	26 O*H*-18	1:03.68
6	Hernandez, Abby	25 SLAM	1:04.00
7	Visser, Avery	25 TOC	1:05.20
8	Golembeski, Keri	25 WLAC	1:06.50

Heat 40 of 43 Finals

1	Parsons, Kristina	27 NYAC	1:01.88
2	Olson, Christine	27 TOC	1:01.01
3	Iovanovich, Courtney	28 SYS-55	1:00.37
4	Lee, Felicia	25 TOC	58.00
5	Ripley, Rachel	27 NYAC	59.15
6	Miles, Mallory	26 INDY	1:00.55
7	Flinn, Rachel	26 NYAC	1:01.12
8	Kastes, Katie	29 TOC	1:03.00

Heat 41 of 43 Finals

1	Baber, Caroline	21 PSM	1:16.75
2	Dattilio, Danielle	23 INDY	1:15.00
3	Weiss, Laura	23 INDY	1:10.00
4	Deardorff, Emily	20 PSM	1:09.75
5	Henry, Hanna	23 WMAC	1:09.87
6	Perez, Elisa	22 WMAC	1:10.50
7	Rowland, Emily	24 WLAC	1:15.00
8	Mastrandrea, Sarah	24 MICH	1:17.11

Heat 42 of 43 Finals

1	Ashbaugh, Chandler	23 O*H*-18	1:09.42
2	Hoffman, Shekinah	24 LVM	1:07.00
3	Gagnon, Caitlin	23 PCY-17	1:06.68
4	Eklund, Nicole	24 IM	1:06.09
5	Mastrandrea, Therese	22 WMAC	1:06.25
6	Lucchesi, Margot	24 UC56-56	1:06.72
7	Avery, Sierra	20 KONA	1:08.20
8	Hein, Stephanie	23 MICH	1:09.44

Heat 43 of 43 Finals

1	Fritsch, Jamie	23 NAM	1:05.00
2	Kaestner, Katie	24 PSM	1:03.24
3	Meinholz, Anna	24 WMAC	1:00.00
4	Aschan, Patricia	24 MICH	59.00
5	Bechtel, Christina	24 TOC	1:00.00
6	Sudarma, Tiffany	23 TOC	1:00.03
7	Lyons, Danielle	24 UC-56	1:04.45
8	Peterson, Morgan	24 UC17	1:05.13

#28 Men 100 Yard IM**Sponsor: Weiss Financial****Lane Name Age Team Seed Time****Heat 1 of 66 Finals**

1	Mullins, Stephen	85 IM	2:05.00
2	Mitchell, Clarke	85 UC45	1:30.00
3	McClow, Richard	87 IM	1:50.00
4	McDanal, Steven	75 CMS	1:53.00
5	Burgess, Thom	75 CMS	1:38.00
6	Goldstein, Mel	79 INDY	1:37.86
7	Learmonth, William	78 O*H*-18	1:38.96
8	du Rivage, Vance	70 UC21	2:07.57

Heat 2 of 66 Finals

1	Kin, S Michael	70 UC16	1:30.00
2	Meade, Tom	70 BUMS	1:26.90
3	Walker, Thomas	71 PSM	1:25.13
4	Kelber, Michael	70 OREG	1:26.47
5	Motheral, Thomas	70 O*H*-18	1:29.50
6	Lauer, William	83 TNAQ	1:29.01
7	Costill, David	82 INDY	1:14.86
8	Martin, Ray	80 MICH	1:25.05

Heat 3 of 66 Finals

1	Bledsoe, Dennis	79 WCM	1:30.30
2	Novell, Ken	75 VMST	1:23.42
3	Ogilby, Chuck	75 CMS	1:16.76
4	Freshley, Mike	77 SDSM	1:11.11
5	Elder, James	75 TOC	1:12.73
6	Sober, Harry	75 VMST	1:21.30
7	Bell, John	75 ROSE	1:28.33
8	Colyer, Bob	79 LOCO	1:30.56

Heat 4 of 66 Finals

1	Griffin, Robert	70 SBRM-16	1:22.70
2	Conroy, Michael	71 NCMS	1:20.91
3	Hollub, Greg	71 WMAC	1:13.71
4	McPherson, Andrew	71 DAM	1:07.91
5	Couch, Bob	71 SYSM-14	1:09.34
6	Kleffman, Robin	70 MINN	1:13.79
7	Ota, Ken	71 ELG	1:22.00
8	Terkel, Lawrence	70 O*H*-18	1:22.81

2018 Nationwide USMS Spring Nationals - 5/10/2018 to 5/13/2018

IU Natatorium, Indianapolis

Meet Program - Saturday, May 12, 2018

Heat 5 (#28 Men 100 Yard IM)

1	Camin, Peter	62 IM	1:40.65
2	Popadic, Mirko	63 IM	1:38.34
3	Ledley, Ben	60 SBRM-16	1:35.00
4	Worrall, Dave	64 MAMA-8	1:37.00
5	Moss, Lawrence	62 IM	1:39.00
6	Traester, William	69 CONN	1:44.00
7	Class, Patrick	69 SNM	1:37.90
8	Rager, Steven	69 SPM	1:59.88

Heat 6 of 66 Finals

1	Cleaver, John	65 IRM-16	1:27.50
2	Fogg, Stephen	69 PSM	1:21.25
3	Hayes, William	66 PSM	1:17.75
4	Cochrane, Scott	65 HOLY	1:16.46
5	Palmer, Bill	67 MICH	1:17.00
6	Wisland, Dave	67 SLAM	1:20.00
7	Reshel, Dan	66 WMAC	1:26.83
8	Harris, Verl	65 UC16	1:29.10

Heat 7 of 66 Finals

1	Douglass, Nick	68 O*H*-18	1:14.97
2	Voisard, Brian	66 WIN	1:12.17
3	Perrin, Thomas	67 INDY	1:11.11
4	Thomas, Bob	65 INDY	1:10.33
5	Heacock, Robert	68 PBM	1:10.53
6	Lemaire, Larry	65 IRM-16	1:11.84
7	Chamberlain, Rick	66 INDY	1:14.06
8	Pot, Eugene	67 BUMS	1:15.99

Heat 8 of 66 Finals

1	Childs, Lee	69 PBM	1:08.00
2	Schmidt, George	68 PBM	1:04.50
3	Day, Lawrence	67 MICH	1:02.37
4	Colella, Rick	66 PSM	57.45
5	Shead, Timothy	65 SFTL	1:01.88
6	Mykleby, Geoff	65 WMAC	1:04.00
7	Thornton, James	65 1776	1:05.87
8	Paul, Gordon	65 FIG	1:10.05

Heat 9 of 66 Finals

1	Fortune, James	64 MICH	1:26.37
2	Fort, Robert	60 MICH	1:17.49
3	Gutowski, Mark	62 NKSM-41	1:16.78
4	Milner, Paul	64 FFC-21	1:16.05
5	Tarnapoll, Pete	61 NAM	1:16.23
6	Golz, Bob	61 SLAM	1:17.28
7	Thompson, Chris	60 SPXS-5	1:18.02
8	Schwartzenberger, Thor	64 MICH	1:27.98

Heat 10 of 66 Finals

1	Swenor, Gary	63 DAM	1:13.72
2	Johannsen, David	63 SBM	1:12.56
3	Seybold, Harvey	63 IM	1:11.09
4	Dixon, Ralph	61 ZAM-16	1:10.00
5	Haris, Lee	64 TOC	1:11.00
6	Garton, Daniel	61 DAMM	1:12.00
7	Lee, Stanley	61 KONA	1:12.85
8	Wagoner, Victor	62 LAPS	1:15.50

Heat 11 of 66 Finals

1	Sprawls, David	63 SKY	1:09.75
2	Hasse, William	62 MMA	1:08.50
3	Keyser, Brian	61 1776	1:06.64
4	LeMaistre, Charles	64 NASH	1:05.98
5	Merrill, Nick	60 IM	1:06.23
6	Ellis, Joel	60 ELG	1:08.35
7	Johnson, Eric	62 LYON-21	1:08.89
8	Dondi, Beda	62 SFTL	1:09.75

Heat 12 of 66 Finals

1	Hamm, Michael	60 KM	1:05.00
2	Taylor, Samuel	60 UC09	1:03.73
3	Hildebrandt, David	63 AWJ	1:03.35
4	Young, Bruce	60 INDY	1:03.00
5	Heath, Robert	61 MAM	1:03.20
6	Parker, Randy	63 MICH	1:03.50
7	Weir, D. Scott	60 CMS	1:04.00
8	Rae-Grant, Alex	60 SHSH	1:05.38

Heat 13 of 66 Finals

1	Halley, Franklin	60 DAS	1:02.51
2	Lindstedt, David	62 LAPS	1:01.75
3	Abbott, Rick	63 AKMS	1:00.01
4	Kone, Bruce	60 RICE	59.50
5	Carter, Paul	60 TOC	59.90
6	Shake, Scott	60 ARIZ	1:01.50
7	Slater, Douglas	60 1693	1:02.20
8	Henry, Shafer	60 CMS	1:03.00

Heat 14 of 66 Finals

1	Janasko, James	59 O*H*-18	1:24.87
2	Goyette, Brian	58 SWED-21	1:19.69
3	Izzi, James	56 MICH	1:18.69
4	Weiss, John	56 INDY	1:15.56
5	Long, Christopher	59 INDY	1:17.51
6	Crook, Bob	58 HUNT	1:18.71
7	Cox, Daniel	57 O*H*-18	1:23.87

Heat 15 of 66 Finals

1	Bychowski, James	57 IM	1:13.00
2	Foltz, Carl	56 MICH	1:10.33
3	Mansilla, Franklin	58 NEM	1:09.86
4	Masimore, Lyle	59 MICH	1:09.60
5	Book, John	55 UC17	1:09.70
6	Mitchell, Robert	59 LVM	1:09.93
7	Masterson, Don	58 HUNT	1:12.00
8	Raine, Charlie	58 LAPS	1:13.39

Heat 16 of 66 Finals

1	Naroski, Shaun	55 SCCM	1:09.54
2	Bales, Paul	59 ALEX	1:09.47
3	Pollard, Vince	59 HPX-16	1:09.23
4	Wagner, Luke	58 SWIN-16	1:09.00
5	Yarid, Jay	55 RICE	1:09.00
6	Hasak, Amit	56 WLAC	1:09.28
7	Vickers, Mark	59 SWIN-16	1:09.50
8	Sailor, Andrew	57 WMAC	1:09.56

Heat 17 of 66 Finals

1	Orwick, David	58 MOVY	1:08.80
2	Cole, Andrew	55 HAFL	1:08.70
3	Shipp, Bill	58 UMAC	1:08.50
4	Berryhill, Keith	58 WHA	1:07.70
5	Bergman, Michael	57 PCY-17	1:07.81
6	Grzeszczak, John	59 HAFL	1:08.50
7	Fuselier, Stephen	58 AAAA	1:08.74
8	Winiger, John	58 SWIN-16	1:09.00

Heat 18 of 66 Finals

1	Allen, Peter	59 WMAC	1:07.66
2	Weissman, Greg	56 CRSC	1:07.58
3	Coffman, Chuck	55 MICH	1:07.35
4	Cummins, Ron	58 CMS	1:06.50
5	Pfaltzgraff, Mark	56 WMAC	1:07.00
6	Hood, Daniel	57 MICH	1:07.39
7	Clark, Gregory	55 LYON-21	1:07.64
8	Caudrillier, Francois	55 PBM	1:07.69

Heat 19 of 66 Finals

1	Ritchie, Andy	59 TRAY	1:05.50
2	Freund, Robert	56 XCL-07	1:04.50
3	Miller, Brent	58 MOVY	1:03.10
4	Fritsch, Dale	59 NAM	1:02.42
5	Soltys, Ted	57 IM	1:03.00
6	Soltis, Doug	55 TNAQ	1:03.50
7	Jenkins, Timothy	56 IM	1:04.50
8	Woods, Thomas	56 SDM	1:06.26

Heat 20 of 66 Finals

1	Holland, David	59 WMAC	1:02.00
2	Tyler, Bob	55 NEM	1:01.46
3	Haynie, Carl	57 PSM	1:00.94
4	Dyer, Andy	59 AWJ	1:00.32
5	Aubrey, Michael	57 HAFL	1:00.43
6	Blommel, Gregory	58 WMAC	1:01.18
7	Sherman, Bill	59 MOVY	1:01.55
8	Stultz, Todd	58 SYSM-14	1:02.19

Heat 21 of 66 Finals

1	Ross, David	56 IAMA	1:00.07
2	Hering, Brad	56 PSM	58.98
3	Hughes, Richard	55 AMS	57.38
4	Sims, David	55 IM	56.50
5	Britt, Clay	57 ANCM	57.00
6	Guthrie, David	57 RICE	57.49
7	Travaini, Carlo	55 MVN	1:00.00
8	Berry, David	58 MATT	1:00.08

Heat 22 of 66 Finals

2	Miller, Dana	52 SWOM	1:47.90
3	Ritchie, Jerry	53 ZAM-16	1:30.00
4	Frish, Troy	50 UC16	1:21.45
5	Stukenberg, Erik	52 INDY	1:24.82
6	Marshall, Todd	52 THT-16	1:33.00

2018 Nationwide USMS Spring Nationals - 5/10/2018 to 5/13/2018

IU Natatorium, Indianapolis

Meet Program - Saturday, May 12, 2018

Heat 23 (#28 Men 100 Yard IM)

1	Ramos, William	53 DOC	1:16.25
2	Livingston, Tommy	50 MMA	1:14.02
3	Mattingly, Dan	54 SKY	1:12.19
4	Querciagrossa, AJ	53 PAWW-21	1:10.30
5	Coleman, Rick	52 NCMS	1:11.73
6	Bristol, Kirk	54 MICH	1:14.00
7	Fleece, William	51 UC17	1:15.71
8	Egan, Brian	50 NASH	1:16.76

Heat 24 of 66 Finals

1	Costello, John	51 LYON-21	1:08.67
2	Kerr, David	52 INDY	1:07.10
3	O'Shea, Rick	51 SFTL	1:07.00
4	Kaneshiro, Knoel	50 NAST	1:05.95
5	Moulton, Matthew	52 RGSC	1:06.89
6	Oyler, Douglas	51 UC09	1:07.01
7	Wilcox, John	54 LIB	1:08.00
8	Poste, Rob	52 MOVY	1:09.66

Heat 25 of 66 Finals

1	Pieniazkiewicz, Ralph	53 SBRM-16	1:05.69
2	Bunch, Brian	50 UC38	1:05.60
3	Murphy, Michael	50 IM	1:05.50
4	LeClair, David	50 HAFL	1:04.70
5	Ewing, Michael	51 MINN	1:04.99
6	Ure, Jeff	53 UC21	1:05.52
7	Kim, Danny	54 MICH	1:05.66
8	Young, Robert	53 MINN	1:05.75

Heat 26 of 66 Finals

1	Fischer, James	54 WMAC	1:04.34
2	Brandt, Mark	52 IM	1:04.12
3	Cassidy, John	53 MICH	1:04.10
4	Shope, Jon	52 INDY	1:03.00
5	Jastremski, Kelly	50 UC16	1:03.99
6	Hoskins, Kyle	50 UC16	1:04.11
7	Birnbrich, Mark	51 NAM	1:04.14
8	Ferguson, Daniel	51 WH20	1:04.50

Heat 27 of 66 Finals

1	Segarra, Rafael	54 SFTL	1:02.76
2	Arrington, Adam	53 UC15	1:00.80
3	Christensen, Kurt	52 MICH	59.23
4	Oliva, Stepan	51 WIN	58.77
5	Biegel, Mark	52 MMAC-48	58.83
6	Webber, James	50 CMS	59.70
7	Moll, Sebastian	53 REDT	1:02.00
8	Strate, Brian	51 SDSM	1:02.83

Heat 28 of 66 Finals

1	Evans, Jeffrey	52 SVY	57.80
2	Malas, Bryan	50 IM	56.99
3	Hiltabiddle, Steve	51 1776	56.35
4	Heber, Scott	51 UMAC	55.21
5	Tuchler, Jim	53 IM	56.10
6	Williams, Neill	50 DCAC	56.46
7	Harris, Gregory	54 VMST	57.79
8	Jimenez, Ignacio	52 CMS	58.73

Heat 29 of 66 Finals

3	Pejza, Steven	45 SBRM-16	1:20.00
4	Frech, Raymond	46 IM	1:09.65
5	Berebitsky, Douglas	48 SBRM-16	1:11.34
6	Kolo, Garrett	49 ISWM	1:35.00

Heat 30 of 66 Finals

1	Rose, Patrick	49 SBRM-16	1:08.98
2	Mc Bride, Patrick	48 USF	1:06.79
3	Kinder, John	45 OREG	1:05.30
4	Hohn, Chris	49 SDSM	1:05.26
5	Gawriljuk, Douglas	46 PBM	1:05.30
6	Slad, Thomas	46 LYON-21	1:06.33
7	Ames, Eddie	48 PBM	1:08.96
8	Barrett, Sean	46 IM	1:09.00

Heat 31 of 66 Finals

1	Alexander, Drew	46 INDY	1:05.20
2	Rose, Zorba	45 INDY	1:05.00
3	Pugh, Greg	48 FSAM-16	1:04.99
4	Michel, Patrick	47 MICH	1:04.47
5	Whiteway, Jeff	47 MEDM	1:04.69
6	Shanahan, Mike	47 IM	1:05.00
7	Cabbage, Sean	46 MICH	1:05.02
8	Born, Jason	45 SWIN-16	1:05.20

Heat 32 of 66 Finals

1	Wollenhaupt, Eric	47 NAST	1:04.22
2	Ellis, Andrew	49 UMAC	1:04.00
3	Samaddar, Robin	45 UC48	1:03.19
4	Carmosino, Vince	48 PSM	1:02.11
5	Bez, Guillermo	45 SWIN-16	1:03.13
6	Semus, Joe	47 MEDM	1:04.00
7	Toothaker, Bradley	49 SBRM-16	1:04.12
8	Roberts, David	46 CRUZ	1:04.30

Heat 33 of 66 Finals

1	Colburn, Christopher	46 ABM	1:01.95
2	Bessire, Brent	49 PBM	1:00.08
3	Dennison, Keith	47 ASC	59.99
4	Espino, Rudy	49 IM	59.94
5	Lundgren, Kurt	49 WSTM-21	59.95
6	Zilch, Kurt	45 PBM	1:00.00
7	Carroll, Stephen	48 NEM	1:00.87
8	Schaetz, Daniel	47 WMAC	1:02.00

Heat 34 of 66 Finals

1	Sangmeister, Gary	47 SVY	59.75
2	Lindahl, Lennart	48 PBM	59.39
3	Field, Jayson	45 MICH	58.78
4	Larkin, Mark	46 WMAC	58.00
5	Alsberg, Maoz	49 PSM	58.69
6	Gunnell, Steve	47 MVN	59.18
7	Polack, Tim	49 INDY	59.63
8	Urban, Mark	48 IM	59.87

Heat 35 of 66 Finals

1	Kitzman, Scott	48 PBM	57.50
2	Wharton, Dave	48 NAM	55.69
3	Dreizler, Todd	48 PSCM	54.05
4	Baleka, Sipiwe	47 MOVY	53.16
5	West, Steve	46 NOVA-33	53.68
6	Roddin, Jeffrey	49 ANCM	55.45
7	Raese, TR	45 NTA-21	57.11
8	Grotke, Kevin	45 IM	58.00

Heat 36 of 66 Finals

2	Shank, Jason	41 SBRM-16	1:20.00
3	Hovyadinov, Sergei	44 ZAM-16	1:18.51
4	Paynter, Talbott	40 TNAQ	1:19.15
5	Gubaras, Aldas	43 IM	1:35.00
6	LaFree, Matthew	31 SBRM-16	1:36.72

Heat 37 of 66 Finals

1	Heaton, Joseph	44 SBRM-16	1:14.64
2	Bayliss, Adam	42 WMAC	1:11.32
3	Parry, Jason	42 WMAC	1:09.86
4	Schueneman, Grant	40 WMAC	1:08.00
5	Schoenauer, Steffan	44 WLAC	1:09.84
6	Helphinstine, Paul	41 KAC	1:09.99
7	Fine, Kevin	42 INDY	1:12.07
8	Hall, David	44 SBRM-16	1:15.00

Heat 38 of 66 Finals

1	Dowd, Jeffrey	43 MINN	1:06.14
2	Corr, David	43 IM	1:04.90
3	Raffaelli, Ryan	41 VCM	1:04.15
4	Warter, James	41 SBRM-16	1:04.00
5	Goldberg, Brian	40 NYAC	1:04.00
6	Davis, Andrew	44 SFTL	1:04.50
7	Shelton, Loren	41 UC22-22	1:05.00
8	Cowan, Neil	40 MICH	1:08.00

Heat 39 of 66 Finals

1	Betenbaugh, David	42 PALM	1:03.75
2	Reed, Benjamin	43 TFAM-26	1:03.00
3	Street, Matthew	44 INDY	1:03.00
4	Bingaman, Cory	43 ALEX	1:02.32
5	McCulloch, Michael	43 INDY	1:02.77
6	Quane, Eric	42 CSLA	1:03.00
7	Myhre, Adam	43 LIB	1:03.54
8	Montero, Carlos	41 HAFL	1:04.00

Heat 40 of 66 Finals

1	Olson, Jeff	42 FSAM-16	1:01.94
2	Bell, Bryan	41 WMAC	1:01.53
3	LaMastra, James	42 NAM	1:01.01
4	Kinsella, David	40 IM	1:00.00
5	Dale, Michael	41 MICH	1:00.97
6	Sinel, Craig	43 WH20	1:01.35
7	Jones, Cody	43 BCTM	1:01.89
8	Sherman, Matt	42 MICH	1:02.20

Heat 41 of 66 Finals

1	Halloran, Ross	42 NAM	59.95
2	Hartsock, Steve	44 INDY	59.63
3	Strock, Justin	40 SHAM-11	59.48
4	Bardak, Peter	41 IM	59.08
5	Mastracchio, Dominic	43 RICE	59.25
6	Staley, Matt	40 UC41	59.52
7	Mountantonakis, Stavros	41 AGUA	59.83
8	Safalow, Bradley	42 WHA	1:00.00

2018 Nationwide USMS Spring Nationals - 5/10/2018 to 5/13/2018

IU Natatorium, Indianapolis

Meet Program - Saturday, May 12, 2018

Heat 42 (#28 Men 100 Yard IM)

1	Warren, Ryan	43 INDY	58.90
2	Tiozzo, Eduard	44 SFTL	58.65
3	Williams, Ryan	44 SFTL	58.00
4	Beckwith, Harvey	40 GOLD	56.63
5	Ohman, Niclas	43 NEM	57.95
6	Klepchick, Paul	43 SHAM-11	58.64
7	Schmidt, Matthew	40 WH20	58.79
8	Zupancic, Joseph	42 CMS	59.00

Heat 43 of 66 Finals

1	Powers, Brian	43 INDY	56.00
2	Holden, Blake	41 NAM	55.41
3	Greenwood, Scott	40 TOC	54.50
4	Commings, Jeff	44 ARIZ	51.83
5	Bundy, Chris	40 MOVY	53.00
6	Dunlap, Courtney	40 ARIZ	55.32
7	Briseno, Osiris	42 NAM	55.78
8	Bell, David	42 CRUZ	56.34

Heat 44 of 66 Finals

1	Eddington, Jantzen	37 UC21	1:30.83
2	Murphy, Ryan	38 JYMF-16	1:20.00
3	Cunningham, Kevin	38 LYON-21	1:12.00
4	Verardi, Ryan	35 O*H*-18	1:10.46
5	Hanford, Jeremy	36 RMST	1:11.67
6	Boutwell, Joshua	37 ARC-15	1:15.55
7	Luber, Michael	39 SBRM-16	1:30.00
8	Malec, Andy	39 SBRM-16	1:45.00

Heat 45 of 66 Finals

1	Shaw, Chris	36 MSSC-10	1:10.00
2	Wenke, Dave	37 IM	1:09.43
3	Castor, Jimmy	37 CMS	1:05.94
4	Vogel, Nick	35 IM	1:05.00
5	Durieux, Kyle	39 ROSE	1:05.66
6	Geesaman, Adam	38 FSAM-16	1:06.80
7	Utz, Chris	37 SBRM-16	1:10.00
8	Burnett, Nicholas	36 ROSE	1:10.00

Heat 46 of 66 Finals

1	McCluskey, Kevin	39 HPX-16	1:03.51
2	Dunlap, Ryan	35 MAM	1:03.38
3	Ambrose, Shawn	38 BCTM	1:03.00
4	Wu, Jim	36 BCTM	1:02.71
5	Jotautas, Mike	38 SKY	1:02.99
6	Franklin, David	37 CGAC-16	1:03.05
7	Mosley, Thomas	38 IM	1:03.40
8	Murray, Todd	38 WMAC	1:04.02

Heat 47 of 66 Finals

1	Brown, Adam	37 ELG	1:02.00
2	Billingsley, Patrick	37 PBM	1:01.49
3	Clark, Jason	38 WMAC	1:01.00
4	Bennett, Mike	36 NAST	1:01.00
5	Quane, David	38 CSLA	1:01.00
6	Hunte, Rod	36 NAM	1:01.35
7	Durieux, Chad	38 ROSE	1:01.63
8	Chavez, Mirko	38 SKY	1:02.50

Heat 48 of 66 Finals

1	Zhai, Eric	37 BCTM	1:00.08
2	Flemming, Ross	37 UC15	58.37
3	Weidner, Tim	37 ELG	56.53
4	Holsman, Trent	37 TOC	56.15
5	Filion, Guillaume	38 NN	56.45
6	Teske, Brian	35 NAST	58.00
7	Ford, Torrence	36 WHA	59.99
8	Mitchell, Ayinde	38 MICH	1:00.47

Heat 49 of 66 Finals

1	Trinidad, Reuben	38 CMS	55.80
2	Danner, Gregory	37 FAIR	55.10
3	Parkins, David	39 WMAC	54.11
4	Mueller, Scott	36 WMAC	52.00
5	Carlson, Timothy	38 IM	53.29
6	Jiracek, Jakub	38 AKMS	54.50
7	Wells, Geoff	35 BUMS	55.26
8	Sabala, Michael	37 CHEL	55.89

Heat 50 of 66 Finals

1	Hudak, Kyle	31 SBRM-16	1:15.00
2	Clark, Gregory	34 OHSP	1:09.00
3	Rosier, Nicholas	34 NAST	1:02.20
4	Taylor, Jonathan	30 TOC	1:02.00
5	Wenzel, Serge	32 SFTL	1:02.00
6	Schapiro, Adam	31 SWOM	1:02.99
7	Gough, Neville	30 SKY	1:11.00
8	Schlifke, Peter	34 SBRM-16	1:30.60

Heat 51 of 66 Finals

1	Thaler, Daniel	30 PALM	1:01.79
2	Schwarz, Kurt	32 FAIR	1:00.94
3	Prill, Derek	31 TOC	59.38
4	Donihe, Phil	34 GWSA-45	58.94
5	Von Jouanne, Daniel	31 MATT	59.07
6	Galvan-Sarabia, Luis	33 INDY	1:00.25
7	Taylor, Tim	31 ALEX	1:01.42
8	Lebost, Daniel	31 PBM	1:01.80

Heat 52 of 66 Finals

1	Snyder, Dan	34 UC45	58.71
2	Weir, Paul	32 PBM	57.00
3	Bower, Kenny	30 TOC	56.56
4	Buhr, Anthony	30 STMA-30	56.14
5	Holmes, CJ	31 IM	56.22
6	Kauscher, Robert	34 NAM	56.89
7	Gensler, Benjamin	32 IM	58.28
8	Miller, Michael	31 SFTL	58.77

Heat 53 of 66 Finals

1	Gans, Egan	32 TOC	56.00
2	Peterson, David	33 MMA	55.20
3	Iovanovich, Igor	30 SYS-55	55.00
4	Vogel, Jake	30 ASC	51.29
5	King, Nathan	33 NAM	53.48
6	Hartley, Brian	34 INDY	55.07
7	Deery, Kyle	33 SYSM-14	55.90
8	Talbott, Christopher	31 TOC	56.00

Heat 54 of 66 Finals

1	Alamos, Fernando	25 IRM-16	1:15.31
2	Sykes, Christopher	29 XSWM-21	1:05.99
3	Koons, Andrew	25 RMST	1:02.27
4	Altman-Kurosaki, Jonas	29 AGUA	1:01.17
5	Weisser, Karl	27 SBRM-16	1:03.69
6	Vogel, Peter	28 IRM-16	1:10.50
7	Clark, Austin	22 PSM	1:13.12
8	Santos, Miguel	24 SBRM-16	1:30.00

Heat 55 of 66 Finals

1	Hubbard, Max	26 UC30	1:00.55
2	Murphy, Conor	27 CSPM	59.99
3	Jackwin, Eric	28 SFTL	59.65
4	Jackson, Brock	27 TNAQ	59.10
5	Van, Tommy	26 STAN	59.30
6	Hanson, Zac	28 IM	59.87
7	Oxner, Adam	26 MICH	59.99
8	Gildea, Chris	26 IRM-16	1:00.59

Heat 56 of 66 Finals

1	Adams, Wyatt	26 AKMS	58.55
2	Stephenson, Brady	26 UC14	58.51
3	Dyer, Frank	26 WLAC	58.24
4	MacKay, Ian	25 TOC	58.00
5	Ferrif, Nick	29 TOC	58.00
6	Batchelder, Stephen	25 ARIZ	58.51
7	Hallam, Alex	28 WMAC	58.55
8	Frawley, Robert	29 NYAC	58.67

Heat 57 of 66 Finals

1	Pasquesi, Justin	25 CSPM	57.70
2	Hernandez, Michael	27 SLAM	57.50
3	Aziz, Mazen	28 TOC	57.00
4	Johnson, Christopher	25 IM	56.93
5	Ksebati, Fares	26 MICH	56.99
6	Haan, Colby	25 MICH	57.02
7	Healy, Devon	29 WLAC	57.50
8	Lawrence, Jesse	28 SLAM	58.00

Heat 58 of 66 Finals

1	Daniels, James	27 MICH	56.01
2	Foster, Dana	28 TOC	56.00
3	Williams, Rowan	25 NAM	55.68
4	Davis, Cole	25 TOC	55.50
5	Korman, Matt	25 TOC	55.55
6	Lindholm, Kyle	25 NCMS	56.00
7	DeBrotta, Anthony	28 INDY	56.01
8	Casey, Aaron	29 TOC	56.22

Heat 59 of 66 Finals

1	Jarzen, Jacob	27 CSPM	55.09
2	Murray, Matthew	26 TOC	55.00
3	Destree, Nathan	26 MICH	54.16
4	Kiviluoma, Tuomas	25 MICH	53.91
5	Birnbrich, Andrew	28 NAM	54.00
6	Yntema, Douwe	29 TOC	54.46
7	Hurko, Matt	26 TOC	55.00
8	Enge, Jeffrey	29 SLAM	55.33

2018 Nationwide USMS Spring Nationals - 5/10/2018 to 5/13/2018

IU Natatorium, Indianapolis

Meet Program - Saturday, May 12, 2018

Heat 60 (#28 Men 100 Yard IM)

1	Birnbrich, Zachary	26 NAM	52.65
2	Ferguson, Kevin	28 TOC	51.58
3	Leopold, Jonathan	28 TOC	50.64
4	Modrov, Drew	28 CHEL	49.72
5	Babcock, Colin	25 TOC	50.61
6	Schweitzer, Paul-Marc	26 NYAC	51.40
7	Koon, Nolan	28 TOC	52.13
8	Thomas, Chandler	28 NCMS	52.99

Heat 61 of 66 Finals

1	Baker, Logan	24 SBRM-16	1:10.00
2	Hendricks, Benjamin	24 MICH	1:06.99
3	Ferber, Noah	19 LVM	1:05.00
4	Guminski, Timothy	24 UC08	1:03.95
5	Garcia, Daniel	18 UC21	1:04.10
6	Weis, Jason	22 UC45	1:05.69
7	Escareno, Jesus	24 BCTM	1:09.72
8	Nixon, Blake	20 PSM	1:10.82

Heat 62 of 66 Finals

1	Anderson, Jordan	19 PSM	1:02.00
2	Alexiou, Athanasios	23 BCTM	1:01.52
3	Dennis, Grayson	24 CTMS	1:01.00
4	Howell, Jayden	22 USU	1:00.76
5	Hora, Nicholas	24 WMAC	1:00.88
6	Hsieh, Alan	24 NEM	1:01.18
7	Fisher, Sean	23 ROSE	1:01.76
8	Onchuck, Nathan	24 WSTM-21	1:03.50

Heat 63 of 66 Finals

1	Kolb, William	23 SKY	1:00.55
2	Willett, Gregory	20 SKY	1:00.40
3	Bateman, Cole	23 WMAC	59.99
4	Brown, Bronson	23 UC21	59.20
5	Palabrica, Juan Pablo	20 USF	59.39
6	Baetzold, Seth	23 UC30	59.99
7	Mefford, Jake	24 WCM	1:00.50
8	Melnick, Daniel	24 IM	1:00.65

Heat 64 of 66 Finals

1	Kreider, Joshua	21 WMAC	58.60
2	Riordan, Chris	23 IM	57.70
3	Costigan, Matthew	23 GRA	57.67
4	Wasko, Cameron	24 PBM	56.96
5	O'Neil, Sam	21 UC48	57.00
6	Petyniak, Jakub	24 CSPM	57.69
7	Zacks, Daniel	19 MICH	57.99
8	Samia, Austin	20 ROSE	59.10

Heat 65 of 66 Finals

1	McPherson, Matt	22 ENSW	56.15
2	Burton, Logan	22 WMAC	55.99
3	Helander, Aaron	23 MICH	55.55
4	Jurman, Jasper	20 CHEL	55.18
5	Alentado, Jason	23 LVM	55.55
6	Wagner, Matthew	23 SLAM	55.86
7	Castro Diaz, Gonzalo	24 STRM-30	56.00
8	Taylor, Austin	24 COLU	56.33

Heat 66 of 66 Finals

1	Appleby, Andrew	23 NAM	53.50
2	Perez, Ricky	21 WMAC	53.33
3	Rich, Andrew	24 SKY	53.00
4	Zarzecki, Bartosz	24 CGAC-16	52.00
5	Van Cleave, Kevin	20 WMAC	52.61
6	Warner, Shawn	23 PBM	53.21
7	Rosenbaum, Ryan	23 SFTL	53.50
8	Hoffmann, Romano	24 CGAC-16	53.70

Day 4—Sunday, May 13

*In memory of Deb Riker.
— Michael and Pamela Carter*

Warm-up

6:00 a.m.-7:20 a.m.

Check-in Deadlines for Day 4

All events 200 yards and longer are positive check-in events. Check-in may be done in person at the registration area or online at usms.org.

Sun., May 13	500 freestyle (men)	7 a.m.
Sun., May 13	200 individual medley	9 a.m.
Sun., May 13	200 backstroke	9 a.m.

PLEASE NOTE:

If you do not check in by the deadline, you will not be seeded; there are no exceptions.

Meet Start Time Day 4

7:30 a.m.

Women	Event	Men
	500 freestyle (men)	32
	30 minute warm-up in competition pool	
33	100 breaststroke	34
35	50 butterfly	36
37	200 free relay	38
39	200 individual medley	40
41	50 freestyle	42
43	200 backstroke	44

SPONSOR PARTNERS



Please support our sponsor partners!
Visit usms.org for links, special offers, and promotions.

MEMBERSHIP BENEFITS

COACHING

- › Coaches provide organized workouts and support
- › Stroke and technique tips
- › Personal attention
- › 2,600+ certified coaches nationwide

DISCOUNTS FROM USMS PARTNERS

- › Special USMS partner discounts
- › Renewal discounts on swim gear
- › Annual renewal giveaways

ORGANIZED WORKOUT PLANS

- › Printable workouts for lap swimmers
- › Online workouts, written by USMS coaches, in seven different categories

VOLUNTEER OPPORTUNITIES

- › Volunteer at the local and regional level
- › National-level leadership opportunities
- › Fundraising events for our USMS Swimming Saves Lives Foundation

SOCIAL ENGAGEMENT

- › Organized social events
- › Meet swimmers in your community

FITNESS AND HEALTH

- › Toning and weight management
- › Personal growth and improved fitness level
- › Improved cardiovascular health and conditioning
- › Low-impact exercise, best for injury rehabilitation

EXCLUSIVE CONTENT

- › Subscription to *SWIMMER* magazine
- › eNewsletter *STREAMLINES*
- › Active online discussion forums

COMPETITION AND ACHIEVEMENT

- › More than 500 USMS-sanctioned events
- › Event results archived on usms.org
- › Top 10 and All-American awards and recognition

INSURANCE

- › Coverage while participating in USMS insured activities, including \$25,000 of excess accident insurance for medical and dental liability insurance for USMS practices, meets, and approved activities

Learn more at usms.org

2018 Nationwide USMS Spring Nationals - 5/10/2018 to 5/13/2018

IU Natatorium, Indianapolis

Meet Program - Sunday, May 13, 2018

#32 Men 500 Yard Freestyle											
Name	Age	Team	Seed Time								
1 Murray, Nathan	20	TNAQ	4:24.64	59 McKinley, Ryan	42	NAM	5:10.25	120 Whelchel, David	56	LIB	5:33.10
2 Modrov, Drew	28	CHEL	4:34.87	60 Jackwin, Eric	28	SFTL	5:10.45	121 Hathaway, David	57	OREG	5:33.30
3 Jurman, Jasper	20	CHEL	4:42.01	61 Rietema, Brad	41	MICH	5:11.20	122 Albino, Jorge	43	SYSM-14	5:33.33
4 Moran, Daniel	36	NEM	4:42.95	62 Yellin, Jeffrey	36	BCTM	5:11.55	123 Wilson, Todd	32	PBM	5:33.39
5 Scheid, Trevor	28	TOC	4:43.36	63 Birnbrich, Chris	54	NAM	5:11.98	124 Gibson, Christopher	62	PAA	5:34.00
6 Rosenbaum, Ryan	23	SFTL	4:44.00	64 Koons, Andrew	25	RMST	5:12.00	125 McKenna, Stephen	40	MICH	5:34.28
7 Rousseau, Jean-David	24	SFTL	4:44.00	65 Malik, Michael	36	PALM	5:12.20	126 Luebke, Phillip	47	BOZE-31	5:34.91
8 Fraser, Alex	29	IM	4:44.32	66 Pederson, Nicholas	21	PSM	5:12.96	127 Robarge, Mark	31	FWYS-16	5:35.00
9 Hartley, John	31	IM	4:45.00	67 Fischer, Richie	35	WMAC	5:13.53	128 Dunlap, Ryan	35	MAM	5:35.00
10 Osterhage, Raymond	25	NAM	4:45.00	68 Stephenson, Dan	61	ROSE	5:13.69	129 Guist, Quinn	52	NAM	5:35.00
11 Logan, Blake	21	SLAM	4:45.63	69 Stiles, David	28	SPM	5:14.69	130 Dauginas, Joe	55	USMS-16	5:35.64
12 Hartley, Brian	34	INDY	4:48.20	70 Bessire, Brent	49	PBM	5:14.81	131 Schuldinger, Michael	56	MICH	5:35.72
13 Wegner, Dan	46	LVM	4:49.87	71 Vocke, Joe	47	NAM	5:15.00	132 Brown, Adam	37	ELG	5:36.00
14 Culver, Benjamin	41	ELG	4:50.27	72 Miller, Matt	40	OREG	5:15.00	133 Halley, Franklin	60	DAS	5:36.31
15 Perez, Ricky	21	WMAC	4:50.29	73 Batchelder, John	37	CMS	5:15.85	134 LeClair, David	50	HAFL	5:36.34
16 Glaser-Garbrick, Dan	27	DAS	4:50.89	74 Martinko, John	40	PAC-6	5:15.89	135 Brandt, Mark	52	IM	5:36.85
17 Szuba, Dan	24	MICH	4:50.89	75 Lehr, Gunner	45	NAM	5:16.49	136 Valley, Eric	56	MOVY	5:39.61
18 Kirkpatrick, Adrian	29	ARIZ	4:50.99	76 Tadla, Jarek	46	SFTL	5:19.08	137 Cummins, Ron	58	CMS	5:40.00
19 Danner, Gregory	37	FAIR	4:51.05	77 Mills, Jamie	41	LIB	5:19.30	138 Seibt, Andreas	60	IM	5:40.00
20 Finke, Ryan	25	WMAC	4:51.46	78 Birnbrich, Luke	21	NAM	5:19.55	139 Brown, Ryan	36	SBRM-16	5:40.00
21 Offutt, Bryan	26	TOC	4:52.07	79 Snyder, Alex	28	INDY	5:19.89	140 Strickland, Brice	36	LIB	5:40.64
22 Krueger, Spencer	19	WMAC	4:52.39	80 Zilch, Kurt	45	PBM	5:20.00	141 Moore, John	56	NCMS	5:41.07
23 Gaines, Billy	37	GRA	4:52.50	81 Gerken, Dustin	33	NAM	5:20.21	142 Sawyer, David	45	SWIN-16	5:42.14
24 Unruh, Steven	51	NITR	4:53.06	82 Decker, John	43	GS	5:20.96	143 Duguay, Robert	33	CONN	5:42.29
25 Frederiksen, Craig	32	IM	4:53.35	83 Morales, Tito	59	UCLA	5:21.00	144 Sutton, Robert	42	NAST	5:43.22
26 Cooper, Jeremy	23	UC10	4:53.50	84 Jent, Daniel	40	ALEX	5:22.83	145 Wright, Jason	49	UC16	5:44.42
27 Iovanovich, Igor	30	SYS-55	4:54.37	85 Lucero, Michael	47	GRA	5:23.25	146 Scanlan, Kevin	63	IM	5:44.46
28 Healy, Devon	29	WLAC	4:55.00	86 Herman, Eric	46	SPM	5:23.87	147 Welklin, David	52	NAST	5:45.00
29 Callahan, Keeler	24	NAM	4:55.33	87 Travers, Craig	55	UC04	5:24.04	148 Wosick, Steve	47	SBRM-16	5:45.00
30 Dickson, Kurt	50	GRA	4:56.05	88 Phillips, Daniel	55	PSM	5:24.26	149 Shipp, Bill	58	UMAC	5:45.00
31 Nygren, Mats	52	PSM	4:56.14	89 Adams, James	40	OREG	5:24.36	150 Dodson, Phil	65	IM	5:45.01
32 Reader, Paul	42	IM	4:56.70	90 Roper, Matt	37	DAM	5:24.58	151 Wade, Michael	31	WMAC	5:45.16
33 McCollister, Andrew	25	O*H*-18	4:57.82	91 Dixon, Matthew	55	KONA	5:24.85	152 Sanchez, Greg	60	NCMS	5:45.51
34 Pepper, Bryan	26	BCTM	4:59.77	92 Ferber, Noah	19	LVM	5:25.00	153 Modjeska, Mark	65	ARIZ	5:47.27
35 Rouch, Stephen	37	INDY	4:59.92	93 Sabala, Michael	37	CHEL	5:25.18	154 Peppercorn, Andrew	40	OHSP	5:47.62
36 Monahan, Sean	25	SFTL	5:01.31	94 Rosales Yopez, Jose	32	MINN	5:25.50	155 Corr, David	43	IM	5:47.87
37 Secor, Don	43	IM	5:01.98	95 Wimberly, Kirk	49	WHA	5:26.00	156 Koch, Joe	46	SBRM-16	5:48.93
38 Hunter, Andy	40	HAFL	5:02.85	96 Gillie, Brian	42	FWYS-16	5:26.26	157 Francis, Lee	57	IM	5:50.18
39 Keller, Matt	48	IM	5:03.50	97 Ogilby, Kayo	45	COLO-32	5:26.89	158 Beatty, Chuck	59	O*H*-18	5:53.88
40 Valdivia, Ricardo	53	GRSC	5:03.91	98 Callahan, Jim	60	NAM	5:27.66	159 Cowan, Neil	40	MICH	5:55.00
41 Kays, David	50	PSM	5:04.03	99 Billingsley, Patrick	37	PBM	5:28.00	160 Knowles, Andy	63	SWIFT	5:55.23
42 Fox, Will	25	NCMS	5:04.49	100 Schuman, James	19	UC21	5:28.33	161 Melanson, Edward	55	CMS	5:55.35
43 Heijnen, Michel	31	NCMS	5:04.92	101 Weisser, Karl	27	SBRM-16	5:28.39	162 Jacobs, Dave	50	IM	5:55.75
44 Halloran, Ross	42	NAM	5:05.00	102 Davis, Andrew	44	SFTL	5:28.75	163 Owen, Jason	37	SLAM	5:56.00
45 Gamroth, Grant	21	PSCM	5:05.18	103 Gerard, William	26	CONN	5:28.76	164 Querciagrossa, AJ	53	PAWW-21	5:56.66
46 Magee, Mark	50	GRA	5:05.42	104 Sur, Thomas	35	ELG	5:29.29	165 Whitcomb, Grant	55	PBM	5:57.09
47 Van Huis, Alex	30	IM	5:05.55	105 Jaroszewicz, Matthew	28	O*H*-18	5:29.49	166 Heinrich, Mark	60	SFTL	5:57.77
48 Miller, Michael	31	SFTL	5:05.77	106 Morales, John	60	SRM	5:29.55	167 Blumenthal, Jeffrey	64	IM	5:58.00
49 Altman-Kurosaki, Jonas	29	AGUA	5:06.69	107 Garton, Daniel	61	DAMM	5:29.72	168 Clemmons, Jim	68	SAWS	5:59.50
50 McCulloch, Michael	43	INDY	5:07.77	108 Barringer, Rob	52	CMS	5:29.80	169 Chambers, John	62	CHEL	6:00.00
51 Bennett, Dennis	52	IAMA	5:07.81	109 Brown, Dale	50	ZAM-16	5:30.21	170 Bell, Alan	68	PSM	6:00.00
52 Musser, Seth	25	MOVY	5:08.13	110 Tyler, Bob	55	NEM	5:30.25	171 Kerr, Kyle	26	VALM	6:00.00
53 Ramsay, George	26	WH20	5:08.98	111 Hochstrasser, James	33	GRA	5:30.93	172 Toft, Victor	65	IM	6:05.00
54 Martin, Patrick	41	ABM	5:10.00	112 Frawley, Jeff	35	CSI-16	5:31.55	173 Tribuzi, Scot	60	NAM	6:05.00
55 Kinsella, David	40	IM	5:10.00	113 Winter, Doug	49	PSM	5:31.69	174 Purdie, James	66	NAM	6:05.62
56 Costa, Fernando	33	MICH	5:10.00	114 Zerbonia, Nicholas	26	PAWW-21	5:31.72	175 Miller, Robert	58	NAST	6:07.14
57 Martinez, Juan	42	SFTL	5:10.00	115 Pfaltzgraff, Mark	56	WMAC	5:32.00	176 Olson, Chuck	68	MICH	6:08.00
58 Dunlap, Courtney	40	ARIZ	5:10.15	116 Davis, Kern	63	SPM	5:32.08	177 Sheahan, Dan	60	VMST	6:08.86
				117 Berryhill, Keith	58	WHA	5:32.80	178 Van De Laarschot, Keith	60	WMAC	6:09.10
				118 Magazine, Andrew	27	PBM	5:32.99	179 Alkire, Jim	59	DAMM	6:10.00
				119 Raffaelli, Ryan	41	VCM	5:33.00	180 Kasemsarn, Richard	47	IM	6:10.50

2018 Nationwide USMS Spring Nationals - 5/10/2018 to 5/13/2018

IU Natatorium, Indianapolis

Meet Program - Sunday, May 13, 2018

#32 ... (Men 500 Yard Freestyle)

181 Couch, Bob	71 SYSM-14	6:10.50	240 Mueller, Lawrence	73 WMAC	7:37.78
182 Foree, Macy	46 SKY	6:11.06	241 Putnam, David	73 PBM	7:39.00
183 Aumiller, Joe	60 MICH	6:14.00	242 Dolezal, Edward	61 IM	7:45.00
184 Rudloff, Jr., Edward	70 TOC	6:14.50	243 Berebitsky, Steve	46 SBRM-16	7:45.00
185 Stevens, Craig	65 1776	6:14.88	244 Trauber, Ami	78 SFTL	7:45.00
186 O'Neill, Roy	56 BCTM	6:15.00	245 Walker, Joseph	76 SNM	7:45.00
187 Clark, Gregory	34 OHSP	6:15.00	246 Martin, Ray	80 MICH	7:45.25
188 Schueneman, Grant	40 WMAC	6:15.00	247 LeRoy, Richard	77 ARIZ	7:55.00
189 Putnam, Clay	60 MICH	6:15.46	248 Berebitsky, Gary	60 SBRM-16	8:00.45
190 Khouri, Brian	32 BUMS	6:17.95	249 Schumann, David	71 TNAQ	8:02.66
191 Rodefeld, Gary	64 EAM-16	6:19.00	250 Henry, Nicholas	33 SBRM-16	8:11.00
192 Miller, Douglas	71 SLAM	6:19.00	251 Johnston, Kevin	59 ISWM	8:24.00
193 Alexander, Drew	46 INDY	6:20.00	252 Hall, Sid	82 O*H*-18	8:25.00
194 Gianniny, Bruce	67 ROCH	6:20.57	253 Cannamela, Donald	71 NICK	8:30.00
195 Rokosz, Peter	36 MMA	6:22.08	254 Spence, Thomas	73 O*H*-18	8:32.57
196 Chorpenning, Andrew	25 ISWM	6:22.99	255 Bamman, John	51 SKY	8:52.98
197 Clements, Jessee	58 ZAM-16	6:23.32	256 Foges, John	74 OREG	8:54.10
198 Keen, John	54 COOG	6:23.39	257 Brown, Paul	67 ELG	8:58.09
199 St. Germain, Eric	55 MICH	6:23.69	258 Cannan, Patrick	77 PBM	8:58.72
200 Sokolow, Steven	62 AGUA	6:26.55	259 Snowwhite, Larry	71 RMST	9:10.83
201 Kornblatt, Daniel	68 BUMS	6:27.50	260 Nobbe, Nick	79 RMST	9:26.67
202 Selles, Carl	71 SPM	6:29.03	261 Frappier, Gilles	75 SFTL	9:42.42
203 Vogel, Michel	42 SFTL	6:29.13	262 Devennish, Edward	73 NAM	9:55.32
204 Murray, Robert	62 KONA	6:29.70	263 Maine, Thomas	92 SLAM	10:02.22
205 Conner, Christopher	57 WCM	6:29.97	264 Lopez, Francisco	69 WMAC	11:10.00
206 Zubrod, Stephen	63 NCMS	6:30.00	265 Williams, Robert	79 O*H*-18	11:11.11
207 Vince, Peter	61 UC37	6:30.00	266 Aikman, Richard	71 ZAM-16	12:00.00
208 Slick, Daniel	69 WMAC	6:30.00	267 Hogan, Thomas	83 PBM	13:00.99
209 Ralphs, Tony	74 SDSM	6:30.41	268 Murray, Dave	85 MOVY	18:00.00
210 Campbell, Chris	57 MVM	6:31.06			
211 Spratt, Mark	62 INDY	6:32.22			
212 Sautters, Robert	66 O*H*-18	6:34.89			
213 Smith, Richard	72 EAM-16	6:36.00			
214 Arneson, Gaard	70 MICH	6:39.50			
215 Staudacher, David	65 MICH	6:39.99			
216 Quiggin, David	73 PBM	6:40.00			
217 Millholland, Carl	65 WMAC	6:40.00			
218 Brandt, Scott	55 IM	6:40.75			
219 Thompson, Frank	66 MICH	6:44.06			
220 Corris, Robert	73 WMAC	6:47.46			
221 Langendorfer, Stephen	67 BUMS	6:55.35			
222 Larson, Allen	65 OREG	6:56.54			
223 Izzi, James	56 MICH	6:59.13			
224 Saunders, John	30 INDY	7:00.00			
225 Wilbrandt, Thierry	62 INDY	7:00.00			
226 Schall, J-d	46 SKY	7:00.00			
227 Schutz, Kevin	54 WMAC	7:00.00			
228 Long, Robert	70 IM	7:04.45			
229 Hillemonds, Michael	61 ELG	7:05.40			
230 Lewis, David	66 INDY	7:07.73			
231 Ritchie, Jerry	53 ZAM-16	7:10.00			
232 Knuth, Clark	69 WMAC	7:15.00			
233 Jackson, Adam	31 ENSW	7:28.40			
234 Mennen, Marty	81 INDY	7:30.00			
235 Kolo, Garrett	49 ISWM	7:30.00			
236 Fortune, James	64 MICH	7:30.00			
237 Raffaelli, Larry	75 VCM	7:31.00			
238 Fritschen, Tom	62 PSM	7:31.83			
239 Goldbas, Mervyn	75 SFTL	7:33.78			

2018 Nationwide USMS Spring Nationals - 5/10/2018 to 5/13/2018

IU Natatorium, Indianapolis

Meet Program - Sunday, May 13, 2018

#33 Women 100 Yard Breaststroke

Lane	Name	Age Team	Seed Time
Heat 1 of 30 Finals			
3	Berning, Henrietta	84 IM	2:42.00
4	Jaffe, Kristin	80 TAM	1:50.55
5	Reinke, Carol	81 WMAC	2:40.00
6	Butler, Pat	80 MICH	2:45.53
Heat 2 of 30 Finals			
1	Smith, Stephanie	75 SFTL	3:58.00
2	Wall, Harriet	75 MICH	2:34.59
3	Easton, Luise	79 O*H*-18	2:15.00
4	Stretch, Nancy	78 TOC	1:57.11
5	Bruin, Peggy	77 MICH	2:10.03
6	Cheng, Angela	76 MICH	2:18.46
7	Harris, Ursula	79 IM	2:42.83
Heat 3 of 30 Finals			
1	Camp, Robyne	71 PBM	2:00.00
2	Christenson, Candy	71 WMAC	1:54.19
3	Gillies, Judy	70 ARIZ	1:45.98
4	Brown, Dana	70 PALM	1:30.65
5	Bauer, Mary	70 NAM	1:44.15
6	Burns, Suzi	71 ETM-12	1:48.61
7	Webb, Linda	72 SFTL	1:55.30
Heat 4 of 30 Finals			
2	Kendrick, Anne	66 NASH	2:19.76
3	Collins, Susan	68 WCM	1:46.32
4	Scherwat Ducourneau, W	67 GRA	1:41.97
5	Kracen, Cindy	67 ELG	1:45.97
6	Myer, Cynthia	65 O2	1:46.59
Heat 5 of 30 Finals			
1	Wagner, June	67 UC17	1:39.91
2	Seaton, Jessica	65 WH20	1:32.99
3	Coellner, Deb	67 UC25	1:28.00
4	Wolff, Melinda	65 1776	1:23.94
5	Bierwert, Karen	65 NEM	1:26.85
6	Merena, Elizabeth	65 CHEL	1:32.61
7	Fitzpatrick, Maureen	66 PBM	1:38.99
8	Atkinson, Fiona	67 NEM	1:40.95
Heat 6 of 30 Finals			
2	Fazzano, Catalina	64 SFTL	1:52.79
3	Smath, Meg	61 SKY	1:44.49
4	Penn, Jodi	64 KM	1:48.50
5	Taffee, Roberta	62 MICH	2:02.93
6	Layton, Teresa	54 NAST	1:40.79
7	McPeak, Kris	50 SPP	1:56.80
Heat 7 of 30 Finals			
1	Diel, Diane	60 WMAC	1:40.00
2	Del Greco, Jane	61 IM	1:34.80
3	Goodwin, Kim	60 NEM	1:32.07
4	Moak, Mary	61 PBM	1:31.60
5	Dalton, Beth	62 HOPK	1:32.00
6	Krier, Anita	61 WMAC	1:34.72
7	Curl, Mary	61 SKY	1:38.00
8	Romberg, Valerie	62 INDY	1:41.14

Heat 8 of 30 Finals

1	Penney, Debra	60 UTAH	1:27.53
2	Alton, Dale	60 NCMS	1:27.00
3	Siegel, Christine	61 SDSM	1:25.97
4	Mann, Melinda	61 WMAC	1:18.57
5	Ryan, Wendy	60 BUMS	1:22.50
6	Gettelfinger, Cheryl	60 INDY	1:26.76
7	Finch, Merry	63 KONA	1:27.15
8	McTavish, Sandie	63 ARIZ	1:30.54
Heat 9 of 30 Finals			
1	Marks, Karen	58 SFTL	1:44.48
2	Ellwood, Margaret	55 WMAC	1:35.28
3	Lynott, Andrea	56 UC38	1:31.31
4	Grebe, Suzanne	56 MICH	1:30.75
5	Bolda, Barbara	56 MMA	1:30.93
6	Morse, Celia	57 NASH	1:32.01
7	Marshfield, Ann	59 O*H*-18	1:38.58
8	Luebbe, Pamela	54 SKY	1:38.60
Heat 10 of 30 Finals			
1	Petersen, Stephanie	56 SLAM	1:30.00
2	Stratton, Christine	59 IM	1:28.90
3	Kimple, Karen	56 WMAC	1:25.19
4	Froehlich, Kathryn	56 IM	1:24.00
5	Martoni, Samantha	56 ARIZ	1:24.17
6	Carter, Ruth	59 AKMS	1:27.52
7	Sedivy, Angela	55 NAM	1:29.37
8	Caldwell, Kris	56 KENM	1:30.53
Heat 11 of 30 Finals			
1	Cort, Hayley	56 AGUA	1:23.40
2	Miller, Patricia	57 VMST	1:21.46
3	Wenzel, Chris	58 PBM	1:18.10
4	Crouch, Kim	56 UC32	1:15.24
5	Koster, Carolyn	56 POST	1:16.90
6	De Herder, Elizabeth	59 PALM	1:20.19
7	Lepinski, Cokie	58 ARIZ	1:23.27
8	Restrepo, Marie	55 1693	1:23.53
Heat 12 of 30 Finals			
1	Pawluk, Roxie	52 IM	1:29.36
2	Leeds, Patricia	53 WMAC	1:28.05
3	Stiberth, Amanda	53 ELG	1:25.92
4	Zien, Livia	52 SPM	1:25.68
5	Lau, Serena	50 RATS	1:25.80
6	Gregory, Ellen	54 INDY	1:28.00
7	KielyKilpatrick, Carolyn	53 NEM	1:28.72
8	Juson, Justine	50 USF	1:35.61
Heat 13 of 30 Finals			
1	Dodd, Dina	54 NSMS	1:24.51
2	Meinholz, Amy	52 WMAC	1:23.00
3	Quillen, Diane	54 NCMS	1:22.96
4	Rossi, Leann	51 ART	1:21.51
5	Smith, Liesl	53 IM	1:22.20
6	McLaughlin, Lisa	54 MVN	1:23.00
7	Rogers, Julie	50 MICH	1:24.45
8	Phalen, Jennifer	53 DAM	1:25.03

Heat 14 of 30 Finals

1	Ladd, Laura	50 ENSW	1:19.12
2	Wilhelm, Annika	50 IM	1:16.81
3	Weiderman, Jennifer	51 CVMM	1:15.40
4	Buck, Corrin	53 MICH	1:12.09
5	Dixon, Lou Ann	50 MICH	1:15.25
6	Biegler-Ciaccio, Leslie	51 IM	1:16.10
7	Groves, Lisa	53 RMST	1:17.96
8	Michel, Emmanuelle	51 MICH	1:20.80
Heat 15 of 30 Finals			
2	Farmer, Anne	48 IM	1:47.85
3	Kukla, Anne	47 MICH	1:26.22
4	Wattles, Sonja	48 IM	1:25.67
5	Knight, Tracy	45 INDY	1:25.93
6	Mattei, Kimberly	46 SBRM-16	1:35.00
7	Montgomery, JoLynn	46 MICH	1:50.00
Heat 16 of 30 Finals			
1	Haberstich, Carrie	46 IM	1:23.62
2	Burns, Natasha	46 MOST	1:22.00
3	Peterson, Julie	45 ISWM	1:19.74
4	Carter, Jennifer	47 KENM	1:18.00
5	Rublein, Susanne	47 MAM	1:18.04
6	May, Jennifer	49 WMAC	1:20.22
7	Postma, Terri	48 GERM	1:23.00
8	Settimi, Nora	47 WMAC	1:25.56
Heat 17 of 30 Finals			
1	Blackburn, Lisa	46 PBM	1:13.73
2	Goodale, Rainy	48 NEM	1:11.23
3	Condor-Fisher, Sarah	46 MACS	1:11.08
4	Schaetz, Trina	45 WMAC	1:08.70
5	Dunn, Sara	45 NCMS	1:08.98
6	Hayes, Lisa	46 WMAC	1:11.18
7	Visser, Linda	48 COOG	1:13.23
8	Hall, Julie	49 WMAC	1:16.50
Heat 18 of 30 Finals			
1	Williams, Valerie	39 IM	1:33.63
2	Rose, Leanne	35 ADMS	1:29.04
3	Kays, Amelia	38 ALEX	1:23.07
4	Miller, Stephanie	39 ISWM	1:32.72
5	Jensen, Rebecca	43 ELG	1:33.22
6	Ufford, Kate	42 PBM	1:27.29
7	Port, Juliet	42 INDY	1:32.94
Heat 19 of 30 Finals			
1	Shuster, Megan	41 IM	1:26.45
2	Lovett, Mandy	43 LASH-8	1:25.71
3	Frech, Nancy	44 IM	1:25.15
4	Lingner, Heather	42 IM	1:19.59
5	Pajeau, Nichelle	43 IM	1:21.13
6	Darling, Karen	42 IM	1:25.49
7	King, Victoria	42 NCMS	1:26.24
8	Algera, Bonnie	41 FAC	1:26.46

2018 Nationwide USMS Spring Nationals - 5/10/2018 to 5/13/2018

IU Natatorium, Indianapolis

Meet Program - Sunday, May 13, 2018

Heat 20 (#33 Women 100 Yard Breaststroke)

1	Hughes, Carrie	43 GAJA	1:18.34
2	Hoover, Molly	41 IM	1:15.70
3	Milliken, Kathleen	40 MICH	1:08.61
4	Glenn, Katie	41 OPA-32	1:03.95
5	Keiber, Casey	40 SYSM-14	1:07.89
6	Perez, Sarah	42 WMAC	1:13.29
7	Deaton, Rebecca	42 ETM-12	1:16.73
8	Jean, Brandy	43 RIO	1:19.11

Heat 21 of 30 Finals

1	Tibbs, Jackie	38 SKY	1:21.76
2	Butler, Agnese	38 KENM	1:20.00
3	Thomovsky, Stephanie	39 ISWM	1:18.78
4	Conway, Kieara	39 AKMS	1:18.36
5	Ritter, Jennifer	35 BBWM-14	1:18.72
6	Barbosa, Tatiana	38 SFTL	1:19.39
7	Seidler, Mindy	38 WMAC	1:21.63
8	Kintop, Kristy	36 WMAC	1:21.78

Heat 22 of 30 Finals

1	Hine, Clare	35 KAC	1:15.76
2	Hollister, Mary	38 ENSW	1:13.91
3	Schneider, Lindsey	36 NAM	1:10.56
4	Mayer-Liotta, Ashley	38 PSCM	1:09.51
5	Melsen, Krisie	37 MINN	1:09.57
6	Snook, Meredith	36 TPIT	1:11.41
7	Connolly, Molly	35 OMAH	1:14.29
8	Rueda, Marcela	36 SRM	1:16.99

Heat 23 of 30 Finals

2	Quoss, Ashley	34 INDY	1:30.00
3	Mansfield, Nikkie	31 ROSE	1:27.37
4	Jacobs, Naomi	32 SPP	1:23.03
5	Bolf, Victoria	32 IM	1:26.83
6	Cook, Emily	32 GBM	1:27.99
7	Yager, Laura	33 MICH	1:36.02

Heat 24 of 30 Finals

1	Gilson, Kristine	30 IM	1:22.00
2	Morris, Elizabeth	34 O*H*-18	1:20.76
3	Twist, Christina	31 ENSW	1:19.75
4	O'Brien, Martha	33 WMAC	1:17.58
5	Lau, Amanda	33 SLAM	1:18.20
6	Carlson, Megan	34 INDY	1:20.00
7	Colella, Mariel	32 PSM	1:22.00
8	Stranzl, Colleen	31 L4S	1:22.55

Heat 25 of 30 Finals

1	Capizzi, Stefanie	31 ROSE	1:12.83
2	Bruce, Elizabeth	34 NASH	1:09.00
3	O'Leary, Britta	33 AWJ	1:07.00
4	Herrmann, Danielle	30 CLOV	59.80
5	Houston, Katy	30 TOC	1:05.42
6	Smith, Erica	31 INDY	1:07.69
7	Geskos, Evangeline	34 GMUP	1:12.53
8	Blaseio, Poppy	31 NASH	1:15.00

Heat 26 of 30 Finals

3	Saunders, Jessica	27 INDY	1:30.00
4	Williams, Holly	28 VALM	1:21.20
5	White, Kristin	27 NCMS	1:23.92
6	Shafer, Allison	28 SBRM-16	1:30.00

Heat 27 of 30 Finals

1	Singleton, Amanda	28 SFTL	1:18.11
2	Marshall, Amanda	29 VALM	1:17.75
3	Tonelli, Marlana	29 SWED-21	1:14.72
4	Duraj, Michelle	25 ROSE	1:12.00
5	Courtney, Julia	27 DAS	1:13.88
6	Colker-Eybel, Cara	26 O*H*-18	1:17.51
7	Regan, Margaret	26 IRM-16	1:17.83
8	Guerra, Mariela	28 SFTL	1:19.74

Heat 28 of 30 Finals

1	Alef, Valerie	25 SLAM	1:10.64
2	Hall, Lindsay	28 BCTM	1:09.11
3	Olson, Christine	27 TOC	1:06.61
4	Ripley, Rachel	27 NYAC	1:04.94
5	Iovanovich, Courtney	28 SYS-55	1:05.56
6	Sharpe, Anna	26 KM	1:08.62
7	Hernandez, Abby	25 SLAM	1:10.00
8	Marks, Jamie	29 SFTL	1:10.73

Heat 29 of 30 Finals

2	Fowler, Danielle	24 MICH	1:28.97
3	Sheafor, Tirion	23 SCHS-55	1:23.24
4	Peterson, Morgan	24 UC17	1:21.33
5	Estes, Hannah	24 IRM-16	1:22.38
6	Mastrandrea, Sarah	24 MICH	1:24.20

Heat 30 of 30 Finals

1	Kappeler, Rachel	21 INDY	1:18.59
2	Barsun-Villa, Adelheid	21 NMMS	1:12.04
3	Weiss, Laura	23 INDY	1:10.00
4	Gibson, Emily	22 GRA	1:04.45
5	Kaestner, Katie	24 PSM	1:09.31
6	Meinholz, Anna	24 WMAC	1:12.00
7	Hein, Stephanie	23 MICH	1:15.00
8	Holtz, Meghan	21 UC17	1:20.00

#34 Men 100 Yard Breaststroke

Lane	Name	Age	Team	Seed	Time
------	------	-----	------	------	------

Heat 1 of 39 Finals

1	Myers, Jerry	80 INDY	1:57.11
2	May, George	80 WMAC	1:42.00
3	Costill, David	82 INDY	1:29.78
4	Lau, Wang	81 YCHA-15	1:34.00
5	Johnston, Bob	81 PBM	1:43.50
6	Mitchell, Tom	85 SDSM	2:02.94
7	Knowles, Percy	87 SWIFT	2:25.30
8	Hubbard, Donald	90 SDSM	3:03.00

Heat 2 of 39 Finals

3	Truong, Dominique	79 PSM	1:46.00
4	Burgess, Thom	75 CMS	1:34.00
5	Eisenklam, Peter	75 ARIZ	1:44.73
6	Grant, Will	76 VMST	2:00.00

Heat 3 of 39 Finals

1	Faludy, Tom	71 SBRM-16	1:50.50
2	Pohlmann, John	74 SLAM	1:41.05
3	Ota, Ken	71 ELG	1:32.00
4	Parsons, Roger	71 PBM	1:28.50
5	Hunt, Larry	70 SKY	1:28.82
6	Riker, Tony	73 GOLD	1:39.00
7	Niu, Tf	73 BUMS	1:45.81
8	Walker, Thomas	71 PSM	2:30.00

Heat 4 of 39 Finals

1	Clarke, Gregory	70 COLE-16	1:27.15
2	Corris, Robert	73 WMAC	1:25.75
3	Wendt, George	70 IM	1:20.00
4	Mahler, Jay	71 MICH	1:16.00
5	Olzmann, Kurt	73 MICH	1:19.25
6	Myers, Richard	70 NEM	1:25.00
7	Leonard, Roger	70 ANCM	1:26.36
8	Fuenmayor, Jose	74 NASH	1:28.47

Heat 5 of 39 Finals

2	Coellner, Denison	66 UC25	1:47.30
3	Fuerman, Ross	65 NEM	1:29.50
4	McCord, John	69 TNAQ	1:26.13
5	Kennedy, James	66 CMAM	1:26.81
6	Schroeder, Bruce	66 SUSA	1:30.32

Heat 6 of 39 Finals

1	Hawks, Dean	65 INDY	1:22.90
2	Devins, Jeff	65 KONA	1:20.74
3	Kerns, Hubie	68 VCM	1:15.33
4	Colella, Rick	66 PSM	1:02.75
5	Dahlberg, Peder	68 IM	1:11.22
6	Douglass, Nick	68 O*H*-18	1:18.50
7	Wisland, Dave	67 SLAM	1:21.00
8	Cochrane, Scott	65 HOLY	1:23.47

Heat 7 of 39 Finals

1	Rochon, Harold	60 MICH	1:54.72
2	Moss, Lawrence	62 IM	1:37.32
3	Spaethe, David	64 UC16	1:30.78
4	Golz, Bob	61 SLAM	1:27.72
5	Stevens, Rhoads	64 OCMT	1:28.71
6	Henning, Brad	62 WMAC	1:34.43
7	Hadlich, Kelly	60 MICH	1:40.60

Heat 8 of 39 Finals

1	Johannsen, David	63 SBM	1:20.60
2	Hektner, Eric	60 TVM	1:18.51
3	Meyer, Kenneth	62 ELG	1:16.49
4	Toth, Dennis	63 TNAQ	1:15.69
5	Finn, Peter	64 DOC	1:15.81
6	Lamontagne, Robert	60 CONN	1:17.30
7	Phillips, Mike	61 MICH	1:19.90
8	Tarnapol, Pete	61 NAM	1:24.23

Heat 9 of 39 Finals

1	Haberek, Cork	61 SKY	1:13.58
2	Merrill, Nick	60 IM	1:12.00
3	Swenor, Gary	63 DAM	1:11.42
4	Seybold, Harvey	63 IM	1:10.50
5	Wall, Dan	62 ADMS	1:11.09
6	Vehovec, Henry	60 SFTL	1:11.72
7	Magiera, Joseph	61 UC21	1:12.85
8	Hoganson, Robert	60 WMAC	1:13.72

Heat 10 of 39 Finals

1	Keyser, Brian	61 1776	1:09.47
2	Henry, Shafer	60 CMS	1:09.00
3	Hamm, Michael	60 KM	1:07.14
4	Neville, Richard	61 FAST	1:06.01
5	Lindstedt, David	62 LAPS	1:07.03
6	Parker, Randy	63 MICH	1:08.50
7	Slowey, Michael	60 PALM	1:09.10
8	Von Hoffmann, Gerard	62 SDSM	1:10.00

2018 Nationwide USMS Spring Nationals - 5/10/2018 to 5/13/2018

IU Natatorium, Indianapolis

Meet Program - Sunday, May 13, 2018

Heat 11 (#34 Men 100 Yard Breaststroke)

3	Janasko, James	59 O*H*-18	1:29.10
4	Masimore, Lyle	59 MICH	1:18.30
5	Jerabek, Douglas	58 UC17	1:19.90
6	Woerner, Bruce	55 ELG	1:32.52

Heat 12 of 39 Finals

1	Kelley, Kevin	56 O*H*-18	1:16.20
2	Davis, William	59 NEM	1:15.72
3	Feddersen, Brett	55 SFY	1:13.95
4	Raine, Charlie	58 LAPS	1:13.55
5	Hood, Daniel	57 MICH	1:13.61
6	Francis, Lee	57 IM	1:15.33
7	Mansilla, Frankin	58 NEM	1:15.90
8	Michaels, Charles	59 MOST	1:16.36

Heat 13 of 39 Finals

1	Cole, Andrew	55 HAFL	1:10.80
2	Allen, Peter	59 WMAC	1:09.81
3	Holmberg, Tom	59 IM	1:09.20
4	Naylor, Jeff	59 NEM	1:06.29
5	Moreno, Al	59 PBM	1:08.64
6	Foltz, Carl	56 MICH	1:09.73
7	Ritchie, Andy	59 TRAY	1:10.00
8	Weissman, Greg	56 CRSC	1:12.96

Heat 14 of 39 Finals

1	Blommel, Gregory	58 WMAC	1:05.64
2	Dyer, Andy	59 AWJ	1:04.98
3	Aubrey, Michael	57 HAFL	1:04.20
4	Guthrie, David	57 RICE	1:00.13
5	Travaini, Carlo	55 MVN	1:02.00
6	Holland, David	59 WMAC	1:04.50
7	McAdam, Robert	55 GS	1:04.99
8	Alexandrov, Plamen	57 IM	1:05.92

Heat 15 of 39 Finals

2	Endres, Paul	54 WCM	1:20.47
3	Grady, Seth	53 NEM	1:14.52
4	Schultz, Richard	51 GBM	1:13.47
5	Costello, John	51 LYON-21	1:13.52
6	Ramos, William	53 DOC	1:19.50
7	Flynn, John	50 MICH	1:27.68

Heat 16 of 39 Finals

1	Ure, Jeff	53 UC21	1:12.52
2	Sinitz, John	51 WMAC	1:10.00
3	Mench, Edward	51 SYSM-14	1:08.44
4	VanderMey, Mark	52 MICH	1:07.08
5	Strate, Brian	51 SDSM	1:07.50
6	Thompson, Anthony	54 MOVY	1:09.99
7	Brandt, Mark	52 IM	1:10.10
8	Wilcox, John	54 LIB	1:13.00

Heat 17 of 39 Finals

1	Ewing, Michael	51 MINN	1:06.32
2	Harris, Gregory	54 VMST	1:04.97
3	Fiser, Graeme	52 SFTL	1:02.44
4	Williams, Neill	50 DCAC	1:02.02
5	Tuchler, Jim	53 IM	1:02.30
6	Biegel, Mark	52 MMAC-48	1:04.44
7	Oliva, Stepan	51 WIN	1:05.06
8	Luebbe, James	50 SKY	1:06.90

Heat 18 of 39 Finals

2	Winslow, Scott	46 GRA	1:29.10
3	Seguin, Mark	45 MINN	1:20.42
4	Ronau, Matt	46 SKY	1:12.74
5	Kinder, John	45 OREG	1:14.19
6	De Lone, Daniel	49 WMAC	1:22.78
7	Schall, J-d	46 SKY	1:30.00

Heat 19 of 39 Finals

1	Born, Jason	45 SWIN-16	1:11.25
2	Michel, Patrick	47 MICH	1:08.31
3	Field, Jayson	45 MICH	1:07.02
4	Sangmeister, Gary	47 SVY	1:06.50
5	Roberts, David	46 CRUZ	1:06.60
6	Wollenhaupt, Eric	47 NAST	1:07.98
7	Ellis, Andrew	49 UMAC	1:10.00
8	Slad, Thomas	46 LYON-21	1:11.46

Heat 20 of 39 Finals

1	Espino, Rudy	49 IM	1:06.23
2	Nance, Chad	45 NAM	1:05.99
3	Stephens, Ryan	46 INDY	1:05.00
4	Carmosino, Vince	48 PSM	1:02.47
5	Wharton, Dave	48 NAM	1:02.69
6	Hamilton, Nathan	49 SNM	1:05.57
7	Schaetz, Daniel	47 WMAC	1:06.00
8	Wood, Brent	48 ASCP-38	1:06.44

Heat 21 of 39 Finals

1	Kitzman, Scott	48 PBM	1:02.00
2	Doherty, Todd	47 PSM	1:01.85
3	Solano, Abraham	48 SKY	1:00.20
4	West, Steve	46 NOVA-33	56.10
5	Baleka, Siphwiwe	47 MOVY	57.67
6	Goodison, Michael	46 UMAC	1:01.32
7	Tessin, Chris	47 PBM	1:01.90
8	Grotke, Kevin	45 IM	1:02.05

Heat 22 of 39 Finals

2	Stolle, Matt	44 FSAM-16	1:31.00
3	Hovyadinov, Sergei	44 ZAM-16	1:20.24
4	Auld, Brandon	42 SLAM	1:15.34
5	Ayshford, Mark	43 ZAM-16	1:19.65
6	Geiss, Anthony	44 UC16	1:25.00
7	Marcussen, Charles	43 SBRM-16	1:40.00

Heat 23 of 39 Finals

1	Cox, Raymond	43 SFTL	1:12.99
2	Nakahodo, Sidney	42 BCTM	1:10.80
3	Darcy, Peter	42 SHAM-11	1:10.46
4	Shavrov, Alexander	42 NASH	1:09.00
5	Warren, Robert	43 IM	1:09.30
6	Betenbaugh, David	42 PALM	1:10.75
7	Dowd, Jeffrey	43 MINN	1:12.86
8	Huffman, Aaron	42 SBRM-16	1:14.79

Heat 24 of 39 Finals

1	Dale, Michael	41 MICH	1:08.56
2	O'Malley, Mark	41 INDY	1:07.54
3	Hill, Keith	43 NAM	1:07.07
4	Baldwin, Craig	44 RMST	1:06.47
5	Quane, Eric	42 CSLA	1:07.00
6	Bell, Bryan	41 WMAC	1:07.31
7	Jones, Cody	43 BCTM	1:08.00
8	Wu, Bobby	44 WMAC	1:09.00

Heat 25 of 39 Finals

1	Stich, Darryl	42 WMAC	1:02.87
2	Schmidt, Matthew	40 WH20	1:01.29
3	Beckwith, Harvey	40 GOLD	57.89
4	Comings, Jeff	44 ARIZ	55.37
5	Holden, Blake	41 NAM	57.59
6	Powers, Brian	43 INDY	59.98
7	Klepchick, Paul	43 SHAM-11	1:02.00
8	Williams, Rich	42 1693	1:03.59

Heat 26 of 39 Finals

2	Tracy, Ryan	39 MICH	1:20.00
3	Corr, Christopher	39 HPX-16	1:20.00
4	Matchison, Darren	35 LAKY-17	1:17.64
5	Charmes, Roman	39 WH20	1:18.09
6	Henry, Keith	37 SBRM-16	1:20.00

Heat 27 of 39 Finals

1	Hanford, Jeremy	36 RMST	1:10.56
2	Vogel, Nick	35 IM	1:10.00
3	Murray, Todd	38 WMAC	1:09.33
4	Cedano, Noel	38 SFTL	1:06.74
5	Durieux, Kyle	39 ROSE	1:07.84
6	Brown, Adam	37 ELG	1:10.00
7	Ambrose, Shawn	38 BCTM	1:10.00
8	Bergford, Brian	36 CMS	1:10.90

Heat 28 of 39 Finals

1	Flemming, Ross	37 UC15	1:05.03
2	Spoon, Ryan	37 CONN	1:03.38
3	Quane, David	38 CSLA	1:02.36
4	Teske, Brian	35 NAST	1:02.00
5	Bermudez, Oscar	39 COOG	1:02.36
6	Durieux, Chad	38 ROSE	1:02.55
7	Silver, Isaac	39 ENSW	1:03.88
8	Hunte, Rod	36 NAM	1:05.35

Heat 29 of 39 Finals

1	Filion, Guillaume	38 NN	1:01.07
2	Rogulj, Vanja	36 SACM-14	59.90
3	Jiracek, Jakub	38 AKMS	58.78
4	Wells, Geoff	35 BUMS	57.17
5	Vanderkaay, Christian	36 MICH	58.00
6	Carlson, Timothy	38 IM	59.79
7	Magarity, Tyler	39 SFTL	1:01.00
8	Sur, Thomas	35 ELG	1:01.11

Heat 30 of 39 Finals

2	LaFree, Matthew	31 SBRM-16	1:40.15
3	Dillon, Robert	30 FSAM-16	1:28.36
4	Hartley, John	31 IM	1:10.10
5	Hudak, Kyle	31 SBRM-16	1:20.00
6	Schlifke, Peter	34 SBRM-16	1:30.50

Heat 31 of 39 Finals

1	Thaler, Daniel	30 PALM	1:09.90
2	Osada, Akihiko	31 BCTM	1:08.68
3	Rosier, Nicholas	34 NAST	1:07.11
4	Prill, Derek	31 TOC	1:04.58
5	Wenzel, Serge	32 SFTL	1:06.84
6	Taylor, Tim	31 ALEX	1:07.99
7	Law, David	32 MAM	1:09.57
8	Ganiyev, Doston	30 USF	1:10.00

2018 Nationwide USMS Spring Nationals - 5/10/2018 to 5/13/2018

IU Natatorium, Indianapolis

Meet Program - Sunday, May 13, 2018

Heat 32 (#34 Men 100 Yard Breaststroke)

1 Lau, Jonathan	32 SLAM	1:01.98
2 Kauscher, Robert	34 NAM	1:01.23
3 Deery, Kyle	33 SYSM-14	59.90
4 Gans, Egan	32 TOC	58.50
5 Peterson, David	33 MMA	59.55
6 Buhr, Anthony	30 STMA-30	1:00.56
7 Gensler, Benjamin	32 IM	1:01.90
8 Weir, Paul	32 PBM	1:02.00

Heat 33 of 39 Finals

1 Chorpenning, Andrew	25 ISWM	1:20.99
2 Sites, Tyler	27 PALM	1:07.12
3 Pepper, Bryan	26 BCTM	1:04.89
4 Meck, Howard	26 SBRM-16	1:05.52
5 Murphy, Conor	27 CSPM	1:07.29
6 Fisher, Sean	23 ROSE	1:12.63
7 Kolb, William	23 SKY	1:08.67
8 McPhail, Quinn	23 INDY	1:15.00

Heat 34 of 39 Finals

1 Binnig, Connor	27 UC21	1:03.10
2 Benziger, Xander	27 XSWM-21	1:02.99
3 Enge, Jeffrey	29 SLAM	1:02.03
4 Hernandez, Michael	27 SLAM	1:02.00
5 North, Andrew	26 MOVY	1:02.00
6 Pasquesi, Justin	25 CSPM	1:02.22
7 Oxner, Adam	26 MICH	1:02.99
8 Feczko, Nick	27 IM	1:03.35

Heat 35 of 39 Finals

1 Daniels, James	27 MICH	1:01.28
2 Haan, Colby	25 MICH	1:00.25
3 Ksebbati, Fares	26 MICH	59.99
4 Mistry, Cy	29 WMAC	58.00
5 Destree, Nathan	26 MICH	59.15
6 Lindholm, Kyle	25 NCMS	1:00.09
7 Fraser, Alex	29 IM	1:00.77
8 DeBropa, Anthony	28 INDY	1:01.97

Heat 36 of 39 Finals

1 McHenry, Scott	26 ALEX	57.97
2 Lawrence, Jesse	28 SLAM	57.18
3 Koon, Nolan	28 TOC	55.55
4 Leopold, Jonathan	28 TOC	53.51
5 Korman, Matt	25 TOC	55.55
6 Babcock, Colin	25 TOC	55.73
7 Thomas, Chandler	28 NCMS	57.49
8 Ferrif, Nick	29 TOC	58.00

Heat 37 of 39 Finals

1 Guminski, Timothy	24 UC08	1:07.82
2 Samia, Austin	20 ROSE	1:06.55
3 Palabrica, Juan Pablo	20 USF	1:05.41
4 Hora, Nicholas	24 WMAC	1:04.55
5 Garcia, Daniel	18 UC21	1:04.83
6 Ghavami, Alex	21 WVM	1:05.90
7 Alexiou, Athanasios	23 BCTM	1:07.75
8 Bulington, Carter	24 ISWM	1:07.99

Heat 38 of 39 Finals

1 Frederick, Aaron	24 ARMS	1:04.44
2 Costigan, Matthew	23 GRA	1:03.10
3 Taylor, Austin	24 COLU	1:00.91
4 Perez, Ricky	21 WMAC	59.66
5 Pehrson, Josh	21 PSM	59.89
6 Rousseau, Jean-David	24 SFTL	1:01.00
7 Alentado, Jason	23 LVM	1:04.00
8 McPherson, Matt	22 ENSW	1:04.50

Heat 39 of 39 Finals

1 Zacks, Daniel	19 MICH	59.00
2 Dray, Jonathan	23 MESC	58.00
3 Zarzecki, Bartosz	24 CGAC-16	58.00
4 Salmon, David	21 SBRM-16	56.34
5 Van Cleave, Kevin	20 WMAC	56.74
6 Torres, Luke	23 SFTL	58.00
7 Riordan, Chris	23 IM	58.80
8 Kertes, Kristof	24 SFTL	59.00

#35 Women 50 Yard Butterfly

Lane	Name	Age	Team	Seed Time
------	------	-----	------	-----------

Heat 1 of 32 Finals

2 Anttonen, Judy	77	MAMA-8	1:14.56
3 Case, Mary Ann	78	ARIZ	41.74
4 Ward, Joy	75	OREG	42.00
5 Gelman, Rita	85	MICH	1:20.46
6 Schick, Mary	85	IM	1:44.40

Heat 2 of 32 Finals

2 Silver, Allyn	53	MINN	49.91
3 Lau, Serena	50	RATS	34.23
4 Apple, Holly	53	BSMT	34.54
5 Debolt, Dorothy	56	SFY	48.08
6 Belson, Sally	69	MICH	54.23
7 Kubek, Ginny	71	NAST	1:03.13

Heat 3 of 32 Finals

1 Rousseau, Sandi	70	OREG	41.50
2 Welch, Sarah	71	PSM	40.55
3 Brown, Dana	70	PALM	36.02
4 Toppel, Margaret	70	OREG	34.30
5 Uustal, Diann	71	NEM	34.97
6 Menard, Joanne	70	MMAC-48	36.67
7 Kranpitz, Nancy	73	WMAC	41.16
8 Hill, Marcia	73	WCM	54.80

Heat 4 of 32 Finals

1 Mitchell, Suzanne	69	PBM	50.90
2 Flinn, Emma	68	MESC	48.07
3 Smith, Mary	65	SUSA	41.88
4 Jones, Cynthia	68	IM	38.55
5 Douglass, Marilyn	68	O*H*-18	40.13
6 Tyler, A Susan	69	SNM	45.10
7 Martin, Michelle	69	SFTL	50.86
8 Myer, Cynthia	65	O2	51.14

Heat 5 of 32 Finals

1 Rezmer, Nancy	61	WMAC	57.76
2 Beck, Pam	61	O*H*-18	37.01
3 Kimball, Patricia	62	KONA	36.80
4 Taylor, Barbara	63	KONA	34.80
5 Garton, Barbara	60	DAMM	34.93
6 Weir, Sue	61	MICH	37.00
7 Kramer, Charlotte	63	BUMS	45.87
8 Davis, Eileen	64	HPX-16	59.30

Heat 6 of 32 Finals

1 Maltry, Cynthia	63	WMAC	34.39
2 Klatzkin, Amy	62	USF	31.70
3 Ganze, Cathy	60	SDSM	30.16
4 Granger, Traci	60	LAPS	29.00
5 Noyes, Penny	63	SKY	29.42
6 Mann, Melinda	61	WMAC	30.58
7 Blattner, Susan	60	MOVY	34.00
8 Glassman, Debbie	64	PSM	34.50

Heat 7 of 32 Finals

1 Thorpe, Jacqueline	57	MICH	42.25
2 Villarreal, Allison	55	MATT	37.52
3 Atin Neville, Debra	58	SFTL	35.93
4 Bowen, Kris	56	INDY	35.00
5 Szymczak, Wendy	59	MICH	35.20
6 Barkley, Maryanne	57	SLAM	36.38
7 Hawes, Susan	57	FSAM-16	41.99
8 Scruggs, Dana	59	INDY	43.00

Heat 8 of 32 Finals

1 Stokes, Karin	57	NEM	33.20
2 Miller Caulkins, Karinne	56	PBM	33.00
3 Koster, Carolyn	56	POST	32.50
4 Restrepo, Marie	55	1693	32.24
5 Andrews, Theresa	55	PBM	32.50
6 Kellinger, Jenny	55	VMST	32.67
7 Goodridge, Janet	55	LYON-21	33.11
8 Clary, Barbara	56	O*H*-18	34.98

Heat 9 of 32 Finals

1 Joyce, Martha	58	TAM	31.78
2 Woehler, Mary	59	SLAM	31.58
3 Brightwell, Kim	58	RMST	31.34
4 Block, Andrea	56	IM	29.12
5 Hung, Maria	57	SFTL	30.33
6 Smart, Denise	55	TULS	31.49
7 Faurot, Michelle	57	SNM	31.64
8 Norwood, Roberta	58	INDY	32.00

Heat 10 of 32 Finals

1 Hein, Cindy	51	MICH	33.54
2 Kunovac, Jelena	53	LVM	32.79
3 Zderko, Carolyn	51	GRA	32.59
4 Rogers, Julie	50	MICH	32.13
5 Johnson, Mindy	54	RMST	32.50
6 Cox, Juliet	50	MAM	32.64
7 Muetting, Mary	53	MICH	33.46
8 Wetzl, Denise	52	L4S	33.84

2018 Nationwide USMS Spring Nationals - 5/10/2018 to 5/13/2018

IU Natatorium, Indianapolis

Meet Program - Sunday, May 13, 2018

Heat 11 (#35 Women 50 Yard Butterfly)

1 Green Blair, Holly	54 PBM	32.00
2 Westerman, Karen	50 SPM	31.32
3 Herrington, Jamie	52 SFTL	31.01
4 Rossi, Leann	51 ART	30.88
5 McIntyre, Shannon	53 PSM	30.89
6 Irish Bostic, Linda	54 PBM	31.17
7 Carpenter, Erin	50 MICH	31.46
8 McLaughlin, Lisa	54 MVN	32.00

Heat 12 of 32 Finals

1 Rietz, Heather	50 ENSW	30.11
2 Meinholz, Amy	52 WMAC	29.90
3 Buxton, Sylvia	52 SYSM-14	28.78
4 Willeboordse, Fall	52 BCTM	27.93
5 Wolff, Celia	52 NCMS	28.35
6 Welting, Laureen	52 TOC	29.00
7 Wilson, Jamie	51 PALM	30.02
8 McPherson, Chris	50 ENSW	30.64

Heat 13 of 32 Finals

1 Settimi, Nora	47 WMAC	37.00
2 Moffett, Erica	48 SFTL	35.31
3 Nagel, Lynne	46 IM	34.13
4 Reidenga, Lisa	46 IM	33.50
5 Veen, Maria	47 MICH	33.80
6 Runnells, Julie	45 WMAC	34.52
7 Peroni, Diana	45 NUTS	36.00

Heat 14 of 32 Finals

1 Hrindo, Jan	46 SNM	32.46
2 Williams, Tracy	45 PBM	31.99
3 McClellan, Jennifer	48 MICH	31.50
4 Bishop, Laura	45 BUMS	30.86
5 Cantrell, Connie	47 MICH	31.02
6 Petyk, Jennifer	46 SHAM-11	31.57
7 Tory, Monica	45 MICH	32.36
8 Riley, Kim	46 MICH	33.24

Heat 15 of 32 Finals

1 Buckley, Jennifer	46 NCMS	30.19
2 Goodale, Rainy	48 NEM	29.24
3 Condor-Fisher, Sarah	46 MACS	27.88
4 Braun, Erika	46 NCMS	25.28
5 Holland, Amy	46 NCMS	27.69
6 Cleven, Detra	49 KAC	28.51
7 Stewart, Ann	47 HAFL	29.79
8 Griffin, Kara	48 UC38	30.50

Heat 16 of 32 Finals

2 Parmeter, Shawanna	41 UC16	36.00
3 Pajeanu, Nichelle	43 IM	33.21
4 Shuster, Megan	41 IM	32.96
5 Evans, Genevieve	44 SNM	33.20
6 Palmer, Rebekka	44 CPCT-5	33.63
7 Brown, Leslie	44 SKY	45.00

Heat 17 of 32 Finals

1 Scholz, Amanda	42 SYS-55	31.55
2 Pitcher, Stacey	40 CMS	31.28
3 Lawrie, Dawn	42 SNM	31.09
4 Thomas, Erin	44 MMAC-48	30.61
5 Radtke, Julie	42 ISWM	31.02
6 Arthurs, Sara	40 SKY	31.10
7 Lingner, Heather	42 IM	31.38
8 Race, Loretta	40 NKSM-41	32.49

Heat 18 of 32 Finals

1 Iepson, Sarah	40 UC08	29.71
2 Lindley, Sarah	44 MICH	29.38
3 Trager Bohley, Kimberly	44 INDY	28.35
4 Lindauer, Kerry	43 NCMS	26.89
5 Schwab, Katherine	41 KENM	27.51
6 Enderle, Wendy	41 SMS	29.07
7 Kemper, Charnele	43 CGAC-16	29.41
8 Hoover, Molly	41 IM	30.50

Heat 19 of 32 Finals

1 Thomas, Hillary	35 GRA	36.55
2 Carroll, Erica	38 KENM	33.50
3 Johnson, Dianne	39 MICH	31.59
4 Byers, Jelena	35 MMA	32.38
5 Enoch, Mandy	38 UC16	35.98
6 Cook, Emily	32 GBM	39.79
7 Mullings, Shannon	30 PBM	36.99
8 Lauck, Mary	30 SBRM-16	50.00

Heat 20 of 32 Finals

1 Seidler, Mindy	38 WMAC	31.29
2 Hine, Clare	35 KAC	30.81
3 Shipp, Rachel	35 TOC	30.13
4 Briseno, Amanda	35 NAM	30.00
5 Schneider, Erin	39 WMAC	30.00
6 Nathan, Anna	37 MICH	30.46
7 Quattropani, LeeAnne	39 NCMS	30.85
8 Womble, Jennifer	39 NCMS	31.45

Heat 21 of 32 Finals

1 Holland, Irish	38 NCMS	29.70
2 Weaver, Jenny	37 INDY	29.00
3 Congdon, Heather	39 SFTL	28.74
4 Kisel, Michele	36 SFTL	28.50
5 Nolden, Shelley	38 WMAC	28.70
6 Miller, Paige	38 MOVY	28.78
7 Szekeres, Naomi	39 SFTL	29.00
8 Gass, Krista	39 1693	29.71

Heat 22 of 32 Finals

1 Whitney, Ashley	38 NASH	27.95
2 Moro, Erin	39 PALM	27.13
3 Linke, Lyndsey	38 CMS	26.90
4 Inada, Noriko	39 PSCM	25.56
5 Grier, Katie	39 1693	26.00
6 Watanabe, Naoko	35 TOC	26.94
7 Vucinich, Elizabeth	37 WH20	27.25
8 Melsen, Krisie	37 MINN	28.47

Heat 23 of 32 Finals

1 Bonfitto, Jordan	31 ISWM	34.47
2 Pelaez, Cristina	30 IM	31.45
3 Stranzl, Colleen	31 L4S	31.35
4 Jacobs, Naomi	32 SPP	30.74
5 Bofinger, Sarah	31 L4S	30.76
6 Toy, Kasey	31 UC41	31.39
7 Ellison, Kristen	32 IM	31.47
8 Sederberg, Kathryn	33 MICH	34.84

Heat 24 of 32 Finals

1 Nelson, Hanna	30 UC32	30.55
2 Betenbaugh, Adrienne	32 PALM	29.59
3 Braniecki, Ashley	32 O*H*-18	28.81
4 Lau, Amanda	33 SLAM	28.50
5 Geskos, Evangeline	34 GMUP	28.51
6 Sitarz, Rachel	33 ISWM	29.50
7 Scaparra, Joan	31 ASC	29.81
8 Younkings, Karen	31 SPP	30.68

Heat 25 of 32 Finals

1 Brunka, Christina	33 IM	28.08
2 Blondell, Alicia	31 MICH	27.51
3 Mason, Jes	32 NTXL	26.66
4 Herrmann, Danielle	30 CLOV	24.19
5 Pisano, CJ	31 PBM	26.37
6 Madgiak, Jen	32 MMA	27.10
7 Schneider, Leah	33 WMAC	27.99
8 Lapinskas, Christina	32 ISWM	28.19

Heat 26 of 32 Finals

2 Schoville, Caitlin	28 IAMA	34.24
3 Wilson, April	26 IM	33.39
4 Brown, Catherine	25 INDY	32.46
5 Kryger, Ashley	27 IM	33.00
6 Cavadini, Eva	28 SBRM-16	34.00
7 Schmitt, Katherine	25 AGUA	35.30

Heat 27 of 32 Finals

1 Mansfield, Lori	27 IM	31.37
2 Balz, Marielle	26 AGUA	30.15
3 Golembeski, Keri	25 WLAC	29.79
4 Langford, Lauren	29 AKMS	28.89
5 Chang, Grace	27 BCTM	29.14
6 Karszes, Courtney	27 BUMS	30.00
7 Long, Stephanie	28 INDY	30.65
8 Charpentier, Caroline	29 ROSE	32.22

Heat 28 of 32 Finals

1 Wilde, Courtney	25 TOC	28.57
2 Fieni, Sadie	28 PALM	28.29
3 Holmes, Leigh	25 IM	27.45
4 Borja, Elise	26 WMAC	27.17
5 Colker-Eybel, Cara	26 O*H*-18	27.31
6 Damroth, Rachel	28 MICH	27.98
7 Visser, Avery	25 TOC	28.42
8 Turner, Lauren	25 ROSE	28.89

2018 Nationwide USMS Spring Nationals - 5/10/2018 to 5/13/2018

IU Natatorium, Indianapolis

Meet Program - Sunday, May 13, 2018

Heat 29 (#35 Women 50 Yard Butterfly)

1	Iovanovich, Courtney	28 SYS-55	26.43
2	Kastes, Katie	29 TOC	26.24
3	Miles, Mallory	26 INDY	25.98
4	Wilk, Katarzyna	26 LVM	25.00
5	Lee, Felicia	25 TOC	25.13
6	Freundreis, Lauren	29 ROSE	26.13
7	Parsons, Kristina	27 NYAC	26.31
8	Meinholz, Ellen	26 WMAC	26.88

Heat 30 of 32 Finals

1	Rezmer, Gracelyn	20 WMAC	37.56
2	Deardorff, Emily	20 PSM	31.99
3	Vierson, Campbell	21 NAM	30.50
4	Hand, Samantha	23 ROSE	30.42
5	Sheafor, Tirion	23 SCHS-55	30.48
6	Sheafor, Haley	23 SCHS-55	31.57
7	Rowland, Emily	24 WLAC	32.00

Heat 31 of 32 Finals

1	Bechtel, Christina	24 TOC	30.00
2	Avery, Sierra	20 KONA	29.70
3	Hacobian, Anais	21 ROSE	28.99
4	Fritsch, Jamie	23 NAM	28.00
5	Hein, Stephanie	23 MICH	28.67
6	Gagnon, Caitlin	23 PCY-17	29.08
7	Ashbaugh, Chandler	23 O*H*-18	29.84
8	Weiss, Laura	23 INDY	30.00

Heat 32 of 32 Finals

1	Lucchesi, Margot	24 UC56-56	27.81
2	Barsun-Villa, Adelheid	21 NMMS	26.90
3	Schaetz, Emma	18 WMAC	26.05
4	Lynn, Lori	24 SLAM	25.13
5	Detka, Michelle	23 ARIZ	25.29
6	Bruce, Madeline	23 IM	26.50
7	Meyer, Molly	23 INDY	27.00
8	Hoffman, Shekinah	24 LVM	28.00

#36 Men 50 Yard Butterfly

Lane Name Age Team Seed Time

Heat 1 of 55 Finals

3	McClow, Richard	87 IM	50.00
4	Mitchell, Clarke	85 UC45	40.00
5	Martin, Ray	80 MICH	39.88
6	Doud, Robert	95 MICH	1:46.27

Heat 2 of 55 Finals

1	Kappa, Gregory	71 O*H*-18	35.20
2	Conroy, Michael	71 NCMS	34.62
3	Terkel, Lawrence	70 O*H*-18	32.77
4	Motheral, Thomas	70 O*H*-18	34.22
5	Huestis, Doug	70 SNM	35.15
6	Goldstein, Mel	79 INDY	49.20
7	Pilette, Sterling	76 RMST	49.00
8	Williams, Robert	79 O*H*-18	55.55

Heat 3 of 55 Finals

1	Colyer, Bob	79 LOCO	39.95
2	Novell, Ken	75 VMST	36.17
3	Sober, Harry	75 VMST	33.70
4	Elder, James	75 TOC	30.20
5	Straka, Peter	75 NOR	31.30
6	Roddin, Hugh	76 ANCM	35.00
7	Bledsoe, Dennis	79 WCM	39.30
8	Walker, Joseph	76 SNM	45.00

Heat 4 of 55 Finals

1	Jones, Roger	70 CSMT	31.00
2	Abrahams, Richard	73 CMS	30.00
3	Kleffman, Robin	70 MINN	29.47
4	McPherson, Andrew	71 DAM	28.46
5	Burns, Richard	74 TAM	28.60
6	Wilder, Hugh	70 ARIZ	29.82
7	Brzezinski, Jay	71 PALM	30.81
8	Meehan, Tom	71 WMAC	32.00

Heat 5 of 55 Finals

1	Robinson, Timothy	66 ARIZ	42.43
2	Palmer, Bill	67 MICH	32.50
3	Lintz, Steve	67 SNM	32.18
4	Stevens, Craig	65 1776	31.35
5	Cothren, Jack	68 BUMS	31.82
6	Reshel, Dan	66 WMAC	32.31
7	Springer, James	65 UC16	38.01
8	White, Daniel	65 SBRM-16	43.00

Heat 6 of 55 Finals

1	Johnson, Clifford	66 SNM	31.23
2	Youtt, George	69 BUMS	30.50
3	Van der Horst, Charles	66 NCMS	30.42
4	Webley, James	65 MICH	30.00
5	Lemaire, Larry	65 IRM-16	30.35
6	Sterne, Erik	65 ROSE	30.48
7	Perrin, Thomas	67 INDY	31.11
8	Sautters, Robert	66 O*H*-18	31.25

Heat 7 of 55 Finals

1	Chamberlain, Rick	66 INDY	29.44
2	Mange, Kenneth	65 PSK	28.80
3	Mykleby, Geoff	65 WMAC	28.50
4	Childs, Lee	69 PBM	28.50
5	Hazen, John	67 ENSW	28.50
6	Gerber, Gregory	66 KMSC-39	28.60
7	DeWitt, Peter	67 VALM	29.00
8	Plencner, Bob	65 NEM	29.90

Heat 8 of 55 Finals

1	Thornton, James	65 1776	28.14
2	Shead, Timothy	65 SFTL	27.99
3	Holt, Tate	66 TAM	27.75
4	Martin, Doug	65 LRM-23	26.30
5	Day, Lawrence	67 MICH	26.67
6	Gruber, Glenn	68 VCM	27.90
7	Schmidt, George	68 PBM	28.11
8	O'Keefe, Peter	67 VCM	28.30

Heat 9 of 55 Finals

2	Haberstich, Brian	51 IM	38.85
3	Egan, Brian	50 NASH	33.33
4	Stukenberg, Erik	52 INDY	37.89
5	Flynn, John	50 MICH	40.00
6	Definis, Jay	58 O*H*-18	37.56

Heat 10 of 55 Finals

1	Teach, Coleman	62 MICH	39.22
2	Hoppe, David	64 IM	35.81
3	Mering, Kenneth(Doug)	61 WMAC	33.27
4	Milner, Paul	64 FFC-21	32.77
5	Sheahan, Dan	60 VMST	32.90
6	Massow, Randy	61 ELG	35.00
7	Recalde, Marco	63 MOVY	38.67
8	Camin, Peter	62 IM	39.68

Heat 11 of 55 Finals

1	Dondi, Beda	62 SFTL	30.75
2	Ockerman, Jeff	63 NASH	29.30
3	Djang, Philipp	63 SFTL	29.00
4	Ferron, Lars	62 PBM	28.93
5	Ellis, Joel	60 ELG	28.96
6	Fort, Robert	60 MICH	29.24
7	Critchfield, Thomas	60 IM	29.70
8	Glenn, Tim	62 OPA-32	31.80

Heat 12 of 55 Finals

1	Parker, Randy	63 MICH	28.50
2	Patocchi, Robert	62 CMAM	28.22
3	Ballard, James	60 WH20	27.50
4	Heath, Robert	61 MAM	26.91
5	Hasse, William	62 MMA	27.00
6	Abbott, Rick	63 AKMS	27.50
7	King, Edward	63 NASH	28.50
8	Ursu, Andrei	60 ELG	28.78

Heat 13 of 55 Finals

1	Hildebrandt, David	63 AWJ	26.73
2	Lindstedt, David	62 LAPS	26.51
3	Weir, D. Scott	60 CMS	26.00
4	Kone, Bruce	60 RICE	24.36
5	Carter, Paul	60 TOC	25.00
6	Henry, Shafer	60 CMS	26.00
7	Klein, Jonathan	60 NCMS	26.67
8	Taylor, Samuel	60 UC09	26.88

Heat 14 of 55 Finals

1	Harvey, Nathan	58 MICH	34.06
2	O'Neill, Roy	56 BCTM	32.46
3	Dowd, Douglas	57 SLAM	31.50
4	Winiger, John	58 SWIN-16	31.00
5	Welsh, Tom	56 MICH	31.40
6	Colburn, Charles	58 XSWM-21	32.00
7	Feddersen, Brett	55 SFY	32.59
8	Long, Christopher	59 INDY	34.71

2018 Nationwide USMS Spring Nationals - 5/10/2018 to 5/13/2018

IU Natatorium, Indianapolis

Meet Program - Sunday, May 13, 2018

Heat 15 (#36 Men 50 Yard Butterfly)

1	Pollard, Vince	59 HPX-16	30.59
2	Vickers, Mark	59 SWIN-16	30.00
3	Mansilla, Frankin	58 NEM	29.87
4	Cohn, Lee	56 IM	29.82
5	Woods, Thomas	56 SDM	29.87
6	Sondik, Ken	55 ZAM-16	30.00
7	Catellier, Kenneth	57 INDY	30.33
8	Vear, Donald	58 LYON-21	30.80

Heat 16 of 55 Finals

1	Mitchell, Robert	59 LVM	29.67
2	Elless, Jack	55 SCMI-16	29.08
3	Grzeszczak, John	59 HAFL	29.01
4	Bales, Paul	59 ALEX	28.83
5	Pogue, Jim	57 MICH	29.00
6	Naroski, Shaun	55 SCCM	29.02
7	Roth, Charles	59 IM	29.48
8	Orwick, David	58 MOVY	29.70

Heat 17 of 55 Finals

1	Clark, Gregory	55 LYON-21	28.58
2	Moreno, Al	59 PBM	28.38
3	Whelchel, David	56 LIB	28.10
4	Ruderman, Richard	59 IM	27.51
5	Miller, Brent	58 MOVY	28.06
6	Dauginas, Joe	55 USMS-16	28.11
7	Bergman, Michael	57 PCY-17	28.50
8	Sailor, Andrew	57 WMAC	28.78

Heat 18 of 55 Finals

1	Cummings, Brian	58 INDY	27.50
2	Mahaffey, Don	57 COOG	27.33
3	Fisher, Dennis	58 NAM	26.90
4	Richards, Scott	57 WMAC	26.60
5	Coffman, Chuck	55 MICH	26.83
6	Shake, Joe	59 PALM	27.27
7	Freund, Robert	56 XCL-07	27.48
8	Brosius, John	58 PBM	27.51

Heat 19 of 55 Finals

1	LaMonica, Mike	57 PBM	26.25
2	Soltys, Ted	57 IM	25.69
3	Britt, Clay	57 ANCM	25.00
4	Hering, Brad	56 PSM	24.69
5	Hughey, Richard	55 AMS	25.00
6	Gibson, Dave	57 IM	25.50
7	Berry, David	58 MATT	25.83
8	Fritsch, Dale	59 NAM	26.43

Heat 20 of 55 Finals

1	Dilger, Nikolaus	51 SKY	31.20
2	Murphy, Michael	50 IM	29.97
3	Oyler, Douglas	51 UC09	29.00
4	Moulton, Matthew	52 RGSC	28.69
5	Bristor, Kirk	54 MICH	29.00
6	Einhaus, Kurt	51 MICH	29.82
7	Olson, Karl	54 MICH	30.30
8	Fleece, William	51 UC17	32.29

Heat 21 of 55 Finals

1	Mattingly, Dan	54 SKY	28.57
2	Kaneshiro, Knoel	50 NAST	28.49
3	Pieniazkiewicz, Ralph	53 SBRM-16	27.99
4	Swalwell, Donald	52 MICH	27.83
5	Thompson, Anthony	54 MOVY	27.88
6	O'Shea, Rick	51 SFTL	28.00
7	Wilhelm, John	50 NAM	28.55
8	Elizondo, Bill	50 FWYS-16	28.68

Heat 22 of 55 Finals

1	Fischer, Andy	51 SFTL	27.57
2	Luebbe, James	50 SKY	27.22
3	Ferguson, Daniel	51 WH20	27.00
4	Tapiero, Dan	50 NYAC	26.35
5	Brundage, Patrick	51 ARIZ	26.43
6	Fiser, Graeme	52 SFTL	27.18
7	Horwitz, Peter	53 SFTL	27.45
8	Kim, Danny	54 MICH	27.76

Heat 23 of 55 Finals

1	Young, Robert	53 MINN	26.16
2	Jones, Brad	52 PSM	26.01
3	Bailey, Jeff	51 MICH	25.44
4	Christensen, Kurt	52 MICH	25.37
5	Arrington, Adam	53 UC15	25.40
6	Schuster, Fred	54 PSCM	25.99
7	Mehok, George	50 SYSM-14	26.03
8	Bunch, Brian	50 UC38	26.28

Heat 24 of 55 Finals

1	Malas, Bryan	50 IM	25.00
2	Evans, Jeffrey	52 SVY	24.90
3	Heber, Scott	51 UMAC	24.08
4	Hiltabiddle, Steve	51 1776	23.45
5	Unruh, Steven	51 NITR	24.04
6	Moran, Marty	51 NCMS	24.83
7	Williams, Neill	50 DCAC	24.99
8	Ekman, Evan	53 PALM	25.13

Heat 25 of 55 Finals

1	Malec, Andy	39 SBRM-16	48.00
2	DeVennish, Arthur	35 NAM	32.48
3	Luber, Michael	39 SBRM-16	32.00
4	Eddington, Jantzen	37 UC21	35.71
5	Warnke, Adam	46 LMS-16	32.54
6	Baker, Adam	48 SBRM-16	38.00
7	Jones, Bruce	42 UC16	38.00

Heat 26 of 55 Finals

1	Rose, Patrick	49 SBRM-16	31.00
2	Berebitsky, Douglas	48 SBRM-16	30.02
3	Adams, Scott	48 UC04	29.49
4	Sawyer, David	45 SWIN-16	29.32
5	Kasemsarn, Richard	47 IM	29.40
6	Ames, Eddie	48 PBM	29.78
7	Virkus, Todd	46 ASCP-38	31.00
8	Zimmer, Timothy	48 SBRM-16	31.00

Heat 27 of 55 Finals

1	Misener, Jim	47 IM	28.88
2	McPeak, Charles	47 SPP	28.36
3	Farmer, David	48 WLAC	28.21
4	Vogler, Terry	45 PALM	28.02
5	Castle, Matt	46 PSM	28.20
6	Frech, Raymond	46 IM	28.36
7	Nitkiewicz, James	47 MICH	28.37
8	Koch, Joe	46 SBRM-16	29.17

Heat 28 of 55 Finals

1	Young, Michel	47 VCM	28.00
2	Simon, Robert	47 INDY	27.85
3	Cabbage, Sean	46 MICH	27.63
4	Stephens, Ryan	46 INDY	27.50
5	Gawriljuk, Douglas	46 PBM	27.63
6	Reich, Kristian	45 UC50	27.65
7	Toothaker, Bradley	49 SBRM-16	28.00
8	Shanahan, Mike	47 IM	28.00

Heat 29 of 55 Finals

1	Linton, Tom	47 PBM	27.08
2	Samaddar, Kris	45 UC48	27.02
3	King, Eric	46 NCMS	26.57
4	Bessire, Brent	49 PBM	26.26
5	Hohn, Chris	49 SDSM	26.46
6	Courtney, Chris	45 PSCM	26.87
7	Samaddar, Robin	45 UC48	27.02
8	Semus, Joe	47 MEDM	27.10

Heat 30 of 55 Finals

1	Polack, Tim	49 INDY	26.22
2	Field, Jayson	45 MICH	25.87
3	Carlson, Michael	49 MMA	25.47
4	Cantrell, Mike	46 MICH	25.31
5	Dennison, Keith	47 ASC	25.38
6	Lundgren, Kurt	49 WSTM-21	25.55
7	Currin, Jack	48 O2	26.18
8	Harbourt, Cliff	45 CRUZ	26.24

Heat 31 of 55 Finals

1	Sangmeister, Gary	47 SVY	25.10
2	Rees, Greg	48 SVY	24.69
3	West, Steve	46 NOVA-33	24.05
4	Gross, Jeremy	46 SVY	23.75
5	Dreitzler, Todd	48 PSCM	23.90
6	Beach, Christopher	48 PBM	24.44
7	Steed, Chad	46 MICH	24.97
8	Lindahl, Lennart	48 PBM	25.16

Heat 32 of 55 Finals

1	Helphinstine, Paul	41 KAC	30.33
2	Kilburn, David	41 OREG	29.87
3	Tetzlaff, Maurice	41 IM	29.00
4	Sherman, Matt	42 MICH	27.70
5	Overmyer, Andrew	44 SBRM-16	28.50
6	Auld, Brandon	42 SLAM	29.04
7	Cuadros, Christopher	41 CGAC-16	30.00
8	Huffman, Shane	41 SBRM-16	31.26

2018 Nationwide USMS Spring Nationals - 5/10/2018 to 5/13/2018

IU Natatorium, Indianapolis

Meet Program - Sunday, May 13, 2018

Heat 33 (#36 Men 50 Yard Butterfly)

1	Gillie, Brian	42 FWYS-16	27.61
2	Montero, Carlos	41 HAFL	27.38
3	Rager, Ryan	43 SPM	27.28
4	Baldwin, Craig	44 RMST	26.87
5	Torres, Martin	41 HAFL	27.02
6	Herbert, Josh	42 SBRM-16	27.30
7	Myhre, Adam	43 LIB	27.60
8	Goldberg, Brian	40 NYAC	27.70

Heat 34 of 55 Finals

1	Herbert, Jonathan	40 SBRM-16	26.50
2	Safalow, Bradley	42 WHA	26.00
3	Zupancic, Joseph	42 CMS	25.75
4	Valle, Marc	44 ARIZ	25.42
5	Ohman, Niclas	43 NEM	25.72
6	Strock, Justin	40 SHAM-11	25.87
7	Olson, Jeff	42 FSAM-16	26.18
8	Sutton, Robert	42 NAST	26.80

Heat 35 of 55 Finals

1	Michalowski, Brian	42 WMAC	25.38
2	Glass, Mark	43 NTXL	25.18
3	Mastrachio, Dominic	43 RICE	25.00
4	Karren, Kelly	44 CVMM	24.74
5	Williams, Ryan	44 SFTL	25.00
6	Briseno, Osiris	42 NAM	25.13
7	Ullom, Michael	41 KENM	25.34
8	Williams, Rich	42 1693	25.38

Heat 36 of 55 Finals

1	Szabados, Bela	44 WLAC	24.16
2	Cole, David	42 CRUZ	23.99
3	Babcock, Andrew	40 WMAC	23.59
4	O'Sullivan, Chris	43 CMS	23.24
5	Bundy, Chris	40 MOVY	23.50
6	Greenwood, Scott	40 TOC	23.90
7	Addadi, Mehdi	40 CMS	24.05
8	Bell, David	42 CRUZ	24.49

Heat 37 of 55 Finals

1	Bergford, Brian	36 CMS	29.00
2	Burnett, Nicholas	36 ROSE	28.50
3	Swanson, Tim	36 PAWW-21	28.00
4	Chavez, Mirko	38 SKY	27.58
5	Mosley, Thomas	38 IM	27.72
6	Strickland, Brice	36 LIB	28.18
7	Castor, Jimmy	37 CMS	28.96
8	Gwilliam, Glenn	39 RMST	30.86

Heat 38 of 55 Finals

1	Wu, Jim	36 BCTM	27.29
2	Reinhart, Mitchell	37 SKY	27.16
3	Meyer, Paul	39 IM	27.00
4	Weber, Matthew	38 DAS	26.88
5	Peterson, Erik	38 SBRM-16	26.99
6	Sikich, Christopher	39 NAST	27.00
7	Matchison, Darren	35 LAKY-17	27.27
8	Bennett, Mike	36 NAST	27.50

Heat 39 of 55 Finals

1	Ambrose, Shawn	38 BCTM	26.55
2	Logan, Brett	39 MICH	26.50
3	Bindert, Chris	38 MINN	26.40
4	Hunte, Edward	38 NAM	26.01
5	Loder, Scott	37 PBM	26.23
6	Stackhouse, Adrian	36 SBRM-16	26.50
7	Manrique, Alejandro	37 PBM	26.52
8	Bermudez, Oscar	39 COOG	26.78

Heat 40 of 55 Finals

1	Oldham, Brian	37 NAM	25.56
2	Bonis, Joshua	38 WMAC	25.50
3	Clark, Jason	38 WMAC	25.34
4	Oglesby, Matthew	37 WMAC	24.57
5	Holsman, Trent	37 TOC	25.10
6	Goler, Jonathan	37 SFTL	25.38
7	Werner, David	39 BUMS	25.54
8	Cuticchia, Tom	35 LAKY-17	25.56

Heat 41 of 55 Finals

1	Gaudreau, Maxime	35 SFTL	24.07
2	Ostermann, Jeff	39 UC16	23.75
3	Lotano, Daniel	37 PBM	23.00
4	Marshall, Matthew	35 TOC	22.50
5	Doak, Kevin	37 MICH	22.53
6	Wang, Timothy	35 TOC	23.43
7	Dallamura, Scott	39 NCMS	23.80
8	Mitchell, Ayinde	38 MICH	24.50

Heat 42 of 55 Finals

2	Johnson, Adam	31 SFY	33.61
3	Utz, Nathaniel	31 SBRM-16	30.00
4	Gutierrez, Rommy	32 TNAQ	29.21
5	Purvis, Adam	33 IM	29.60
6	Goodpasture, Jesse	31 MMA	30.00

Heat 43 of 55 Finals

1	Lebost, Daniel	31 PBM	26.70
2	Henahan, Patrick	30 INDY	25.84
3	Donihe, Phil	34 GWSA-45	25.55
4	Young, James	34 AGUA	25.28
5	Wilson, Todd	32 PBM	25.53
6	Mertz, Jeffrey	30 MICH	25.75
7	Galvan-Sarabia, Luis	33 INDY	26.50
8	Gough, Neville	30 SKY	29.00

Heat 44 of 55 Finals

1	Gerken, Dustin	33 NAM	25.20
2	Peterson, David	33 MMA	24.93
3	Iovanovich, Igor	30 SYS-55	24.78
4	Talbot, Christopher	31 TOC	24.50
5	Cavadini, Louis	33 SBRM-16	24.64
6	Von Jouanne, Daniel	31 MATT	24.84
7	Browning, Casey	30 MICH	25.00
8	O'Neal, Matthew	31 INDY	25.22

Heat 45 of 55 Finals

1	Gans, Egan	32 TOC	24.09
2	McCleary, Daniel	34 AMBU-25	23.52
3	Taylor, Jonathan	30 TOC	23.40
4	DeBerry, Tyler	34 ARIZ	22.43
5	Wang, Jackson	30 TOC	22.87
6	Tomas, Matej	34 SFTL	23.50
7	Weyandt, Todd	30 GAJA	23.88
8	Fisher, Zachary	32 NAM	24.30

Heat 46 of 55 Finals

2	Gorman, Jake	25 IM	29.63
3	Griffioen, Luke	27 MICH	26.89
4	Jackson, Brock	27 TNAQ	26.00
5	Hanson, Zac	28 IM	26.01
6	Kerr, Kyle	26 VALM	27.20

Heat 47 of 55 Finals

1	Wachtel, Ben	28 FSAM-16	25.99
2	Meck, Howard	26 SBRM-16	25.90
3	Zerbonia, Nicholas	26 PAWW-21	25.27
4	Hubbard, Max	26 UC30	25.20
5	Lubisco, John	25 MICH	25.26
6	Catlin, Andrew	29 INDY	25.80
7	Bordyukov, Aleksandr	29 MICH	25.99
8	Van, Tommy	26 STAN	26.00

Heat 48 of 55 Finals

1	Barcinas, Ken	25 PSCM	25.18
2	Sutton, Richard	25 ROSE	25.00
3	Lucchesi, Michael	26 WMAC	24.50
4	Trowbridge, Nicholas	26 TOC	24.15
5	Sauter, Trace	29 NCMS	24.20
6	Ksebaty, Fares	26 MICH	24.99
7	Ferrif, Nick	29 TOC	25.00
8	Pacheco, Hector	28 FWYS-16	25.20

Heat 49 of 55 Finals

1	Chan, Daniel	27 SYS-55	24.00
2	Kiviluoma, Tuomas	25 MICH	23.96
3	Birnbrich, Andrew	28 NAM	23.50
4	Derdeyn, William	27 WMAC	23.49
5	Saeta, Andrew	27 TOC	23.50
6	Fozkos, Tyler	26 VALM	23.85
7	Montgomery, James	25 DAMM	24.00
8	MacKay, Ian	25 TOC	24.00

Heat 50 of 55 Finals

1	Shivakumar, Varun	27 WLAC	23.01
2	Davis, Cole	25 TOC	23.00
3	Ferguson, Kevin	28 TOC	22.66
4	Raigla, Kaspar	29 BCTM	22.58
5	Jarzen, Jacob	27 CSPM	22.65
6	Destree, Nathan	26 MICH	22.89
7	Mathews, Sean	28 MOVY	23.00
8	Koon, Nolan	28 TOC	23.20

Heat 51 of 55 Finals

3	Larsen-Teeters, Michael	18 PSM	32.20
4	Hendricks, Benjamin	24 MICH	29.99
5	Clark, Austin	22 PSM	30.08
6	Shay, Tyler	22 WMAC	45.00

2018 Nationwide USMS Spring Nationals - 5/10/2018 to 5/13/2018

IU Natatorium, Indianapolis

Meet Program - Sunday, May 13, 2018

Heat 52 (#36 Men 50 Yard Butterfly)

1	Palabrica, Juan Pablo	20	USF	27.29
2	Nixon, Blake	20	PSM	26.61
3	Guminski, Timothy	24	UC08	26.36
4	Ramos, German	21	UC07	26.15
5	Willett, Gregory	20	SKY	26.33
6	Wagner, Matthew	23	SLAM	26.40
7	Onchuck, Nathan	24	WSTM-21	27.18
8	Burlington, Carter	24	ISWM	29.00

Heat 53 of 55 Finals

1	Roberts, Max	21	INDY	26.00
2	Szuba, Timothy	23	MICH	25.87
3	Kolb, William	23	SKY	25.62
4	Costigan, Matthew	23	GRA	25.10
5	Millard, Jelani	24	LTMM	25.14
6	Walters, Adam	20	UC16	25.79
7	Baetzold, Seth	23	UC30	25.99
8	Mefford, Jake	24	WCM	26.13

Heat 54 of 55 Finals

1	Wasko, Cameron	24	PBM	24.69
2	Torres, Luke	23	SFTL	24.00
3	Hoffmann, Romano	24	CGAC-16	23.83
4	Warner, Shawn	23	PBM	23.54
5	Samia, Seanryan	23	ROSE	23.70
6	Woudenberg, Casey	24	UC41	23.92
7	McPherson, Matt	22	ENSW	24.60
8	O'Neil, Sam	21	UC48	25.00

Heat 55 of 55 Finals

1	Kreider, Joshua	21	WMAC	23.45
2	Brown, Bronson	23	UC21	23.10
3	Salmon, David	21	SBRM-16	22.90
4	Burton, Logan	22	WMAC	21.79
5	Watson, James	23	SLAM	22.44
6	Zarzecki, Bartosz	24	CGAC-16	23.00
7	Helander, Aaron	23	MICH	23.23
8	Castro Diaz, Gonzalo	24	STRM-30	23.50

#39 Women 200 Yard IM

Name	Age	Team	Seed	Time
------	-----	------	------	------

18-24

1	Aschan, Patricia	24	MICH	2:02.00
2	Lynn, Lori	24	SLAM	2:09.25
3	Kaestner, Katie	24	PSM	2:11.53
4	Fischer, Morgan	20	WMAC	2:14.00
5	Krull, Caitlin	22	IM	2:16.99
6	Eklund, Nicole	24	IM	2:20.00
7	McWilliams, Haley	23	PALM	2:20.05
8	Gagnon, Caitlin	23	PCY-17	2:20.74
9	Burke, Rachel	21	INDY	2:23.64
10	Peterson, Morgan	24	UC17	2:28.21
11	Hoffman, Shekinah	24	LVM	2:29.00
12	Kappeler, Rachel	21	INDY	2:35.20

25-29

1	Ripley, Rachel	27	NYAC	2:06.86
2	Collyer, Courtney	27	NYAC	2:11.56
3	Flinn, Rachel	26	NYAC	2:12.17
4	McCartney, Theresa	25	BCTM	2:20.76
5	Visser, Avery	25	TOC	2:22.27
6	Bischoff, Jillian	26	FSAM-16	2:24.39
7	Golembeski, Keri	25	WLAC	2:24.72

8	Perez, Kingberly	26	PBM	2:26.27
9	Zaklicki, Honorata	27	BCTM	2:26.87
10	Singleton, Amanda	28	SFTL	2:30.00
11	Tonelli, Marlena	29	SWED-21	2:32.74
12	Regan, Margaret	26	IRM-16	2:36.90
13	MacQueen, Jessica	28	ASC	2:38.00
14	Schmitt, Katherine	25	AGUA	2:50.00
15	Shopp, Haley	25	WLAC	3:00.00

30-34

1	O'Leary, Britta	33	AWJ	2:09.00
2	Houston, Katy	30	TOC	2:09.56
3	Hibbard, Kate	33	GRA	2:18.29
4	Sciacca, Krysten	30	BCTM	2:18.87
5	Mason, Jes	32	NTXL	2:23.77
6	O'Brien, Martha	33	WMAC	2:31.43
7	Frimerman-Bergquist, Se	34	HOPK	2:37.37
8	Bolf, Victoria	32	IM	2:38.40
9	Sawicz, Kasia	33	CHEL	2:38.45
10	Wortman, Jennifer	34	MICH	2:40.00
11	White, Sarah	33	ZAM-16	2:47.32
12	Gasparovic, Kimberly	30	PALM	2:48.63
13	Sederberg, Kathryn	33	MICH	2:55.55
14	Schukraft, Anne	33	IM	3:01.66
15	Yager, Laura	33	MICH	3:05.50

35-39

1	Schneider, Lindsey	36	NAM	2:16.00
2	Linke, Lyndsey	38	CMS	2:16.15
3	Moro, Erin	39	PALM	2:16.28
4	Carlson, Jennifer	38	RMST	2:21.17
5	Williams, Melinda	36	NEM	2:21.70
6	Nuudi, Laura	37	PBM	2:22.83
7	Lawrence, Laura	38	WCM	2:25.26
8	Sheehan, Nichole	39	WLAC	2:25.37
9	Hollister, Mary	38	ENSW	2:26.76
10	Hine, Clare	35	KAC	2:29.00
11	Somand, Heather	38	MICH	2:31.12
12	Thomovsky, Stephanie	39	ISWM	2:31.94
13	Ritter, Jennifer	35	BBWM-14	2:32.10
14	Szekeres, Naomi	39	SFTL	2:33.00
15	Stutz, Kathleen	35	SFTL	2:59.03
16	Miller, Stephanie	39	ISWM	3:06.60

40-44

1	Butler, Sarah	40	PAWW-21	2:17.90
2	Milliken, Kathleen	40	MICH	2:21.52
3	Krause, Mary Kay	40	LASH-8	2:25.06
4	Perez, Sarah	42	WMAC	2:26.48
5	Iepson, Sarah	40	UC08	2:28.75
6	Shapiro, Margaret	41	RMST	2:29.04
7	Van orden, Anna	40	CPCT-5	2:30.56
8	Hoover, Molly	41	IM	2:32.41
9	Klotz, Francine	41	LFB	2:33.10
10	Lindley, Sarah	44	MICH	2:35.67
11	Hawley, Rachel	43	WMAC	2:38.44
12	Stolle, Christine	41	FSAM-16	2:39.69
13	Wright, Shelby	44	SCMI-16	2:40.72
14	Marvin, Linda	44	INDY	2:45.88
15	Lovett, Mandy	43	LASH-8	2:59.00
16	Frech, Nancy	44	IM	2:59.68
17	Jensen, Rebecca	43	ELG	3:06.60

45-49

1	Ridge, Jennifer	49	MINN	2:21.26
2	Nieto, Alexandra	45	SKY	2:23.97
3	Hayes, Lisa	46	WMAC	2:24.44
4	Visser, Linda	48	COOG	2:24.50
5	Hayden, Alison	46	UC07	2:26.96
6	Cleven, Detra	49	KAC	2:28.23
7	Davidson, Michelle	47	GSM	2:28.92
8	Gianniny, Dana	48	ROCH	2:31.76
9	Colombo, Paula	49	MICH	2:33.00
10	Sinitz, Cheryl	49	WMAC	2:34.28
11	Meilner, Adina	46	TULS	2:36.45
12	Sands, Liz	49	IM	2:36.80
13	Bishop, Laura	45	BUMS	2:38.62
14	Peterson, Julie	45	ISWM	2:39.82
15	Jung, Barbara	47	UC21	2:43.68
16	Haberstich, Carrie	46	IM	2:46.84

50-54

1	McIntyre, Shannon	53	PSM	2:21.72
2	Buck, Corrin	53	MICH	2:23.82
3	Shuck, Susie	52	INDY	2:28.66
4	Weiderman, Jennifer	51	CVMM	2:34.56
5	Groves, Lisa	53	RMST	2:36.94
6	Clark, Dawn	53	SPM	2:43.25
7	Pierce, Julie	50	MICH	2:43.80
8	Hein, Cindy	51	MICH	2:44.23
9	Michel, Emmanuelle	51	MICH	2:46.10
10	Phalen, Jennifer	53	DAM	2:56.41
11	Quillen, Diane	54	NCMS	2:59.49
12	Leeds, Patricia	53	WMAC	3:05.71
13	Gardon, Nathalie	54	MICH	3:21.69
14	Harbison, Audrey	54	THT-16	3:30.00
15	Burkhart, Kathleen	52	MICH	4:27.67

55-59

1	Crouch, Kim	56	UC32	2:28.33
2	Block, Andrea	56	IM	2:28.83
3	Van Horn Pate, Val	55	VMST	2:30.22
4	Russell, Jane	55	DAM	2:37.68
5	Jensen, Sue	57	NEM	2:39.66
6	Delorey, Laura	55	NEM	2:47.55
7	Cort, Hayley	56	AGUA	2:48.40
8	Kelly, Mary Shawn	55	SFTL	2:53.29
9	Stratton, Christine	59	IM	2:54.91
10	Bolda, Barbara	56	MMA	2:55.02
11	Caldwell, Kris	56	KENM	2:57.06
12	Van Cleave, Julie	59	WMAC	2:57.26
13	Berres-Olivotti, Ann	59	WMAC	2:58.00
14	Elkis-Abuhoff, Deborah	55	XCL-07	3:10.00
15	Thorpe, Jacqueline	57	MICH	3:42.05
16	Debolt, Dorothy	56	SFY	3:51.79
17	Amelon, Mitzi	55	MICH	3:59.64

60-64

1	Ganze, Cathy	60	SDSM	2:36.12
2	Norton, Judith	60	O*H*-18	2:57.00
3	Alton, Dale	60	NCMS	3:04.00
4	McTavish, Sandie	63	ARIZ	3:06.96
5	Quinn, Phyllis	62	TOC	3:07.03
6	Dolan LaMar, Diana	60	LVM	3:08.00
7	Krier, Anita	61	WMAC	3:10.20
8	Romberg, Valerie	62	INDY	3:15.05

2018 Nationwide USMS Spring Nationals - 5/10/2018 to 5/13/2018

IU Natatorium, Indianapolis

Meet Program - Sunday, May 13, 2018

60-64...(#39 Women 200 Yard IM)

9	Emmrich, Ann	61 IM	3:17.24
10	Eastridge, Joannie	63 ARIZ	3:23.97
11	Kanner, Rebecca	60 MICH	3:55.00

65-69

1	McCloskey, Cecilia	68 SFTL	2:40.00
2	Bierwert, Karen	65 NEM	2:52.10
3	Spence, Diane	65 O*H*-18	2:56.21
4	Vogel, Aileen	66 ELG	3:17.99
5	Franas, Ann	66 MICH	3:55.00

70-74

1	Burfeind, Betty	71 IM	3:29.31
---	-----------------	-------	---------

75-79

1	Meyers, Susan	76 SYSM-14	3:40.00
2	Stretch, Nancy	78 TOC	3:59.35
3	Bruin, Peggy	77 MICH	4:18.08
4	Harris, Carol	77 UC28	4:31.73
5	Dillon Stewart, Jane	75 WMAC	4:40.17

80-84

1	Gogola, Laura	82 MICH	4:52.66
---	---------------	---------	---------

85-89

1	Schick, Mary	85 IM	6:49.26
---	--------------	-------	---------

#40 Men 200 Yard IM

Name	Age	Team	Seed Time
------	-----	------	-----------

18-24

1	Van Cleave, Kevin	20 WMAC	1:47.18
2	Dray, Jonathan	23 MESC	1:54.43
3	Rosenbaum, Ryan	23 SFTL	1:56.00
4	Havton, Jonathan	19 GRA	1:57.10
5	Hoffmann, Romano	24 CGAC-16	2:02.99
6	Krueger, Spencer	19 WMAC	2:03.59
7	Rousseau, Jean-David	24 SFTL	2:05.93
8	Mitchell, Timothy	24 STRM-30	2:06.00
9	Fisher, Sean	23 ROSE	2:13.52
10	Nguyen, Joseph	23 UC07	2:16.94
11	McPhail, Quinn	23 INDY	2:20.00
12	Ferber, Noah	19 LVM	2:20.00
13	Larsen-Teeters, Michael	18 PSM	2:30.60
14	Shay, Tyler	22 WMAC	3:30.00

25-29

1	Leopold, Jonathan	28 TOC	1:50.42
2	Babcock, Colin	25 TOC	1:53.37
3	Korman, Matt	25 TOC	1:55.55
4	McHenry, Scott	26 ALEX	1:55.87
5	Kirkpatrick, Adrian	29 ARIZ	1:56.41
6	Offutt, Bryan	26 TOC	1:58.69
7	Healy, Devon	29 WLAC	2:00.10
8	DeBrotta, Anthony	28 INDY	2:00.59
9	Alef, Grant	25 SLAM	2:02.40
10	Jackwin, Eric	28 SFTL	2:07.56
11	Batchelder, Stephen	25 ARIZ	2:09.48
12	McCollister, Andrew	25 O*H*-18	2:10.70
13	Hanson, Zac	28 IM	2:12.93
14	Sites, Tyler	27 PALM	2:13.67
15	Koons, Andrew	25 RMST	2:14.30
16	Pacheco, Hector	28 FWYS-16	2:15.50
17	Weisser, Karl	27 SBRM-16	2:18.77

30-34

1	Vogel, Jake	30 ASC	1:52.56
---	-------------	--------	---------

35-39

2	King, Nathan	33 NAM	1:58.14
3	Hartley, Brian	34 INDY	1:58.17
4	Gensler, Benjamin	32 IM	2:07.28
5	Kauscher, Robert	34 NAM	2:07.56
6	Miller, Michael	31 SFTL	2:08.77
7	Snyder, Dan	34 UC45	2:09.11
8	Wenzel, Serge	32 SFTL	2:10.63
9	Costa, Fernando	33 MICH	2:11.38
10	Galvan-Sarabia, Luis	33 INDY	2:12.25
11	Rosier, Nicholas	34 NAST	2:16.82
12	McFee, Andrew	32 MICH	2:17.22
13	Robarge, Mark	31 FWYS-16	2:20.64
14	Ganiyev, Doston	30 USF	2:26.00
15	Saunders, John	30 INDY	2:40.00
16	Johnson, Adam	31 SFY	2:48.63

40-44

1	Carlson, Timothy	38 IM	1:57.01
2	Wells, Geoff	35 BUMS	1:59.03
3	Hansen, Scott	35 BCTM	1:59.50
4	Gaines, Billy	37 GRA	2:01.95
5	Sabala, Michael	37 CHEL	2:03.48
6	Owen, Jason	37 SLAM	2:04.50
7	Filion, Guillaume	38 NN	2:06.39
8	Zhai, Eric	37 BCTM	2:10.70
9	Hunte, Edward	38 NAM	2:12.67
10	McCluskey, Kevin	39 HPX-16	2:14.91
11	Hunte, Rod	36 NAM	2:15.35
12	Clark, Jason	38 WMAC	2:16.19
13	Dunlap, Ryan	35 MAM	2:17.39
14	Bennett, Mike	36 NAST	2:17.50
15	Meyer, Paul	39 IM	2:20.00
16	Strickland, Brice	36 LIB	2:25.47

45-49

1	Comings, Jeff	44 ARIZ	1:52.93
2	Cole, David	42 CRUZ	1:58.99
3	Doherty, Kevin	44 CMS	2:02.46
4	Powers, Brian	43 INDY	2:04.00
5	Halbert, Jeffrey	43 INDY	2:04.02
6	Stich, Darryl	42 WMAC	2:04.42
7	Culver, Benjamin	41 ELG	2:04.64
8	Klepchick, Paul	43 SHAM-11	2:06.68
9	Schmidt, Matthew	40 WH20	2:07.49
10	Zupancic, Joseph	42 CMS	2:08.00
11	Sinel, Craig	43 WH20	2:09.84
12	Hartsock, Steve	44 INDY	2:09.94
13	Tiozzo, Eduard	44 SFTL	2:10.00
14	Bardak, Peter	41 IM	2:10.73
15	Dawkins, Adam	42 SWIN-16	2:11.00
16	Sutton, Robert	42 NAST	2:12.32
17	LaMastra, James	42 NAM	2:12.59
18	Decker, John	43 GS	2:12.95
19	Maydak, Jeffrey	44 NAST	2:13.35
20	Rietema, Brad	41 MICH	2:15.10
21	Bingaman, Cory	43 ALEX	2:16.58
22	Dale, Michael	41 MICH	2:16.84
23	Davis, Andrew	44 SFTL	2:18.41
24	Darcy, Peter	42 SHAM-11	2:20.00
25	Peppercorn, Andrew	40 OHSP	2:24.21
26	Wu, Bobby	44 WMAC	2:38.00
27	Jones, Bruce	42 UC16	3:04.00

50-54

1	Solano, Abraham	48 SKY	2:01.00
2	Wharton, Dave	48 NAM	2:01.69
3	Andersen, Morten	47 NCMS	2:02.11
4	Roddin, Jeffrey	49 ANCM	2:03.44
5	Doherty, Todd	47 PSM	2:05.79
6	Field, Jayson	45 MICH	2:06.53
7	Lee, Lawrence	49 NCMS	2:07.70
8	Goodison, Michael	46 UMAC	2:09.50
9	Gunnell, Steve	47 MVN	2:11.48
10	Wuchte, Mathew	47 MICH	2:11.94
11	Alsberg, Maoz	49 PSM	2:12.00
12	Lehr, Gunner	45 NAM	2:13.00
13	Bez, Guillermo	45 SWIN-16	2:13.00
14	Hanssen, Erik	46 PBM	2:13.67
15	Espino, Rudy	49 IM	2:14.02
16	Lundgren, Kurt	49 WSTM-21	2:15.00
17	Wood, Brent	48 ASCP-38	2:15.92
18	Hamilton, Nathan	49 SNM	2:16.11
19	Lucero, Michael	47 GRA	2:17.53
20	Ellis, Andrew	49 UMAC	2:18.00
21	Born, Jason	45 SWIN-16	2:19.00
22	Steed, Chad	46 MICH	2:19.01
23	Semus, Joe	47 MEDM	2:21.00
24	Roberts, David	46 CRUZ	2:22.20
25	Colburn, Christopher	46 ABM	2:22.89
26	Wosick, Steve	47 SBRM-16	2:24.00
27	Slad, Thomas	46 LYON-21	2:27.56

55-59

1	Magee, Mark	50 GRA	2:03.56
2	Heber, Scott	51 UMAC	2:04.03
3	Tuchler, Jim	53 IM	2:04.10
4	Hamilton, Rick	50 MAM	2:04.61
5	Jimenez, Ignacio	52 CMS	2:05.40
6	Brundage, Patrick	51 ARIZ	2:06.59
7	Evans, Jeffrey	52 SVY	2:07.90
8	Harris, Gregory	54 VMST	2:08.74
9	Segarra, Rafael	54 SFTL	2:13.65
10	Webber, James	50 CMS	2:14.99
11	Morris, Richard	54 NAM	2:15.00
12	Shope, Jon	52 INDY	2:16.00
13	Birnbrich, Mark	51 NAM	2:17.69
14	Fischer, Andy	51 SFTL	2:18.00
15	Jones, Brad	52 PSM	2:20.00
16	Oyler, Paul	52 UC11	2:20.00
17	Elizondo, Bill	50 FWYS-16	2:25.50
18	Lourigan, Jerry	53 WMAC	2:49.77

60-64

1	Sims, David	55 IM	2:00.82
2	Guthrie, David	57 RICE	2:09.54
3	Morales, Tito	59 UCLA	2:12.00
4	Aubrey, Michael	57 HAFL	2:13.40
5	Von Jouanne, Roger	57 MATT	2:13.79
6	Dixon, Matthew	55 KONA	2:14.66
7	Naylor, Jeff	59 NEM	2:15.20
8	Holland, David	59 WMAC	2:15.50
9	Grisa, Thomas	56 WMAC	2:16.07
10	Cummins, Ron	58 CMS	2:20.00
11	Ritchie, Andy	59 TRAY	2:20.50
12	Valley, Eric	56 MOVY	2:21.14

2018 Nationwide USMS Spring Nationals - 5/10/2018 to 5/13/2018

IU Natatorium, Indianapolis

Meet Program - Sunday, May 13, 2018

55-59...(#40 Men 200 Yard IM)

13	McAdam, Robert	55 GS	2:22.21
14	Hathaway, David	57 OREG	2:23.58
15	Fuselier, Stephen	58 AAAA	2:25.00
16	Marks, Ronald	59 SFTL	2:25.90
17	Shipp, Bill	58 UMAC	2:27.00
18	Davis, William	59 NEM	2:27.40
19	Hood, Daniel	57 MICH	2:28.74
20	Yarid, Jay	55 RICE	2:29.00
21	Whitcomb, Grant	55 PBM	2:36.44
22	Fitzmorris, Drew	58 MICH	2:43.72

60-64

1	Carter, Paul	60 TOC	2:10.00
2	Stephenson, Dan	61 ROSE	2:12.20
3	Shake, Scott	60 ARIZ	2:13.50
4	Halley, Franklin	60 DAS	2:18.45
5	Young, Bruce	60 INDY	2:19.00
6	Morales, John	60 SRM	2:19.99
7	Callahan, Jim	60 NAM	2:20.22
8	Hamm, Michael	60 KM	2:22.00
9	Garton, Daniel	61 DAMM	2:23.70
10	Slater, Douglas	60 1693	2:24.90
11	Ursu, Andrei	60 ELG	2:26.00
12	Haberek, Cork	61 SKY	2:29.36
13	Wall, Dan	62 ADMS	2:29.44
14	Keyser, Brian	61 1776	2:31.51
15	Dondi, Beda	62 SFTL	2:37.50
16	Chambers, John	62 CHEL	2:37.60
17	Spratt, Mark	62 INDY	2:45.00
18	Swenor, Gary	63 DAM	2:49.56
19	Sokolow, Steven	62 AGUA	2:50.00
20	Lecerf, Olivier	61 MICH	3:20.00

65-69

1	Colella, Rick	66 PSM	2:03.63
2	Kerns, Hubie	68 VCM	2:27.32
3	Schmidt, George	68 PBM	2:27.60
4	Schlicher, Fred	69 NEM	2:30.57
5	Childs, Lee	69 PBM	2:32.00
6	Clemmons, Jim	68 SAWS	2:32.50
7	Bright, David	65 NEM	2:32.98
8	Van Nort, Steven	66 LAPS	2:33.12
9	Voisard, Brian	66 WIN	2:34.81
10	Millholland, Carl	65 WMAC	2:40.00
11	Paul, Gordon	65 FIG	2:40.35
12	Lemaire, Larry	65 IRM-16	2:45.50
13	Hawks, Dean	65 INDY	2:46.90
14	Cochrane, Scott	65 HOLY	2:48.91
15	Cothren, Jack	68 BUMS	2:50.00
16	Mange, Kenneth	65 PSK	2:54.70
17	Traester, William	69 CONN	3:50.00

70-74

1	Couch, Bob	71 SYSM-14	2:37.50
2	Miller, Douglas	71 SLAM	2:43.00
3	LeMaster, Stan	70 IAMA	2:44.76
4	Smith, Richard	72 EAM-16	2:55.00
5	Corris, Robert	73 WMAC	2:58.83
6	Olzmann, Kurt	73 MICH	2:59.45
7	Osborne, Oz	72 ELG	3:27.35
8	Russell, Fred	70 WMAC	3:40.00

75-79

1	Lokensgard, Erik	75 MICH	3:00.00
---	------------------	---------	---------

2	Wolfe, Artie	78 UC32	3:06.12
3	Colyer, Bob	79 LOCO	3:32.93
4	Learmonth, William	78 O*H*-18	3:44.59
5	Williams, Robert	79 O*H*-18	4:32.10

80-84

1	Lauer, William	83 TNAQ	3:21.38
2	Fasbender, Barry	80 OREG	3:45.40

85-89

1	Mitchell, Tom	85 SDSM	4:07.80
---	---------------	---------	---------

90-94

1	Maine, Thomas	92 SLAM	4:42.20
---	---------------	---------	---------

#41 Women 50 Yard Freestyle

Lane	Name	Age	Team	Seed Time
------	------	-----	------	-----------

Heat 1 of 41 Finals

3	Gelman, Rita	85 MICH	1:13.07
4	Jaffe, Kristin	80 TAM	43.04
5	Butler, Pat	80 MICH	1:00.07
6	Smith, Stephanie	75 SFTL	2:01.00

Heat 2 of 41 Finals

1	Pollard, Susan	73 INDY	54.47
2	Cammann, Cassie	71 MICH	44.00
3	Hill, Marcia	73 WCM	38.19
4	Burns, Suzi	71 ETM-12	43.07
5	Kubek, Ginny	71 NAST	47.76

Heat 3 of 41 Finals

1	Ricketts, Mary Pat	75 NAM	46.88
2	Westergaard, Leslie	75 DAM	43.71
3	Case, Mary Ann	78 ARIZ	37.01
4	Ridout, Nancy	76 TAM	34.50
5	Schreiner, Beth	77 VMST	35.71
6	Dillon Stewart, Jane	75 WMAC	42.76
7	Anttonen, Judy	77 MAMA-8	46.69
8	Dolence, Marilyn	75 UC18	1:11.36

Heat 4 of 41 Finals

1	Smith, Diane	73 CVMM	37.03
2	Page, Anne	70 SPM	35.00
3	Kranpitz, Nancy	73 WMAC	34.50
4	Toppel, Margaret	70 OREG	30.35
5	Montrella, Beverly	71 MVN	31.98
6	Ventura, Rosa	70 SFTL	34.90
7	Rousseau, Sandi	70 OREG	36.50
8	Shoenberger, Linda	70 TAM	37.96

Heat 5 of 41 Finals

1	Conley, LuAnn	64 WMAC	1:00.00
2	Kramer, Charlotte	63 BUMS	34.97
3	Weir, Sue	61 MICH	32.80
4	Moak, Mary	61 PBM	32.62
5	Soucie, Helen	62 PBM	33.88
6	Friedman, Jill	61 AGUA	39.00
7	Wagner, June	67 UC17	36.51
8	Levy, Anne	65 INDY	40.00

Heat 6 of 41 Finals

1	Flinn, Emma	68 MESC	35.82
2	Bisogno, Laurie	65 MOVY	35.00
3	Johnston, Bonnie	66 PBM	33.43
4	Hasbrook, Sally	69 INDY	33.00
5	Remak-Ziff, Heidi	66 GSM	33.03
6	Smith, Mary	65 SUSA	34.48
7	Atkinson, Fiona	67 NEM	35.20
8	Bixler, Jan	69 NAM	36.04

Heat 7 of 41 Finals

1	Miller, Celeste	68 SNM	32.50
2	Merena, Elizabeth	65 CHEL	32.13
3	Francis, Susan	65 PALM	30.47
4	Wolff, Melinda	65 1776	29.48
5	Hare, Fran	67 PBM	30.07
6	Robinson, Lauren	65 ARIZ	30.97
7	Coellner, Deb	67 UC25	32.39
8	Jones, Cynthia	68 IM	32.98

Heat 8 of 41 Finals

1	Del Greco, Jane	61 IM	32.21
2	Garton, Barbara	60 DAMM	31.76
3	Taylor, Barbara	63 KONA	31.43
4	Kimball, Patricia	62 KONA	30.90
5	Guins, Ann	64 SYSM-14	31.41
6	Hypnar, Lisa	64 MICH	31.75
7	Wildland, Kathleen	62 ZAM-16	32.07
8	Watts, Sue	63 1776	32.59

Heat 9 of 41 Finals

1	Klatzkin, Amy	62 USF	30.67
2	Siegel, Christine	61 SDSM	28.82
3	Andrus-Hughes, Karen	60 OREG	27.78
4	Noyes, Penny	63 SKY	26.28
5	Granger, Traci	60 LAPS	27.00
6	Early, Marilyn	60 MICH	28.62
7	Glassman, Debbie	64 PSM	30.10
8	Barnes, Pat	60 INDY	30.86

Heat 10 of 41 Finals

1	Faulk, Sue	50 UC16	52.30
2	Johnson, Rhonda	54 O*H*-18	48.71
3	Fricaud, Christine	54 GRA	43.21
4	Richards, Ann	54 WMAC	39.39
5	Garcia, Christi	51 INDY	44.00
6	Driscoll, Mary Jo	51 WMAC	50.00
7	Jacques McCullough, Dia	55 MICH	1:00.00

Heat 11 of 41 Finals

1	Scruggs, Dana	59 INDY	37.00
2	Ellwood, Margaret	55 WMAC	32.98
3	Mering, Kathleen	59 WMAC	32.30
4	Bossert-Hartman, Carol	57 IM	31.59
5	Lynott, Andrea	56 UC38	32.00
6	Schwartz, Lisa	55 IM	32.50
7	Mauer, Julie	56 KM	33.65
8	Turner, Leah	58 INDY	55.00

2018 Nationwide USMS Spring Nationals - 5/10/2018 to 5/13/2018

IU Natatorium, Indianapolis
 Meet Program - Sunday, May 13, 2018

Heat 12 (#41 Women 50 Yard Freestyle)

1	Ward, Mimi	59 SKY	31.30
2	Miller, Patricia	57 VMST	30.92
3	Attin Neville, Debra	58 SFTL	30.42
4	Schnieders, Ann	57 INDY	30.08
5	Powers, Dianne	56 INDY	30.18
6	Villarreal, Allison	55 MATT	30.90
7	Schaenen, Inda	57 CSPM	31.00
8	Carter, Ruth	59 AKMS	31.44

Heat 13 of 41 Finals

1	Zedonis, Lisa	56 INDY	29.91
2	Andrews, Theresa	55 PBM	29.67
3	Goodridge, Janet	55 LYON-21	29.30
4	De Herder, Elizabeth	59 PALM	28.90
5	Kirkpatrick, Laura	58 SYSM-14	29.10
6	Stokes, Karin	57 NEM	29.37
7	Szymczak, Wendy	59 MICH	29.81
8	Clary, Barbara	56 O*H*-18	29.94

Heat 14 of 41 Finals

1	Kellinger, Jenny	55 VMST	28.43
2	Faurot, Michelle	57 SNM	27.80
3	Wenzel, Chris	58 PBM	26.99
4	Treible Slaton, Kathy	56 PBM	26.20
5	Kafka, Heidi	55 IM	26.92
6	Joyce, Martha	58 TAM	27.47
7	Restrepo, Marie	55 1693	28.33
8	Finley, Ann	55 LAPS	28.71

Heat 15 of 41 Finals

1	Layton, Teresa	54 NAST	34.58
2	Koenig, Karen	52 NAM	31.89
3	Stiberth, Amanda	53 ELG	30.90
4	Zderko, Carolyn	51 GRA	30.21
5	Clark, Dawn	53 SPM	30.68
6	Finney, Cynthia	50 IM	31.56
7	McLaren-Morris, Christa	51 UC21	32.21
8	Bergeon-Capps, Nora	53 WMAC	39.39

Heat 16 of 41 Finals

1	Pawluk, Roxie	52 IM	30.05
2	KielyKilpatrick, Carolyn	53 NEM	29.87
3	Johnson, Mindy	54 RMST	29.50
4	Baley, Rebecca	51 PAWW-21	28.91
5	Green Blair, Holly	54 PBM	29.00
6	Kunovac, Jelena	53 LVM	29.54
7	Kirk, Carrie	50 INDY	30.00
8	McNamara, Beth	52 RMST	30.16

Heat 17 of 41 Finals

1	Rian, Victoria	51 NAST	28.80
2	Mueting, Mary	53 MICH	28.53
3	Smith, Liesl	53 IM	28.44
4	Stutsman, Rachel	51 INDY	27.58
5	Ladd, Laura	50 ENSW	28.35
6	Dodd, Dina	54 NSMS	28.52
7	Scapini, Karen	51 MICH	28.66
8	Dietrick, Karen	53 PBM	28.88

Heat 18 of 41 Finals

1	Karas-Foltz, Bonnie	53 MICH	27.22
2	Wilson, Jamie	51 PALM	26.95
3	Cleavenger, Becky	54 CVMM	26.32
4	Willeboordse, Fall	52 BCTM	25.30
5	McIntyre, Shannon	53 PSM	25.80
6	Wolff, Celia	52 NCMS	26.69
7	Harris, Susan	52 MICH	27.01
8	Rietz, Heather	50 ENSW	27.31

Heat 19 of 41 Finals

1	Landers, Susan	49 IM	38.00
2	Hirschman, Leigh Ann	49 INDY	35.45
3	Lucas-Taylor, Janet	48 WMAC	33.55
4	Settimi, Nora	47 WMAC	31.09
5	Sheaks, Heidi	48 GRA	33.11
6	Hansen, Angela	47 WMAC	34.85
7	Kolo, Lisa	49 ISWM	37.25
8	Richardson, Cheryl	47 ENSW	38.00

Heat 20 of 41 Finals

1	Riley, Kim	46 MICH	30.86
2	Pelletier, Kathy	47 INDY	30.27
3	Goodrich, Kris	46 MICH	30.12
4	Hodgekins, Amy	47 O*H*-18	29.59
5	Tureau, Corinne	47 NASH	29.97
6	Hammerton, Alison	47 PAWW-21	30.20
7	Jung, Barbara	47 UC21	30.47
8	Henderson, Edwina	47 ZAM-16	30.92

Heat 21 of 41 Finals

1	Lemen, Sarah	48 NAM	29.55
2	Cantrell, Connie	47 MICH	28.71
3	Petyk, Jennifer	46 SHAM-11	28.37
4	Meilner, Adina	46 TULS	28.00
5	Burns, Natasha	46 MOST	28.32
6	Wegner, Karin	45 LVM	28.49
7	Reidenga, Lisa	46 IM	29.50
8	Hrindo, Jan	46 SNM	29.57

Heat 22 of 41 Finals

1	Nagel, Lynne	46 IM	27.93
2	LeClair, Dale	48 HAFL	27.80
3	Harter, Michelle	48 INDY	27.50
4	Rogan, Pam	49 GAJA	27.30
5	Maynard, Lisa	48 ARIZ	27.48
6	Dunn, Sara	45 NCMS	27.73
7	McClellan, Jennifer	48 MICH	27.88
8	Hall, Julie	49 WMAC	28.00

Heat 23 of 41 Finals

1	Buckley, Jennifer	46 NCMS	26.49
2	Condor-Fisher, Sarah	46 MACS	25.40
3	Blackburn, Lisa	46 PBM	25.12
4	Braun, Erika	46 NCMS	23.80
5	Schaetz, Trina	45 WMAC	24.70
6	Holland, Amy	46 NCMS	25.27
7	Goodman, Theresa	45 SKY	26.25
8	Havice, Natalie	45 NAST	26.87

Heat 24 of 41 Finals

1	Jaloszynski, Melissa	36 MICH	38.30
2	Johnson, Sarah	39 KENM	35.00
3	Enoch, Mandy	38 UC16	34.50
4	Andara, Melanie	36 PBM	32.00
5	Ritter, Laura	36 SDS	35.00
6	Zircher, Julia	37 SBRM-16	36.50
7	Parmeter, Shawwna	41 UC16	34.00

Heat 25 of 41 Finals

1	King, Victoria	42 NCMS	30.43
2	Phillips, Leslie	41 INDY	30.00
3	Radtke, Julie	42 ISWM	29.27
4	Evans, Genevieve	44 SNM	28.56
5	Hughes, Carrie	43 GAJA	28.80
6	Algera, Bonnie	41 FAC	29.40
7	Race, Loretta	40 NKSM-41	30.06
8	Palmer, Rebekka	44 CPCT-5	30.78

Heat 26 of 41 Finals

1	Deaton, Rebecca	42 ETM-12	28.32
2	Stawiski, Marisha	41 KENM	28.00
3	Pitcher, Stacey	40 CMS	27.57
4	Arthurs, Sara	40 SKY	27.22
5	Hartsock, Jane	40 INDY	27.50
6	Jean, Brandy	43 RIO	27.75
7	Lawrie, Dawn	42 SNM	28.14
8	Shuster, Megan	41 IM	28.38

Heat 27 of 41 Finals

1	Thomas, Erin	44 MMAC-48	26.44
2	Enderle, Wendy	41 SMS	26.16
3	Smith, Rebecca	41 PBM	25.20
4	Schwab, Katherine	41 KENM	24.33
5	Trager Bohley, Kimberly	44 INDY	24.98
6	Butler, Sarah	40 PAWW-21	25.33
7	Kemper, Charnele	43 CGAC-16	26.30
8	Lindley, Sarah	44 MICH	27.05

Heat 28 of 41 Finals

1	Kintop, Kristy	36 WMAC	29.18
2	Liberty, Laurel	36 LIB	28.57
3	Flesner, Brooke	38 NAM	28.33
4	Szekeres, Naomi	39 SFTL	28.00
5	Byers, Jelena	35 MMA	28.29
6	Shipp, Rachel	35 TOC	28.38
7	Szafranski, Lisa	37 MMA	29.16
8	Thomas, Hillary	35 GRA	30.36

Heat 29 of 41 Finals

1	Womble, Jennifer	39 NCMS	27.31
2	Pignalberi, Signe	35 AKMS	27.14
3	Cameron, Megan	38 ARKM	27.03
4	Singleton, Natasha	38 SKY	26.22
5	Gass, Krista	39 1693	26.51
6	Quattropiani, LeeAnne	39 NCMS	27.13
7	Johnson, Dianne	39 MICH	27.15
8	Nathan, Anna	37 MICH	27.95

2018 Nationwide USMS Spring Nationals - 5/10/2018 to 5/13/2018

IU Natatorium, Indianapolis

Meet Program - Sunday, May 13, 2018

Heat 30 (#41 Women 50 Yard Freestyle)			
1	Connolly, Molly	35 OMAH	25.96
2	Schaffer, Beth	35 KENM	25.00
3	Inada, Noriko	39 PSCM	24.95
4	Grier, Katie	39 1693	24.02
5	Linke, Lyndsey	38 CMS	24.91
6	Kisel, Michele	36 SFTL	25.00
7	Nolden, Shelley	38 WMAC	25.82
8	Congdon, Heather	39 SFTL	26.03
Heat 31 of 41 Finals			
1	Blyler, Beth	33 MMA	1:30.00
2	Sederberg, Kathryn	33 MICH	32.29
3	Carlson, Megan	34 INDY	30.00
4	Wortman, Jennifer	34 MICH	29.30
5	Quoss, Ashley	34 INDY	30.00
6	Luptak, Alexandra	32 MMA	30.15
7	Mullings, Shannon	30 PBM	33.99
Heat 32 of 41 Finals			
1	Wang, Stephanie	30 NAST	28.82
2	Betenbaugh, Adrienne	32 PALM	28.09
3	Rogulj, Bonnie	32 SACM-14	27.90
4	Cush, Rachel	33 MICH	27.50
5	Pelaez, Cristina	30 IM	27.88
6	Weiss, Chelsey	31 WMAC	28.03
7	Morris, Elizabeth	34 O*H*-18	28.51
8	Toy, Kasey	31 UC41	28.89
Heat 33 of 41 Finals			
1	Bofinger, Sarah	31 L4S	27.21
2	Sitarz, Rachel	33 ISWM	26.85
3	Schneider, Leah	33 WMAC	26.26
4	O'Donnell McCarthy, Fiona	31 TOC	23.97
5	Madgiak, Jen	32 MMA	24.43
6	Brunka, Christina	33 IM	26.45
7	Way, Amy	32 MICH	27.17
8	Ellison, Kristen	32 IM	27.39
Heat 34 of 41 Finals			
1	Schmitt, Katherine	25 AGUA	31.80
2	Davis, Jordan	26 IM	30.01
3	Oesterling, Jennifer	25 UC21	28.40
4	Kryger, Ashley	27 IM	28.05
5	Wilson, April	26 IM	28.39
6	Saunders, Jessica	27 INDY	30.00
7	Carey, Melissa	26 AGUA	31.33
8	Walters, Paige	26 MICH	32.00
Heat 35 of 41 Finals			
1	White, Kristin	27 NCMS	28.00
2	Schoville, Caitlin	28 IAMA	27.83
3	Karszes, Courtney	27 BUMS	27.50
4	Eriksson, Andrea	27 INDY	27.07
5	Long, Stephanie	28 INDY	27.38
6	Visser, Avery	25 TOC	27.50
7	Watts, Kristyn	28 INDY	28.00
8	Brown, Catherine	25 INDY	28.04

Heat 36 of 41 Finals			
1	Marrinucci, Jena	28 ROSE	26.79
2	Chang, Grace	27 BCTM	26.12
3	Langford, Lauren	29 AKMS	25.91
4	Damroth, Rachel	28 MICH	25.54
5	Duraj, Michelle	25 ROSE	25.54
6	Alef, Valerie	25 SLAM	26.00
7	Hall, Lindsay	28 BCTM	26.54
8	Webb, Brittany	28 NAM	27.00
Heat 37 of 41 Finals			
1	Donahue, Meghan	28 SYS-55	25.40
2	Caldwell, Kellyn	28 KENM	25.17
3	Borja, Elise	26 WMAC	24.39
4	Wilk, Katarzyna	26 LVM	23.30
5	Frendreis, Lauren	29 ROSE	24.01
6	Maggard, Colleen	27 SKY	24.75
7	Wilde, Courtney	25 TOC	25.23
8	Bischoff, Jillian	26 FSAM-16	25.49
Heat 38 of 41 Finals			
1	Morgan, Samantha	21 PBM	30.41
4	Holtz, Meghan	21 UC17	30.00
5	Daggett, Anna	22 OREG	30.07
6	Conley, Bekah	20 WMAC	35.00
Heat 39 of 41 Finals			
1	Alsmeyer, Sasha	24 IM	28.89
2	Caulfield, Miranda	21 PSM	28.61
3	Ashwell, Kendra	24 AKMS	28.51
4	Kappeler, Rachel	21 INDY	28.37
5	Schmidt, Rachel	24 ROCH	28.37
6	Deardorff, Emily	20 PSM	28.60
7	Estes, Hannah	24 IRM-16	28.87
8	Gates, Jordyn	19 PSM	29.07
Heat 40 of 41 Finals			
1	Viersen, Campbell	21 NAM	28.30
2	Cavender, Erin	23 OREG	27.44
3	Mastrandrea, Therese	22 WMAC	26.38
4	Gibson, Emily	22 GRA	25.20
5	Fritsch, Jamie	23 NAM	26.00
6	Dehnke, Annaleise	24 INDY	26.50
7	Ashbaugh, Chandler	23 O*H*-18	27.49
8	Mastrandrea, Sarah	24 MICH	28.30
Heat 41 of 41 Finals			
1	Barsun-Villa, Adelheid	21 NMMS	25.08
2	Siehs, Amanda	22 WMAC	24.88
3	Lynn, Lori	24 SLAM	24.45
4	Mikota, Julia	23 WMAC	23.02
5	Schaetz, Emma	18 WMAC	24.36
6	Bruce, Madeline	23 IM	24.50
7	Schuster, Hannah	24 UC16	25.00
8	Detka, Michelle	23 ARIZ	25.10

#42 Men 50 Yard Freestyle				
Sponsor: Dean Hawks				
Lane	Name	Age	Team	Seed Time
Heat 1 of 65 Finals				
1	Butler, Walter	86	LVM	48.24
2	McClow, Richard	87	IM	38.00
3	Reiman, Timothy	85	INDY	46.94
4	Lamb, Willard	95	OREG	41.04
5	Doud, Robert	95	MICH	1:04.42
6	Hubbard, Donald	90	SDSM	45.22
7	Daily, John	90	O*H*-18	58.00
Heat 2 of 65 Finals				
1	Lenard, Walt	81	ENSW	45.52
2	Drobner, Sherwin	84	SFTL	39.00
3	Myers, Jerry	80	INDY	38.40
4	Charlton, Allan	81	MICH	34.50
5	May, George	80	WMAC	36.00
6	Johnston, Bob	81	PBM	38.75
7	Hall, Sid	82	O*H*-18	39.00
8	Bowell, David	81	INDY	1:03.04
Heat 3 of 65 Finals				
1	Lyon, Bruce	79	PBM	53.00
2	Goldstein, Mel	79	INDY	36.50
3	Gambetta, Miguel	79	DLMA	36.00
4	Goldbas, Mervyn	75	SFTL	34.94
5	Pilette, Sterling	76	RMST	36.00
6	Hall, Floyd	76	MOVY	36.70
7	Nathan, Barry	69	MICH	45.78
8	Akbar, Clyde	70	SFTL	55.93
Heat 4 of 65 Finals				
1	Quigley, George	77	INDY	32.59
2	Bledsoe, Dennis	79	WCM	32.08
3	Sober, Harry	75	VMST	28.80
4	Elder, James	75	TOC	26.58
5	Straka, Peter	75	NOR	28.60
6	Novell, Ken	75	VMST	29.27
7	Trauber, Ami	78	SFTL	32.30
8	Fisher, Alex	78	PBM	33.50
Heat 5 of 65 Finals				
1	Edsall, David	70	NEM	34.00
2	Buchan, Douglas	74	SFTL	31.82
3	Motheral, Thomas	70	O*H*-18	30.92
4	Kelber, Michael	70	OREG	30.87
5	Owens, Robert	71	VCM	30.90
6	Huestis, Doug	70	SNM	31.03
7	Walker, Thomas	71	PSM	31.90
8	Gallagher, Tom	73	AGUA	37.18
Heat 6 of 65 Finals				
1	Meade, Tom	70	BUMS	28.60
2	Meehan, Tom	71	WMAC	27.82
3	Quiggin, David	73	PBM	27.50
4	McPherson, Andrew	71	DAM	26.22
5	Wilder, Hugh	70	ARIZ	27.47
6	Abrahams, Richard	73	CMS	27.50
7	Terkel, Lawrence	70	O*H*-18	28.00
8	Jones, Roger	70	CSMT	30.00

2018 Nationwide USMS Spring Nationals - 5/10/2018 to 5/13/2018

IU Natatorium, Indianapolis

Meet Program - Sunday, May 13, 2018

Heat 7 (#42 Men 50 Yard Freestyle)

1 Peirce, John	69 FWYS-16	38.00
2 Robinson, Timothy	66 ARIZ	35.87
3 Thompson, Mark	66 ZAM-16	33.71
4 Springer, James	65 UC16	32.51
5 White, Daniel	65 SBRM-16	33.00
6 Class, Patrick	69 SNM	35.36
7 Coellner, Denison	66 UC25	36.80
8 Rager, Steven	69 SPM	44.88

Heat 8 of 65 Finals

1 Napier, Charles	67 RGSC	29.83
2 Lucas, James	67 VCM	29.29
3 Larson, Allen	65 OREG	28.91
4 Pot, Eugene	67 BUMS	28.44
5 Haring-Smith, Bob	65 NEM	28.49
6 Feely, Kevin	66 CMS	29.25
7 Dorey, Frederick	69 TOC	29.50
8 Cleaver, John	65 IRM-16	32.50

Heat 9 of 65 Finals

1 Webley, James	65 MICH	28.00
2 Longo, Ken	65 POST	28.00
3 Lintz, Steve	67 SNM	27.69
4 Van der Horst, Charles	66 NCMS	27.47
5 Gianniny, Bruce	67 ROCH	27.48
6 Lemaire, Larry	65 IRM-16	27.80
7 Palmer, Bill	67 MICH	28.00
8 Youtt, George	69 BUMS	28.04

Heat 10 of 65 Finals

1 Paul, Gordon	65 FIG	27.05
2 Mandel, Barry	65 WMAC	27.00
3 Toft, Victor	65 IM	26.70
4 Olson, Chuck	68 MICH	26.50
5 Chamberlain, Rick	66 INDY	26.69
6 Plencner, Bob	65 NEM	26.90
7 Stevens, Craig	65 1776	27.01
8 Dorsch, William	66 O*H*-18	27.44

Heat 11 of 65 Finals

1 Devins, Jeff	65 KONA	26.42
2 Hazen, John	67 ENSW	25.95
3 Gruber, Glenn	68 VCM	24.81
4 Martin, Doug	65 LRM-23	23.30
5 Holt, Tate	66 TAM	24.50
6 DeWitt, Peter	67 VALM	25.77
7 Purdie, James	66 NAM	26.22
8 Hayes, William	66 PSM	26.48

Heat 12 of 65 Finals

1 Wickman, Craig	64 SKY	50.00
2 Rochon, Harold	60 MICH	37.38
3 Milner, Paul	64 FFC-21	29.95
4 Ferron, Lars	62 PBM	29.44
5 Hoppe, David	64 IM	29.70
6 Teach, Coleman	62 MICH	31.20
7 Spaethe, David	64 UC16	37.50
8 McGinnis, Dan	54 WMAC	35.35

Heat 13 of 65 Finals

1 Vogel, Matthew	63 IM	28.71
2 Lee, Stanley	61 KONA	28.20
3 Fort, Robert	60 MICH	27.96
4 Cox, Mark	62 SWIN-16	27.50
5 Seybold, Harvey	63 IM	27.80
6 Sheahan, Dan	60 VMST	28.13
7 Vince, Peter	61 UC37	28.70
8 Jessup, Scott	63 SBRM-16	29.00

Heat 14 of 65 Finals

1 Black, Boyd	61 IM	27.05
2 Fochios, Dean	64 WMAC	27.00
3 Johnson, Eric	62 LYON-21	26.70
4 Critchfield, Thomas	60 IM	26.33
5 Hoganson, Robert	60 WMAC	26.47
6 Dobie, Bruce	60 NASH	26.90
7 Bargar, Scott	62 CSMT	27.02
8 Glenn, Tim	62 OPA-32	27.50

Heat 15 of 65 Finals

1 Thompson, Chris	60 SPXS-5	26.28
2 Toth, Dennis	63 TNAQ	26.00
3 Merrill, Nick	60 IM	25.50
4 Hasse, William	62 MMA	25.00
5 Dixon, Ralph	61 ZAM-16	25.47
6 LeMaistre, Charles	64 NASH	25.53
7 Rodefelf, Gary	64 EAM-16	26.10
8 Haris, Lee	64 TOC	26.30

Heat 16 of 65 Finals

1 Welchlin, Bob	61 MOVY	24.84
2 Heath, Robert	61 MAM	24.50
3 Abbott, Rick	63 AKMS	24.01
4 Bierwirth, Larry	62 NKSM-41	23.90
5 Neville, Richard	61 FAST	23.91
6 Young, Bruce	60 INDY	24.35
7 Taylor, Samuel	60 UC09	24.79
8 Patocchi, Robert	62 CMAM	25.00

Heat 17 of 65 Finals

1 Melgar, Tom	56 MICH	45.00
2 Borja, John	58 WMAC	37.22
3 Tyler, Eric	57 101M-16	33.23
4 Colburn, Charles	58 XSWM-21	30.13
5 Humphrey, Mark	55 INDY	31.00
6 Hartman, Van	59 IM	36.58
7 Johnston, Kevin	59 ISWM	40.00
8 Davidson, Jack	41 SBRM-16	38.00

Heat 18 of 65 Finals

1 Long, Christopher	59 INDY	29.45
2 Dowd, Douglas	57 SLAM	29.00
3 Schaffer, Roland	58 UC16	28.35
4 Roth, Charles	59 IM	28.05
5 Layden, Scott	59 NASH	28.10
6 Jerabek, Douglas	58 UC17	28.50
7 Randesi, David	55 BUMS	29.05
8 Cox, Daniel	57 O*H*-18	29.89

Heat 19 of 65 Finals

1 Pollard, Vince	59 HPX-16	27.98
2 Vear, Donald	58 LYON-21	27.55
3 Elless, Jack	55 SCMI-16	27.32
4 Michaels, Charles	59 MOST	27.30
5 Kelley, Kevin	56 O*H*-18	27.32
6 Catellier, Kenneth	57 INDY	27.34
7 Richards, Mark	58 SFTL	27.79
8 Hackworth, Ed	56 LTOH-17	28.00

Heat 20 of 65 Finals

1 O'Neill, Roy	56 BCTM	27.20
2 Cole, Andrew	55 HAFL	26.90
3 Sondik, Ken	55 ZAM-16	26.75
4 Orwick, David	58 MOVY	26.60
5 Masimore, Lyle	59 MICH	26.63
6 Welsh, Tom	56 MICH	26.81
7 Unland, Mark	55 LMS-16	27.11
8 St. Germain, Eric	55 MICH	27.28

Heat 21 of 65 Finals

1 Sailor, Andrew	57 WMAC	26.52
2 Foltz, Carl	56 MICH	26.43
3 Allen, Peter	59 WMAC	26.23
4 Clark, Gregory	55 LYON-21	26.14
5 Naroski, Shaun	55 SCCM	26.19
6 Caudrillier, Francois	55 PBM	26.34
7 Pogue, Jim	57 MICH	26.50
8 Bales, Paul	59 ALEX	26.53

Heat 22 of 65 Finals

1 Neuman, Larry	55 RAMS	26.00
2 Miller, Robert	58 NAST	25.86
3 Woods, Thomas	56 SDM	25.68
4 Winiger, John	58 SWIN-16	25.50
5 Fisher, Dennis	58 NAM	25.60
6 Wagner, Luke	58 SWIN-16	25.78
7 Moreno, Al	59 PBM	25.87
8 Cohn, Lee	56 IM	26.10

Heat 23 of 65 Finals

1 Ruderman, Richard	59 IM	25.40
2 Perisin, Raymond	57 PAWW-21	25.12
3 Shake, Joe	59 PALM	24.85
4 Weissman, Greg	56 CRSC	24.70
5 Moore, John	56 NCMS	24.77
6 Dahlke, Grant	55 IM	25.00
7 Miller, Brent	58 MOVY	25.14
8 Freund, Robert	56 XCL-07	25.48

Heat 24 of 65 Finals

1 Stultz, Todd	58 SYSM-14	24.68
2 Mahaffey, Don	57 COOG	24.61
3 Soltys, Ted	57 IM	24.50
4 Sherman, Bill	59 MOVY	23.90
5 Fritsch, Dale	59 NAM	24.28
6 Blommel, Gregory	58 WMAC	24.56
7 Hagen, Dean	55 ARIZ	24.66
8 Bergman, Michael	57 PCY-17	24.68

2018 Nationwide USMS Spring Nationals - 5/10/2018 to 5/13/2018

IU Natatorium, Indianapolis

Meet Program - Sunday, May 13, 2018

Heat 25 (#42 Men 50 Yard Freestyle)			Heat 31 of 65 Finals			Heat 37 of 65 Finals					
1	Gibson, Dave	57 IM	23.80	1	Drewes, Frank	48 DASC	40.16	1	Cantrell, Mike	46 MICH	23.03
2	Ross, David	56 IAMA	23.61	2	Alexander, Drew	46 INDY	30.00	2	Beach, Christopher	48 PBM	22.63
3	Berry, David	58 MATT	23.48	3	Warren, Ande	46 SCMI-16	29.62	3	Gross, Jeremy	46 SVY	22.00
4	Hughey, Richard	55 AMS	23.07	4	Long, Michael	49 NASH	29.00	4	Baleka, Siphwe	47 MOVY	21.31
5	Hering, Brad	56 PSM	23.39	5	Baker, Adam	48 SBRM-16	30.00	5	De Groot, John	48 RICE	21.76
6	Soltis, Doug	55 TNAQ	23.50	6	Reidenga, Russell	45 IM	30.12	6	Wegner, Dan	46 LVM	22.29
7	Tyler, Bob	55 NEM	23.67	7	Paynter, Talbott	40 TNAQ	30.27	7	Larkin, Mark	46 WMAC	22.75
8	Bishop, David	59 SWOM	23.87	8	Schlueter, Benjamin	41 SBRM-16	35.30	8	Lindahl, Lennart	48 PBM	23.11
Heat 26 of 65 Finals			Heat 32 of 65 Finals			Heat 38 of 65 Finals					
1	Hansen, Joseph	53 WMAC	31.50	1	Peterson, Karl	47 SBRM-16	28.00	1	Eddy, Carson	44 SBRM-16	28.61
2	Haberstich, Brian	51 IM	29.90	2	Warnke, Adam	46 LMS-16	27.41	2	Cuadros, Christopher	41 CGAC-16	27.25
3	Costello, John	51 LYON-21	28.07	3	Kasemsarn, Richard	47 IM	26.40	3	Gray, Tim	42 SBRM-16	26.50
4	Dilger, Nikolaus	51 SKY	27.61	4	Overmyer, Christopher	46 SBRM-16	26.00	4	Huffman, Aaron	42 SBRM-16	26.45
5	Grady, Seth	53 NEM	27.81	5	Nitkiewicz, James	47 MICH	26.11	5	Fine, Kevin	42 INDY	26.49
6	May, John	50 WMAC	29.00	6	Ames, Eddie	48 PBM	27.02	6	Badman, Brian	44 SBRM-16	27.00
7	Egan, Brian	50 NASH	30.47	7	Misener, Jim	47 IM	27.94	7	Perez, Octavio	40 WMAC	28.50
8	Capps, Timothy	51 WMAC	35.13	8	White, Michael	49 SBRM-16	28.00	8	Frederick, Blaine	41 SBRM-16	30.00
Heat 27 of 65 Finals			Heat 33 of 65 Finals			Heat 39 of 65 Finals					
1	Olson, Karl	54 MICH	27.10	1	Rose, Patrick	49 SBRM-16	25.92	1	Parry, Jason	42 WMAC	26.16
2	Ure, Jeff	53 UC21	26.52	2	Toothaker, Bradley	49 SBRM-16	25.57	2	Goldberg, Brian	40 NYAC	25.70
3	Kerr, David	52 INDY	26.40	3	Rabinowitz, Max	47 AKMS	25.33	3	Darcy, Peter	42 SHAM-11	25.64
4	Brudnak, Mark	52 WMAC	26.02	4	McPeak, Charles	47 SPP	25.27	4	Betenbaugh, David	42 PALM	25.43
5	Murphy, Michael	50 IM	26.18	5	Castle, Matt	46 PSM	25.33	5	Cowan, Neil	40 MICH	25.59
6	VanderMey, Mark	52 MICH	26.41	6	Michel, Patrick	47 MICH	25.51	6	Rager, Ryan	43 SPM	25.68
7	Einhaus, Kurt	51 MICH	26.62	7	Sawyer, David	45 SWIN-16	25.77	7	Warren, Robert	43 IM	25.91
8	Bristor, Kirk	54 MICH	27.50	8	Frech, Raymond	46 IM	25.97	8	Auld, Brandon	42 SLAM	26.22
Heat 28 of 65 Finals			Heat 34 of 65 Finals			Heat 40 of 65 Finals					
1	Wilhelm, John	50 NAM	25.69	1	Virkus, Todd	46 ASCP-38	24.90	1	Kilburn, David	41 OREG	25.21
2	Poste, Rob	52 MOVY	25.60	2	Hohn, Chris	49 SDSM	24.80	2	Schueneman, Grant	40 WMAC	25.03
3	Schultz, Richard	51 GBM	25.45	3	Vocke, Joe	47 NAM	24.50	3	Montero, Carlos	41 HAFL	25.00
4	Ferguson, Daniel	51 WH20	24.90	4	Wollenhaupt, Eric	47 NAST	24.34	4	Sherman, Matt	42 MICH	24.76
5	Graham, Paul	52 MICH	25.18	5	Carmosino, Vince	48 PSM	24.46	5	Dowd, Jeffrey	43 MINN	24.82
6	Kaneshiro, Knoel	50 NAST	25.46	6	Adams, Scott	48 UC04	24.76	6	Rosenau, Mark	44 NAST	25.00
7	Livingston, Tommy	50 MMA	25.67	7	Bishop, Christopher	46 BUMS	24.80	7	Shelton, Loren	41 UC22-22	25.08
8	DeWitt, Martin	53 PCY-17	25.98	8	Cabbage, Sean	46 MICH	24.99	8	Berebitsky, Jeff	42 SBRM-16	25.32
Heat 29 of 65 Finals			Heat 35 of 65 Finals			Heat 41 of 65 Finals					
1	O'Shea, Rick	51 SFTL	24.66	1	Samaddar, Robin	45 UC48	24.20	1	Reed, Benjamin	43 TFAM-26	24.61
2	Young, Robert	53 MINN	24.61	2	Steed, Chad	46 MICH	24.17	2	Taylor, Tallie	43 PAC-6	24.50
3	Jastremski, Kelly	50 UC16	23.99	3	Dennison, Keith	47 ASC	23.99	3	Bell, Bryan	41 WMAC	24.15
4	Bunch, Brian	50 UC38	23.64	4	Tessin, Chris	47 PBM	23.90	4	Reader, Paul	42 IM	23.54
5	Tapiero, Dan	50 NYAC	23.66	5	Gawriljuk, Douglas	46 PBM	23.93	5	Michalowski, Brian	42 WMAC	23.58
6	Strate, Brian	51 SDSM	24.09	6	Harbourt, Cliff	45 CRUZ	24.16	6	Lathrop, George	44 INDY	24.50
7	Brown, Dale	50 ZAM-16	24.62	7	Shanahan, Mike	47 IM	24.20	7	Herbert, Jonathan	40 SBRM-16	24.50
8	Swalwell, Donald	52 MICH	24.81	8	Courtney, Chris	45 PSCM	24.25	8	Fort, Patrick	40 IM	24.75
Heat 30 of 65 Finals			Heat 36 of 65 Finals			Heat 42 of 65 Finals					
1	Ekman, Evan	53 PALM	23.32	1	Lundgren, Kurt	49 WSTM-21	23.75	1	Torres, Martin	41 HAFL	23.37
2	Bailey, Jeff	51 MICH	23.11	2	Alsberg, Maoz	49 PSM	23.48	2	Valle, Marc	44 ARIZ	23.14
3	Bennett, Dennis	52 IAMA	22.92	3	Carroll, Stephen	48 NEM	23.38	3	Herbert, Josh	42 SBRM-16	23.00
4	Hiltabiddle, Steve	51 1776	22.41	4	Rees, Greg	48 SVY	23.25	4	Olson, Jeff	42 FSAM-16	22.94
5	Heber, Scott	51 UMAC	22.64	5	Currin, Jack	48 O2	23.32	5	Recker, Jeffrey	41 MINN	22.99
6	Nygren, Mats	52 PSM	23.08	6	Polack, Tim	49 INDY	23.42	6	Halloran, Ross	42 NAM	23.00
7	Christensen, Kurt	52 MICH	23.15	7	Kitzman, Scott	48 PBM	23.50	7	Lind, Jason	44 IM	23.33
8	Fischer, James	54 WMAC	23.60	8	Samaddar, Kris	45 UC48	23.85	8	Glass, Mark	43 NTXL	23.52

2018 Nationwide USMS Spring Nationals - 5/10/2018 to 5/13/2018

IU Natatorium, Indianapolis

Meet Program - Sunday, May 13, 2018

Heat 43 (#42 Men 50 Yard Freestyle)

1	Ullom, Michael	41 KENM	22.83
2	Ohman, Niclas	43 NEM	22.73
3	Hunter, Andy	40 HAFL	22.45
4	Beckwith, Harvey	40 GOLD	22.13
5	Dunlap, Courtney	40 ARIZ	22.20
6	Mastracchio, Dominic	43 RICE	22.69
7	McKinley, Ryan	42 NAM	22.80
8	Karren, Kelly	44 CVMM	22.89

Heat 44 of 65 Finals

1	Heis, Kenneth	42 KENM	22.02
2	Faust, Raleigh	44 GSC	22.00
3	Stephens, Chris	44 NASH	21.50
4	Greenwood, Scott	40 TOC	20.90
5	Bundy, Chris	40 MOVY	21.50
6	Addadi, Mehdi	40 CMS	21.85
7	Williams, Ryan	44 SFTL	22.00
8	Kinsella, David	40 IM	22.10

Heat 45 of 65 Finals

1	McPhail, Quinn	23 INDY	27.00
2	Larsen-Teeters, Michael	18 PSM	26.90
3	Alexiou, Athanasios	23 BCTM	24.40
4	Hendricks, Benjamin	24 MICH	26.99
5	Allon, Michael	28 MICH	34.99
6	Hardin, Channing	26 KAC	28.00
7	Tennyson, Quincy	29 SKY	30.00
8	Malec, Andy	39 SBRM-16	39.50

Heat 46 of 65 Finals

1	Luna Cruz, Ricardo	35 GSM	34.06
2	DeVennish, Arthur	35 NAM	30.87
3	Turner, Adam	37 SBRM-16	28.00
4	Gwilliam, Glenn	39 RMST	26.91
5	Hanford, Jeremy	36 RMST	27.00
6	Henry, Keith	37 SBRM-16	30.00
7	Eddington, Jantzen	37 UC21	33.85
8	Tracy, Ryan	39 MICH	35.00

Heat 47 of 65 Finals

1	Reinhart, Mitchell	37 SKY	25.97
2	Bermudez, Oscar	39 COOG	25.71
3	Frawley, Jeff	35 CSI-16	25.13
4	Shaw, Chris	36 MSSC-10	25.10
5	Castor, Jimmy	37 CMS	25.12
6	Durieux, Kyle	39 ROSE	25.64
7	Swanson, Tim	36 PAWW-21	25.76
8	Utz, Chris	37 SBRM-16	26.00

Heat 48 of 65 Finals

1	Brown, Adam	37 ELG	25.00
2	Peterson, Erik	38 SBRM-16	24.99
3	Rogulj, Vanja	36 SACM-14	24.90
4	Manrique, Alejandro	37 PBM	24.69
5	Chavez, Mirko	38 SKY	24.84
6	Wenke, Dave	37 IM	24.91
7	Ambrose, Shawn	38 BCTM	25.00
8	Charmes, Roman	39 WH2O	25.09

Heat 49 of 65 Finals

1	Vogel, Nick	35 IM	24.49
2	Sikich, Christopher	39 NAST	24.20
3	Matchison, Darren	35 LAKY-17	23.78
4	Silver, Isaac	39 ENSW	23.77
5	Rokosz, Peter	36 MMA	23.78
6	Bindert, Chris	38 MINN	23.80
7	Bennett, Mike	36 NAST	24.30
8	Logan, Brett	39 MICH	24.50

Heat 50 of 65 Finals

1	Stackhouse, Adrian	36 SBRM-16	23.50
2	Clark, Jason	38 WMAC	22.91
3	Oldham, Brian	37 NAM	22.79
4	Weidner, Tim	37 ELG	22.44
5	Quane, David	38 CSLA	22.51
6	Werner, David	39 BUMS	22.81
7	Goler, Jonathan	37 SFTL	23.39
8	Teske, Brian	35 NAST	23.55

Heat 51 of 65 Finals

1	Yellin, Jeffrey	36 BCTM	22.02
2	Doak, Kevin	37 MICH	21.50
3	Mueller, Scott	36 WMAC	21.24
4	Lotano, Daniel	37 PBM	20.93
5	Marshall, Matthew	35 TOC	21.00
6	Parkins, David	39 WMAC	21.45
7	Holsman, Trent	37 TOC	21.89
8	Wang, Timothy	35 TOC	22.16

Heat 52 of 65 Finals

1	Rokosz, Adam	34 MMA	34.43
2	Schlifke, Peter	34 SBRM-16	30.20
3	Goodpasture, Jesse	31 MMA	27.30
4	Hochstrasser, James	33 GRA	26.14
5	Johnson, Adam	31 SFY	27.05
6	Utz, Nathaniel	31 SBRM-16	30.00
7	Dillon, Robert	30 FSAM-16	31.16
8	Henry, Nicholas	33 SBRM-16	36.00

Heat 53 of 65 Finals

1	Jackson, Adam	31 ENSW	24.93
2	Thaler, Daniel	30 PALM	24.46
3	Browning, Casey	30 MICH	24.00
4	Lebost, Daniel	31 PBM	23.80
5	O'Neal, Matthew	31 INDY	23.98
6	Mertz, Jeffrey	30 MICH	24.12
7	Gutierrez, Rommy	32 TNAQ	24.85
8	Purvis, Adam	33 IM	25.39

Heat 54 of 65 Finals

1	Young, James	34 AGUA	23.04
2	Henahan, Patrick	30 INDY	22.90
3	Howard, Patrick	32 NAM	22.58
4	Cavadini, Louis	33 SBRM-16	22.17
5	Elber, Joel	30 FSAM-16	22.38
6	Fisher, Zachary	32 NAM	22.90
7	Prai, Alessandro	31 INDY	23.00
8	Prill, Derek	31 TOC	23.79

Heat 55 of 65 Finals

1	Buhr, Anthony	30 STMA-30	22.09
2	Miller, Michael	31 SFTL	22.00
3	Taylor, Jonathan	30 TOC	21.80
4	DeBerry, Tyler	34 ARIZ	21.12
5	Talbott, Christopher	31 TOC	21.50
6	Weyandt, Todd	30 GAJA	21.90
7	Wang, Jackson	30 TOC	22.00
8	Gans, Egan	32 TOC	22.13

Heat 56 of 65 Finals

1	Bush, Jeffrey	29 UC16	25.12
2	McCanna, Collin	29 IM	24.08
3	Oxner, Adam	26 MICH	23.99
4	Hanson, Zac	28 IM	23.99
5	Hallam, Alex	28 WMAC	23.99
6	Ferguson, Christopher	27 TOC	24.00
7	Gorman, Jake	25 IM	24.40
8	Chorpenning, Andrew	25 ISWM	27.00

Heat 57 of 65 Finals

1	Meck, Howard	26 SBRM-16	23.90
2	Zerbonia, Nicholas	26 PAWW-21	23.69
3	Ferrif, Nick	29 TOC	23.50
4	Lubisco, John	25 MICH	23.27
5	Kerr, Kyle	26 VALM	23.30
6	Bordyukov, Aleksandr	29 MICH	23.50
7	Snyder, Alex	28 INDY	23.75
8	Feczko, Nick	27 IM	23.96

Heat 58 of 65 Finals

1	Barcinas, Ken	25 PSCM	23.18
2	Pepper, Bryan	26 BCTM	23.04
3	Hubbard, Max	26 UC30	22.97
4	Jackson, Brock	27 TNAQ	22.90
5	Sauter, Trace	29 NCMS	22.95
6	Wachtel, Ben	28 FSAM-16	22.99
7	Williams, Rowan	25 NAM	23.12
8	Murphy, Conor	27 CSPM	23.23

Heat 59 of 65 Finals

1	Haan, Colby	25 MICH	22.71
2	Dyer, Frank	26 WLAC	22.44
3	Trowbridge, Nicholas	26 TOC	22.16
4	Lucchesi, Michael	26 WMAC	22.00
5	MacKay, Ian	25 TOC	22.00
6	Margherio, John	27 NYAC	22.40
7	Ksebati, Fares	26 MICH	22.49
8	Catlin, Andrew	29 INDY	22.80

Heat 60 of 65 Finals

1	Mathews, Sean	28 MOVY	21.80
2	Derdeyn, William	27 WMAC	21.78
3	Saeta, Andrew	27 TOC	21.50
4	Porrizzo, Ralph	25 ROSE	21.26
5	Brown, Nate	26 UC08	21.44
6	Fozkos, Tyler	26 VALM	21.70
7	Pasquesi, Justin	25 CSPM	21.80
8	Birnbrich, Andrew	28 NAM	21.99

2018 Nationwide USMS Spring Nationals - 5/10/2018 to 5/13/2018

IU Natatorium, Indianapolis

Meet Program - Sunday, May 13, 2018

Heat 61 (#42 Men 50 Yard Freestyle)

1 Jarzen, Jacob	27 CSPM	21.22
2 North, Andrew	26 MOVY	20.91
3 Ferguson, Kevin	28 TOC	20.72
4 Modrov, Drew	28 CHEL	19.83
5 Schweitzer, Paul-Marc	26 NYAC	20.50
6 Birnbrich, Zachary	26 NAM	20.78
7 Davis, Cole	25 TOC	21.00
8 Scheid, Trevor	28 TOC	21.24

Heat 62 of 65 Finals

1 Ramos, German	21 UC07	24.20
2 Willett, Gregory	20 SKY	24.11
3 Weis, Jason	22 UC45	24.00
4 Palabrica, Juan Pablo	20 USF	23.67
5 Nguyen, Joseph	23 UC07	23.95
6 Roberts, Max	21 INDY	24.00
7 Bulington, Carter	24 ISWM	24.17
8 Nixon, Blake	20 PSM	24.39

Heat 63 of 65 Finals

1 Millard, Jelani	24 LTMM	23.48
2 Wasko, Cameron	24 PBM	23.25
3 Gamroth, Grant	21 PSCM	23.18
4 Onchuck, Nathan	24 WSTM-21	22.93
5 O'Neil, Sam	21 UC48	23.00
6 Riordan, Chris	23 IM	23.20
7 Pehrson, Josh	21 PSM	23.28
8 Baetzold, Seth	23 UC30	23.59

Heat 64 of 65 Finals

1 Walters, Adam	20 UC16	22.85
2 Christensen, Kyle	21 MICH	22.49
3 Samia, Seanryan	23 ROSE	22.33
4 Petyniak, Jakub	24 CSPM	22.25
5 Appleby, Andrew	23 NAM	22.30
6 Callahan, Keeler	24 NAM	22.33
7 Szuba, Timothy	23 MICH	22.65
8 Brown, Bronson	23 UC21	22.90

Heat 65 of 65 Finals

1 Hoffmann, Romano	24 CGAC-16	22.01
2 Schuman, James	19 UC21	21.93
3 Kreider, Joshua	21 WMAC	21.45
4 Burton, Logan	22 WMAC	20.60
5 Watson, James	23 SLAM	21.18
6 Woudenberg, Casey	24 UC41	21.74
7 Zarzecki, Bartosz	24 CGAC-16	22.00
8 Zacks, Daniel	19 MICH	22.23

#43 Women 200 Yard Backstroke

Sponsor: Jo Ann Brooks (Jojo)

Name	Age Team	Seed Time
18-24		
1 Burke, Rachel	21 INDY	2:13.26
2 Krull, Caitlin	22 IM	2:15.99
3 Siehs, Amanda	22 WMAC	2:15.99
4 Meyer, Molly	23 INDY	2:18.00
5 Westcott, Jessica	20 WMAC	2:22.50
6 Dattilo, Danielle	23 INDY	2:32.49
7 Baber, Caroline	21 PSM	2:52.94
25-29		
1 Yali Pepper, Gizem	26 BCTM	2:07.22
2 Flinn, Rachel	26 NYAC	2:09.34

3 Meinholz, Ellen	26 WMAC	2:14.94
4 Donahue, Meghan	28 SYS-55	2:16.00
5 McCartney, Theresa	25 BCTM	2:16.58
6 Maggard, Colleen	27 SKY	2:17.52
7 Kruczynski, Caroline	25 CSMT	2:19.47
8 Fozkos, Brittany	27 VALM	2:20.97
9 MacDonald, Keely	28 WH20	2:24.29
10 Perez, Kingberly	26 PBM	2:28.99
11 Sharpe, Anna	26 KM	2:30.77
12 Henley, Caroline	26 SFTL	2:37.86
13 Nelson, Laura	27 IM	2:50.15
14 Baldwin, Tricia	27 SKY	3:36.36

30-34

1 O'Donnell McCarthy, Fio	31 TOC	2:09.02
2 Sciacca, Krysten	30 BCTM	2:24.28
3 Braniecki, Ashley	32 O*H*-18	2:27.42
4 Wang, Stephanie	30 NAST	2:27.71
5 Younkins, Karen	31 SPP	2:28.00
6 Weiss, Chelsey	31 WMAC	2:35.00
7 White, Sarah	33 ZAM-16	2:46.01
8 Brown, Molly	31 BUMS	2:55.00
9 Duguay, Melissa	30 CONN	3:13.79

35-39

1 Shepherd, Sara	35 OREG	2:13.63
2 Vucinich, Elizabeth	37 WH20	2:15.00
3 Inada, Noriko	39 PSCM	2:17.18
4 Nuudi, Laura	37 PBM	2:20.69
5 Singleton, Natasha	38 SKY	2:22.44
6 Downing, Jennifer	39 NEM	2:23.91
7 Mardy, Megan	38 WLAC	2:25.01
8 Pignalberi, Signe	35 AKMS	2:25.71
9 Sheehan, Nichole	39 WLAC	2:27.81
10 Somand, Heather	38 MICH	2:30.22
11 Richardson, Lindsay	38 MICH	2:31.89
12 Schneider, Erin	39 WMAC	2:34.00
13 Kays, Amelia	38 ALEX	2:35.35
14 Liberty, Laurel	36 LIB	2:36.57
15 Jock, Jessica	39 ADMS	2:37.26
16 Tibbs, Jackie	38 SKY	2:39.24
17 Barbosa, Tatiana	38 SFTL	2:43.21
18 Graetz, Jill	39 MICH	2:44.78
19 Riedinger, Kelly	38 NASH	2:46.49
20 Yanaga, Stephanie	35 IM	2:59.19
21 Vrentas, Catherine	36 UC40-40	3:00.00

40-44

1 Kelsey, Jane	42 NYAC	2:15.87
2 Yocum, Kari	40 PALM	2:19.44
3 Enderle, Wendy	41 SMS	2:23.49
4 Smith, Rebecca	41 PBM	2:25.33
5 Hawley, Rachel	43 WMAC	2:29.82
6 Stich, Chris	41 WMAC	2:31.42
7 McCarthy, Michelle	42 WMAC	2:34.60
8 Shapiro, Margaret	41 RMST	2:34.75
9 Wright, Shelby	44 SCMI-16	2:39.60
10 Stolle, Christine	41 FSAM-16	2:40.01
11 Tuttle-Best, Ann	43 DASC	2:40.14
12 Humphrey, Laura	43 SKY	2:45.91
13 Kopp, Melanie	42 NAM	2:48.00
14 Sullivan, Mindy	43 GAJA	2:53.77
15 Morris, Hillary	42 PBM	3:15.00

16 Jensen, Rebecca	43 ELG	3:20.02
45-49		
1 Plotz-Saribalas, Amy	45 NAM	2:13.32
2 Texel, Paula	47 SPM	2:23.00
3 Goggin Young, Sara	45 IM	2:26.55
4 Stewart, Ann	47 HAFL	2:27.65
5 Colombo, Paula	49 MICH	2:29.00
6 Harter, Michelle	48 INDY	2:32.00
7 Cimilluca, Krista	47 ELG	2:32.36
8 Tory, Monica	45 MICH	2:36.19
9 Sinitz, Cheryl	49 WMAC	2:37.00
10 Bergmann, Kristen	45 O*H*-18	2:39.57
11 Jung, Barbara	47 UC21	2:41.64
12 Wegner, Karin	45 LVM	2:55.55
13 Foree, Sophia	49 SKY	3:03.62
14 Williams, Tracy	45 PBM	3:15.00
15 Ehringer, Susan	49 SKY	3:24.69
16 Goodrich, Kris	46 MICH	3:45.00

50-54

1 Gary, Kristin	50 NYAC	2:09.70
2 Saucy, Stephanie	54 1776	2:26.19
3 Harris, Susan	52 MICH	2:29.00
4 Cleavenger, Becky	54 CVMM	2:33.07
5 Westerman, Karen	50 SPM	2:33.10
6 Prey-Luedtke, Sharill	53 LMAO	2:40.00
7 Irish Bostic, Linda	54 PBM	2:42.79
8 Pasterczyk, Christine	51 NEM	2:48.53
9 Apple, Holly	53 BSMT	2:49.95
10 Rutenberg, Amy	51 SKY	2:59.89
11 Irawan, Yuni	54 TXLA	3:06.82
12 Burkhart, Kathleen	52 MICH	4:18.95

55-59

1 Pipes, Karlyn	56 PBM	2:11.29
2 Kafka, Heidi	55 IM	2:27.20
3 Klestinec, Robin	56 NAM	2:28.00
4 Van Horn Pate, Val	55 VMST	2:31.81
5 Spivey, Bonnie	59 LAPS	2:32.00
6 Kupferberg, Jody Lee	56 USMS-16	2:36.36
7 Woehler, Mary	59 SLAM	2:38.67
8 McNamara, Kathleen	58 USF	2:41.51
9 Kirkpatrick, Laura	58 SYSM-14	2:41.55
10 Smart, Denise	55 TULS	2:43.88
11 Kelly, Mary Shawn	55 SFTL	2:44.51
12 Rokich, Karen	59 ANBM	2:50.84
13 Burton, Tamara	59 PBM	2:51.32
14 Barkley, Maryanne	57 SLAM	2:56.64
15 Powers, Dianne	56 INDY	3:01.53
16 Morse, Celia	57 NASH	3:06.52
17 Sill, Sherry	57 IRM-16	3:10.08
18 Jordan, Amy	59 SKY	3:33.79
19 Rea, Gloria	56 O*H*-18	3:43.37

60-64

1 Pfnisgraff, Joan	64 MARY	2:28.26
2 Andrus-Hughes, Karen	60 OREG	2:32.21
3 Early, Marilyn	60 MICH	2:47.38
4 Larson, Linda	62 SFTL	2:48.62
5 Gilmore, Cindy	62 SUSA	2:49.87
6 Steinmann, Sharon	60 SPM	2:50.45
7 Burlingame, Sharon	61 TNAQ	2:52.00
8 Blattner, Susan	60 MOVY	2:59.00

2018 Nationwide USMS Spring Nationals - 5/10/2018 to 5/13/2018

IU Natatorium, Indianapolis

Meet Program - Sunday, May 13, 2018

60-64... (#43 Women 200 Yard Backstroke)			
Name	Age	Team	Seed Time
9 Denby, Karlene	64	COOG	2:59.22
10 Klencke, Barbara	60	SNM	3:05.00
11 Norton, Judith	60	O*H*-18	3:05.60
12 Willard, Mimi	64	NUTS	3:05.61
13 Emmrich, Ann	61	IM	3:08.57
14 Eastridge, Joannie	63	ARIZ	3:28.56
15 Bonis, Susan	64	WMAC	4:00.00
65-69			
1 Val, Laura	66	TAM	2:33.00
2 Craffey, Joan	65	PBM	2:44.00
3 Bierwert, Karen	65	NEM	2:50.16
4 Dougherty, Mindy	65	MVN	2:59.00
5 Douglass, Marilyn	68	O*H*-18	3:04.25
6 Guthrie, Sally	68	SMST	3:07.00
7 McDowell, Teresa	67	SLAM	3:09.04
8 Johnston, Bonnie	66	PBM	3:20.00
9 Zirger, Brigitte	65	MICH	3:26.10
10 Casey, Kathrine	69	PSM	3:27.93
11 Scherwat Ducourneau, V	67	GRA	3:41.21
70-74			
1 Uustal, Diann	71	NEM	2:54.88
2 Ventura, Rosa	70	SFTL	3:16.00
3 Pohlmann, Mary	73	SLAM	3:17.67
4 Hunt, Andrea	70	PSM	3:20.00
5 Burfeind, Betty	71	IM	3:23.25
6 Payne, Brenda	70	UC15	3:24.39
7 Welch, Sarah	71	PSM	3:25.40
8 Mitchell, Jeannie	71	PBM	3:26.12
9 Rousseau, Sandi	70	OREG	3:36.00
10 Larsen, Babs	70	MINN	3:50.00
11 Foley, Carolyn	74	PBM	3:50.34
12 Anziano, Marcia	73	OPA-32	3:51.65
13 Webb, Linda	72	SFTL	3:54.80
14 Seidler, Jeanne	71	WMAC	5:59.01
75-79			
1 Henry, Lorna	77	KM	3:20.19
2 Ward, Joy	75	OREG	3:30.57
3 Katz, Jane	75	AGUA	3:34.10
4 Westergaard, Leslie	75	DAM	3:37.10
5 Manheim, Lucy	75	RMST	4:24.28
#44 Men 200 Yard Backstroke			
Name	Age	Team	Seed Time
18-24			
1 Murray, Nathan	20	TNAQ	1:41.26
2 Bateman, Cole	23	WMAC	1:44.69
3 Jurman, Jasper	20	CHEL	1:51.94
4 Birnbrich, Luke	21	NAM	2:11.55
5 Korabelnikov, Tomer	19	WMAC	2:12.99
6 Mefford, Jake	24	WCM	2:14.76
7 Anderson, Jordan	19	PSM	2:16.00
25-29			
1 Johnson, Christopher	25	IM	1:52.73
2 Porrazzo, Ralph	25	ROSE	1:52.92
3 Alef, Grant	25	SLAM	1:54.89
4 Trowbridge, Nicholas	26	TOC	1:55.65
5 Offutt, Bryan	26	TOC	1:55.85
6 Raigla, Kaspar	29	BCTM	1:58.00
7 Enge, Jeffrey	29	SLAM	2:01.53
8 Ramsay, George	26	WH2O	2:02.35

9 Monahan, Sean	25	SFTL	2:02.42
10 Jackwin, Eric	28	SFTL	2:07.65
11 Birnbrich, Hayden	25	NAM	2:10.00
12 Davis, Joshua	27	IM	2:10.61
13 Birnbrich, Zachary	26	NAM	2:15.69
14 Jaroszewicz, Matthew	28	O*H*-18	2:18.07
15 Rodriguez, Carlos	29	TFAM-26	2:24.00
30-34			
1 King, Nathan	33	NAM	1:55.35
2 Tomas, Matej	34	SFTL	1:57.00
3 Osada, Akihiko	31	BCTM	2:07.70
4 McFee, Andrew	32	MICH	2:16.83
5 Taylor, Tim	31	ALEX	2:17.75
35-39			
1 Ostermann, Jeff	39	UC16	1:57.13
2 Cuticchia, Tom	35	LAKY-17	2:02.22
3 Roper, Matt	37	DAM	2:05.05
4 Hunte, Edward	38	NAM	2:08.68
5 Weber, Matthew	38	DAS	2:14.88
6 Bernhardt, William	39	SBRM-16	2:15.18
7 Bergford, Brian	36	CMS	2:19.50
8 Murray, Todd	38	WMAC	2:20.17
9 Bonis, Joshua	38	WMAC	2:25.00
10 Berwald, Joshua	38	PBM	2:26.23
40-44			
1 Bell, David	42	CRUZ	2:01.88
2 Secor, Don	43	IM	2:03.88
3 Maydak, Jeffrey	44	NAST	2:10.36
4 Tiozzo, Eduard	44	SFTL	2:11.43
5 Sinel, Craig	43	WH2O	2:11.50
6 Recker, Jeffrey	41	MINN	2:14.99
7 Lathrop, George	44	INDY	2:15.01
8 Rietema, Brad	41	MICH	2:15.35
9 Miller, Matt	40	OREG	2:15.91
10 Tetzlaff, Maurice	41	IM	2:16.41
11 Bingaman, Cory	43	ALEX	2:17.79
12 Myhre, Adam	43	LIB	2:18.72
13 Kilburn, David	41	OREG	2:29.64
14 Huffman, Shane	41	SBRM-16	2:35.00
15 Vogel, Michel	42	SFTL	2:46.96
45-49			
1 Lee, Lawrence	49	NCMS	2:03.55
2 Lehr, Gunner	45	NAM	2:10.60
3 Seguin, Mark	45	MINN	2:10.91
4 Nance, Chad	45	NAM	2:11.20
5 Zilch, Kurt	45	PBM	2:15.00
6 Larkin, Mark	46	WMAC	2:15.00
7 Whiteway, Jeff	47	MEDM	2:15.53
8 Linton, Tom	47	PBM	2:17.25
9 Bishop, Christopher	46	BUMS	2:18.00
10 Vocke, Joe	47	NAM	2:18.00
11 Robb, Jeff	46	SWIN-16	2:18.08
12 King, Eric	46	NCMS	2:18.73
13 Gunnell, Steve	47	MVN	2:18.81
14 Rabinowitz, Max	47	AKMS	2:21.33
15 Dolence, Mike	45	INDY	2:23.00
16 Vogler, Terry	45	PALM	2:26.08
17 Jennings, Jim	48	MICH	2:36.70
50-54			
1 Dickson, Kurt	50	GRA	1:59.44

2 Hamilton, Rick	50	MAM	2:02.67
3 Jimenez, Ignacio	52	CMS	2:04.67
4 Mehok, George	50	SYSM-14	2:07.90
5 Morris, Richard	54	NAM	2:08.00
6 Shaffer, Mike	52	VCM	2:09.92
7 Segarra, Rafael	54	SFTL	2:12.54
8 Moll, Sebastian	53	REDT	2:14.00
9 Barringer, Rob	52	CMS	2:15.37
10 Birnbrich, Chris	54	NAM	2:17.55
11 Horwitz, Peter	53	SFTL	2:18.00
12 Oyler, Paul	52	UC11	2:18.00
13 Birnbrich, Mark	51	NAM	2:18.69
14 Guist, Quinn	52	NAM	2:20.57
15 Hopson, Bruce	52	SLAM	2:25.19
16 Thompson, Anthony	54	MOVY	2:37.48
17 Collins, Theodore	54	ARIZ	2:42.00
18 Lourigan, Jerry	53	WMAC	2:58.33
55-59			
1 Britt, Clay	57	ANCM	2:05.00
2 Von Jouanne, Roger	57	MATT	2:09.27
3 Haynie, Carl	57	PSM	2:12.62
4 Neuman, Larry	55	RAMS	2:13.77
5 Grisa, Thomas	56	WMAC	2:14.05
6 Yarid, Jay	55	RICE	2:20.00
7 Marks, Ronald	59	SFTL	2:22.83
8 Melanson, Edward	55	CMS	2:23.33
9 Caudrillier, Francois	55	PBM	2:27.99
10 Dahlke, Grant	55	IM	2:29.00
11 Treiman, Gerald	57	UTAH	2:29.01
12 Richards, Scott	57	WMAC	2:29.03
13 Beatty, Chuck	59	O*H*-18	2:30.99
14 Monahan, Jim	55	SFTL	2:34.53
15 Hagen, Dean	55	ARIZ	2:35.60
16 Scharck, Mark	56	ELG	2:38.58
17 Fitzmorris, Drew	58	MICH	2:44.81
18 Elless, Jack	55	SCMI-16	2:50.52
19 Izzi, James	56	MICH	2:52.61
20 Harris, Alon	58	INDY	3:10.00
60-64			
1 Shake, Scott	60	ARIZ	2:11.50
2 Brackett, Bill	60	CMS	2:14.00
3 Djang, Philipp	63	SFTL	2:14.63
4 Weir, D. Scott	60	CMS	2:15.00
5 Slater, Douglas	60	1693	2:16.90
6 Welchlin, Bob	61	MOVY	2:23.68
7 Slowey, Michael	60	PALM	2:24.38
8 Ballard, James	60	WH2O	2:25.00
9 Black, Boyd	61	IM	2:26.17
10 Voll, Robert	60	OREG	2:26.99
11 Hendrick, Marty	60	SFTL	2:28.88
12 Magiera, Joseph	61	UC21	2:29.28
13 Seibt, Andreas	60	IM	2:30.00
14 Heinrich, Mark	60	SFTL	2:30.50
15 Meyer, Kenneth	62	ELG	2:31.90
16 Tarnapol, Pete	61	NAM	2:32.50
17 Vogel, Matthew	63	IM	2:37.36
18 Fochios, Dean	64	WMAC	2:38.00
19 Putnam, Clay	60	MICH	2:38.19
20 Mange, David	62	MICH	2:45.70
21 Clark, David	60	WMAC	2:45.99

2018 Nationwide USMS Spring Nationals - 5/10/2018 to 5/13/2018

IU Natatorium, Indianapolis

Meet Program - Sunday, May 13, 2018

60-64...(#44 Men 200 Yard Backstroke)

22	Shirey, Mark	60 NAST	2:50.45
23	Johannsen, David	63 SBM	2:52.70
24	Rosen, Robert	62 WMAC	2:55.20
25	Bargar, Scott	62 CSMT	2:55.51
26	Hoppe, David	64 IM	3:15.00
65-69			
1	Day, Lawrence	67 MICH	2:15.61
2	Thomas, Bob	65 INDY	2:29.65
3	Bober, Richard	67 NCMS	2:30.00
4	Schlicher, Fred	69 NEM	2:30.80
5	O'Keeffe, Peter	67 VCM	2:31.41
6	Bright, David	65 NEM	2:32.08
7	Voisard, Brian	66 WIN	2:32.70
8	Mykleby, Geoff	65 WMAC	2:35.00
9	Bell, Alan	68 PSM	2:36.00
10	Kornblatt, Daniel	68 BUMS	2:38.50
11	Thompson, Frank	66 MICH	2:41.49
12	Tingley, William	67 SKY	2:43.93
13	Staudacher, David	65 MICH	2:44.68
14	Heacock, Robert	68 PBM	2:44.81
15	Feely, Kevin	66 CMS	2:47.22
16	Cothren, Jack	68 BUMS	2:48.00
17	Lucas, James	67 VCM	2:49.00
18	Slick, Daniel	69 WMAC	2:50.00
19	King, Edward	66 TOC	2:55.00
20	Lewis, David	66 INDY	2:58.50
21	Fogg, Stephen	69 PSM	3:00.47
22	Harris, Verl	65 UC16	3:20.10
23	Knuth, Clark	69 WMAC	3:24.00
24	Murray, Mike	67 WMAC	3:24.25
25	Kracen, Scott	69 ELG	3:56.42
70-74			
1	Burns, Richard	74 TAM	2:30.00
2	Wilder, Hugh	70 ARIZ	2:30.98
3	Brzezinski, Jay	71 PALM	2:43.21
4	Carney, Kent	70 CMS	2:45.15
5	Kleffman, Robin	70 MINN	2:52.20
6	Arneson, Gaard	70 MICH	2:54.50
7	Parsons, Roger	71 PBM	2:56.15
8	Shaffer, Craig	72 ARIZ	2:57.65
9	Leonard, Roger	70 ANCM	2:58.00
10	Conroy, Michael	71 NCMS	3:01.68
11	Walker, Laurence	74 SLAM	3:02.38
12	Ralphs, Tony	74 SDSM	3:05.88
13	Ten Hoor, Richard	71 MICH	3:06.00
14	Heeter, M	70 UC17	3:10.00
15	Figueiredo, Paulo	71 WH20	3:12.00
16	Medlock, Gordon	71 SBRM-16	3:15.00
17	Hunt, Larry	70 SKY	3:16.33
18	Schumann, David	71 TNAQ	3:43.06
19	Luetke, Art	71 WMAC	3:49.00
20	Owens, Robert	71 VCM	3:59.00
21	Devenish, Edward	73 NAM	5:00.00
75-79			
1	Lokensgard, Erik	75 MICH	2:55.00
2	Roddin, Hugh	76 ANCM	2:55.66
3	Ogilby, Chuck	75 CMS	2:57.00
4	Wolfe, Artie	78 UC32	3:06.21
5	Quigley, George	77 INDY	3:13.00
6	Raffaelli, Larry	75 VCM	3:14.00
7	LeRoy, Richard	77 ARIZ	3:19.60
8	Learmonth, William	78 O*H*-18	3:32.88
9	McDanal, Steven	75 CMS	4:45.00
80-84			
1	Costill, David	82 INDY	2:49.83
2	Mennen, Marty	81 INDY	2:56.91
3	Ackerman, Owen	80 IM	3:30.00
4	Fasbender, Barry	80 OREG	3:31.09
5	Hellmuth, Phillip	80 WMAC	5:20.00
85-89			
1	Mitchell, Clarke	85 UC45	3:30.00
90-94			
1	Daily, John	90 O*H*-18	5:50.00

National Records

		MEN	18-24	WOMEN		
19.36	4/28/12	Josh Schneider	50 Free	Arianna Vanderpool-Wallace	1/31/15	22.21
42.59	12/1/12	Eugene Godsoe	100 Free	Katie Meili	12/6/14	48.18
01:35.0	11/8/09	Andy Grant	200 Free	Dana Vollmer	11/8/09	01:43.3
04:24.8	1/24/10	Andy Grant	500 Free	Jessica Foschi	10/25/03	04:50.0
09:01.3	2/13/10	JP Arnold	1000 Free	Luane Rowe	3/31/12	10:12.4
15:48.7	3/27/10	Andrew R Mueller	1650 Free	Genevieve Miller	5/4/17	16:53.5
22.33	5/10/13	Andrew Elliott	50 Back	Felicia Lee	2/4/17	26.15
45.36	11/30/12	Eugene Godsoe	100 Back	Emile C Ewing	5/23/10	55.9
01:44.2	5/11/13	Andrew Elliott	200 Back	Sara Schweitzer	4/30/00	01:59.2
24.53	2/1/15	Rostyslav Fedyna	50 Breast	Katie Meili	12/5/14	27.76
52.63	2/3/18	Josh C Prenot	100 Breast	Katie Meili	12/5/14	58.71
01:57.3	5/12/13	Elliot Keefer	200 Breast	Micah Lawrence	12/6/14	02:06.6
21.13	4/26/15	Henrik C Lindau	50 Fly	Dana Vollmer	11/8/09	24.54
46.65	11/30/12	Eugene Godsoe	100 Fly	Dana Vollmer	11/8/09	52.3
01:48.7	3/19/17	Mickey M Mowry	200 Fly	Katherine Mills	4/28/12	01:54.6
49.52	4/25/15	Colin B Babcock	100 IM	Katie Meili	12/21/14	53.02
01:49.3	4/26/15	Colin B Babcock	200 IM	Katie Meili	12/4/14	01:54.2
03:50.1	2/13/10	Russell Payne	400 IM	Katherine Mills	1/28/12	04:21.8
		MEN	25-29	WOMEN		
18.67	12/20/14	Nathan Adrian	50 Free	Madison Kennedy	1/25/14	22.62
18.67	2/13/10	Frederick Bousquet				
41.13	5/3/14	Nathan Adrian	100 Free	Kim Vandenberg	2/24/13	49.18
01:31.9	12/6/13	Darian R Townsend	200 Free	Limin Liu	5/20/01	01:48.8
04:20.8	4/17/10	Andy Grant	500 Free	Sheila Taormina	1/3/96	04:49.9
09:19.6	3/15/14	Tobias T Work	1000 Free	Hannah K Saiz	2/3/17	10:10.7
15:44.7	5/3/98	Alex Kostich	1650 Free	Karen B Burton	5/19/91	16:50.2
21.46	4/16/10	Adam M Mania	50 Back	Tanica Jamison	5/22/10	25.26
45.95	4/15/10	Adam M Mania	100 Back	Tanica Jamison	5/23/10	54.06
01:45.8	3/20/16	David Russell	200 Back	Federica Pellegrini	2/28/15	01:56.9
23.87	5/21/10	Mark Gangloff	50 Breast	Katie Meili	4/30/16	27.1
51.57	4/25/15	Marcus Titus	100 Breast	Megan M Jendrick	2/6/10	59.58
01:53.0	12/21/13	BJ Johnson	200 Breast	Megan M Jendrick	2/6/10	02:09.1
21.11	11/30/12	Davis Tarwater	50 Fly	Danielle M Herrmann	4/28/17	24.19
45.32	11/30/12	Davis Tarwater	100 Fly	Amanda M Sims	4/24/15	53.2
01:47.6	5/20/07	Erik Scalise	200 Fly	Hannah K Saiz	12/2/17	01:57.5
47.77	5/3/14	Darian R Townsend	100 IM	Danielle M Herrmann	4/29/17	54.4
01:41.8	12/21/13	Darian R Townsend	200 IM	Justine L Mueller	12/5/13	01:57.6
03:41.8	12/20/13	Darian R Townsend	400 IM	Justine L Mueller	2/22/13	04:19.0
		MEN	30-34	WOMEN		
19.33	5/3/14	Anthony L Ervin	50 Free	Erika A Erndl	11/29/12	22.48
19.33	5/2/14	Anthony L Ervin				
42.75	12/21/14	Darian R Townsend	100 Free	Erika A Erndl	2/23/13	48.03

01:34.0	12/19/14	Darian R Townsend	200 Free	Erika A Erndl	11/30/12	01:43.5
04:29.5	2/25/96	Matthew J Cetlinski	500 Free	Dawn M Heckman	4/14/12	04:46.9
09:26.9	3/23/03	Joshua Woodruff	1000 Free	Dawn M Heckman	4/15/12	09:51.9
15:51.6	5/12/96	Jeff T Erwin	1650 Free	Karen B Burton	5/23/93	17:07.5
21.51	4/26/15	Matt Grevers	50 Back	Noriko Inada	5/1/11	24.96
46.34	12/21/13	Adam M Mania	100 Back	Noriko Inada	4/30/11	54.6
01:43.7	12/21/14	Adam M Mania	200 Back	Karlyn Pipes-Neilsen	2/19/96	01:59.9
24.35	4/24/15	Matt Grevers	50 Breast	Katie McClelland	5/4/08	28.48
53.44	4/29/11	Ed Moses	100 Breast	Katie McClelland	5/4/08	01:02.1
01:56.0	5/1/11	Ed Moses	200 Breast	Erika A Erndl	1/20/13	02:16.0
21.11	4/26/15	Matt Grevers	50 Fly	Angel Martino	4/15/00	24.18
47.28	12/20/13	Adam M Mania	100 Fly	Angel Martino	5/16/99	55.01
01:45.0	4/12/15	Darian R Townsend	200 Fly	Karlyn Pipes-Neilsen	5/12/96	02:03.5
47.71	4/29/17	Ryan Lochte	100 IM	Angel Martino	4/15/00	57.01
01:42.0	12/20/14	Darian R Townsend	200 IM	Erika A Erndl	3/11/09	01:58.8
03:41.0	12/19/14	Darian R Townsend	400 IM	Erika A Erndl	1/20/13	04:14.8
		MEN	35-39	WOMEN		
20.01	3/25/18	Roland M Schoeman	50 Free	Dara Torres	2/25/07	22.34
44.24	4/20/09	Vlad Pyshnenko	100 Free	Dara Torres	2/25/07	49.72
01:36.6	5/4/08	Josh C Davis	200 Free	Karlyn Pipes-Neilsen	5/3/97	01:51.5
04:34.0	5/17/02	Ronald Karnaugh	500 Free	Karlyn Pipes-Neilsen	5/3/97	04:56.1
09:28.0	5/20/10	Eric B Christensen	1000 Free	Heidi S George	11/15/14	10:11.2
15:53.9	5/18/03	Jeff Erwin	1650 Free	Heidi S George	11/15/14	16:46.8
22.62	4/29/17	Jeff F Natalizio	50 Back	Noriko Inada	4/29/17	24.71
47.86	4/30/17	Jeff F Natalizio	100 Back	Noriko Inada	4/30/17	53.58
01:47.7	5/4/08	Josh C Davis	200 Back	Karlyn Pipes-Neilsen	3/14/98	02:00.5
25.35	5/21/10	Steve T West	50 Breast	Katie Glenn	5/2/14	28.51
54.98	3/28/15	James D Sheehan	100 Breast	Katie Glenn	4/25/15	01:01.9
01:59.2	12/16/01	Ron Karnaugh	200 Breast	Katie Glenn	4/26/15	02:17.5
21.24	3/25/18	Roland M Schoeman	50 Fly	Noriko Inada	4/28/17	25.04
49.02	4/29/17	Mario L Marshall	100 Fly	Susan Von Der Lippe	5/18/03	55.78
01:50.7	5/16/99	Bobby Patten	200 Fly	Susan Von Der Lippe	5/22/05	02:03.5
49.01	4/29/17	Jeff F Natalizio	100 IM	Gabrielle E Chang	4/29/17	57.25
01:48.7	12/22/02	Ronald D Karnaugh	200 IM	Karlyn Pipes-Neilsen	3/14/98	02:05.2
03:56.8	12/16/01	Ron Karnaugh	400 IM	Karlyn Pipes-Neilsen	3/14/98	04:24.2
		MEN	40-44	WOMEN		
20.67	12/20/14	Josh Davis	50 Free	Dara Torres	4/15/07	21.91
45.15	5/3/14	Josh Davis	100 Free	Dara Torres	4/15/07	48.34
01:38.2	4/24/15	Josh Davis	200 Free	Karlyn Pipes-Neilsen	12/22/02	01:51.1
04:33.4	4/25/15	Josh Davis	500 Free	Karlyn Pipes-Neilsen	10/5/02	04:59.0
09:32.7	5/7/10	Alex G Kostich	1000 Free	Karlyn Pipes-Neilsen	12/21/03	10:20.5
15:51.5	5/9/10	Alex G Kostich	1650 Free	Heidi S George	11/5/16	17:12.0
22.77	4/26/09	Michael S Ross	50 Back	Sheri L Hart	5/1/11	26.12

National Records

48.49	4/26/09	Michael S Ross	100 Back	Sheri L Hart	4/30/11	56.03
01:50.1	5/4/08	Michael S Ross	200 Back	Kristin J Gary	4/24/10	02:04.4
25.02	3/12/16	Jarrold Marrs	50 Breast	Susan G Von Der Lippe	2/28/10	29.24
55.37	4/25/15	Jeff P Commings	100 Breast	Susan G Von Der Lippe	5/4/08	01:03.0
02:00.5	5/3/14	Steve West	200 Breast	Susan von der Lippe	5/14/06	02:17.1
22.61	4/26/09	Michael S Ross	50 Fly	Susan G Von Der Lippe	5/10/09	25.14
49.27	5/4/08	Michael S Ross	100 Fly	Susan G Von Der Lippe	5/10/09	54.83
01:50.6	4/14/02	Dennis G Baker	200 Fly	Susan G Von Der Lippe	5/4/08	02:03.1
51.07	4/25/15	Jeff P Commings	100 IM	Erika L Braun	4/28/12	57.95
01:51.9	4/26/09	Michael S Ross	200 IM	Susan G Von Der Lippe	5/4/08	02:04.9
04:01.9	4/19/09	Roque J Santos	400 IM	Susan G Von Der Lippe	5/4/08	04:28.4
		MEN	45-49	WOMEN		
21.06	5/21/10	Richard L Hughey	50 Free	Erika L Braun	4/8/17	23.8
46.21	4/26/15	Nicolas Granger	100 Free	Erika L Braun	4/9/17	51.99
01:41.7	5/21/10	David E Sims	200 Free	Karlyn Pipes-Neilsen	12/16/07	01:53.3
04:39.1	5/20/07	Dennis Baker	500 Free	Karlyn Pipes-Neilsen	4/11/09	05:04.1
09:43.9	5/20/10	Keith M Switzer	1000 Free	Karlyn Pipes-Neilsen	4/19/09	10:32.9
16:08.1	5/20/10	Jeff T Erwin	1650 Free	Alison H Zamanian	4/8/16	17:39.8
23.58	4/26/15	Michael S Ross	50 Back	Karlyn Pipes-Neilsen	12/21/08	27.35
51.55	4/30/11	Chris L Stevenson	100 Back	Ellen M Reynolds	5/23/10	57.83
01:54.0	5/1/16	Nicolas Granger	200 Back	Karlyn Pipes-Neilsen	4/19/09	02:04.7
01:54.0	5/13/11	Rich E Saeger				
26.05	4/30/17	Steve West	50 Breast	Caroline Krattli	5/20/07	30.17
56.3	4/28/17	Steve West	100 Breast	Susan G Von Der Lippe	3/27/11	01:05.8
02:02.4	4/29/17	Steve West	200 Breast	Susan G Von Der Lippe	5/1/11	02:22.8
22.67	5/4/08	Paul L Smith	50 Fly	Erika L Braun	4/9/17	25.64
50.9	5/21/10	David E Sims	100 Fly	Susan G Von Der Lippe	5/1/11	56.97
01:50.7	12/6/08	Dennis G Baker	200 Fly	Karlyn Pipes-Neilsen	12/26/08	02:07.4
52.14	5/23/10	Richard L Hughey	100 IM	Fall Willeboordse	4/28/12	59.39
01:51.4	4/26/15	Nicolas Granger	200 IM	Karlyn Pipes-Neilsen	12/16/07	02:07.3
04:01.3	4/24/15	Nicolas Granger	400 IM	Karlyn Pipes-Neilsen	12/26/09	04:32.9
		MEN	50-54	WOMEN		
21.36	4/29/11	Rowdy Gaines	50 Free	Fall Willeboordse	3/18/16	24.53
46.59	5/10/09	Rowdy Gaines	100 Free	Fall Willeboordse	4/29/16	53.6
01:43.8	5/10/09	Rowdy Gaines	200 Free	Ellen M Reynolds	4/10/16	01:58.3
04:47.6	5/20/01	Jim Mcconica	500 Free	Jill S Hernandez	5/12/13	05:14.6
09:55.8	4/6/13	Keith M Switzer	1000 Free	Jill S Hernandez	4/23/15	10:58.6
16:28.8	4/23/15	Jeff T Erwin	1650 Free	Charlotte Petersen	4/23/15	18:16.5
24.57	5/4/14	Fritz Bedford	50 Back	Leslie C Livingston	5/10/13	27.04
52.72	3/21/15	Fritz Bedford	100 Back	Fall Willeboordse	3/18/16	59.19
01:59.0	4/25/15	Jim Tuchler	200 Back	Ellen M Reynolds	11/22/14	02:07.5
26.45	3/30/14	David M Guthrie	50 Breast	Brigitte C Heuer	5/21/10	32.37
58.41	3/29/14	David M Guthrie	100 Breast	Caroline Krattli	2/18/12	01:09.2


02:07.2	3/30/14	David M Guthrie	200 Breast	Caroline Krattli	2/20/12	02:29.9
23.19	4/25/04	Trip Hedrick	50 Fly	Leslie C Livingston	5/11/13	25.7
51.73	5/12/13	David E Sims	100 Fly	Jill S Hernandez	5/12/13	01:00.2
01:58.5	4/29/16	David E Sims	200 Fly	Laura B Val	5/17/02	02:15.2
53.6	4/29/17	Mike Irvin	100 IM	Fall Willeboordse	4/29/16	01:01.3
01:58.2	3/11/17	Mike Irvin	200 IM	Ellen M Reynolds	5/10/15	02:13.2
04:16.6	5/2/14	Darren D Phelan	400 IM	Ellen M Reynolds	4/9/16	04:43.1
		MEN	55-59	WOMEN		
21.82	4/30/00	Richard Abrahams	50 Free	Sue Walsh	4/8/17	25.16
48.37	4/30/00	Richard Abrahams	100 Free	Laura B Val	5/4/08	54.72
01:48.8	4/10/10	Michael T Mann	200 Free	Karlyn A Pipes	4/30/17	01:57.9
04:56.8	4/11/10	Michael T Mann	500 Free	Jill S Hernandez	4/29/17	05:20.7
10:07.4	5/14/06	Jim Mc Conica	1000 Free	Kelly Parker Palace	2/5/17	11:19.9
17:11.1	5/20/07	Jim Mc Conica	1650 Free	Laura B Val	4/16/10	18:56.0
25.66	4/10/16	Steve Wood	50 Back	Leslie C Livingston	10/30/16	28.14
53.81	2/25/17	Steve Wood	100 Back	Karlyn A Pipes	4/30/17	01:00.8
02:03.1	3/31/12	Tom Barton	200 Back	Karlyn A Pipes	4/28/17	02:11.3
27.59	3/26/17	David M Guthrie	50 Breast	Caroline Krattli	4/30/17	32.13
01:00.1	3/26/17	David M Guthrie	100 Breast	Caroline Krattli	4/28/17	01:10.5
02:12.0	4/10/16	David M Guthrie	200 Breast	Catherine K Kohn	5/10/09	02:40.2
24	5/1/16	Bruce C Kone	50 Fly	Leslie C Livingston	10/30/16	27.04
53.9	5/12/13	Paul V Carter	100 Fly	Karlyn A Pipes	4/29/17	01:00.4
02:03.2	5/23/10	Brad Horner	200 Fly	Laura B Val	5/10/09	02:16.3
55.85	4/9/16	Steve Wood	100 IM	Karlyn A Pipes	4/29/17	01:02.3
02:04.1	5/4/08	Timothy M Shead	200 IM	Jill S Hernandez	4/28/17	02:15.7
04:28.7	5/2/14	Jim Sauer	400 IM	Jill S Hernandez	4/30/17	04:49.6
		MEN	60-64	WOMEN		
22.3	5/22/05	Richard Abrahams	50 Free	Penny P Noyes	3/17/18	26.28
				Penny P Noyes	4/23/17	26.28
49.14	5/22/05	Richard Abrahams	100 Free	Laura B Val	4/29/12	56.45
01:51.1	4/24/15	Rick Colella	200 Free	Laura B Val	5/22/16	02:05.8
05:11.2	4/29/12	Jim Mc Conica	500 Free	Laura B Val	1/26/14	05:39.0
10:42.2	4/23/15	Michael T Mann	1000 Free	Laura B Val	3/30/12	11:41.8
17:59.5	5/20/10	Jim Clemmons	1650 Free	Laura B Val	3/30/12	19:44.0
26.7	4/29/17	Philipp A Djang	50 Back	Laura B Val	4/26/15	29.58
57.46	4/30/16	Tom Barton	100 Back	Laura B Val	5/12/13	01:03.7
02:07.9	5/1/16	Tom Barton	200 Back	Bonnie M Bilich	4/7/18	02:19.4
28.3	2/11/18	Bruce C Kone	50 Breast	Melinda J Mann	5/7/17	33.79
01:02.6	5/2/14	Rick Colella	100 Breast	Melinda J Mann	5/6/17	01:16.5
02:16.7	5/3/14	Rick Colella	200 Breast	Lo D Knapp	4/26/15	02:44.7
24.36	2/10/18	Bruce C Kone	50 Fly	Charlotte M Davis	5/11/13	29.14
54.92	5/22/05	Richard Abrahams	100 Fly	Laura B Val	4/27/12	01:04.3
02:07.5	4/30/17	Jim Sauer	200 Fly	Laura B Val	5/10/13	02:24.3
57.23	5/11/13	Rick Colella	100 IM	Laura B Val	5/17/15	01:07.1
02:03.3	5/4/14	Rick Colella	200 IM	Laura B Val	3/4/12	02:25.4
04:24.2	5/2/14	Rick Colella	400 IM	Laura B Val	3/15/14	05:16.2

National Records

		MEN	65-69	WOMEN		
22.1	5/23/10	Richard T Abrahams	50 Free	Laura B Val	4/30/17	26.73
49.42	5/22/10	Richard T Abrahams	100 Free	Laura B Val	4/28/17	58.21
01:52.6	4/30/17	Rick Colella	200 Free	Laura B Val	3/11/17	02:09.2
05:05.4	4/9/17	Rick Colella	500 Free	Laura B Val	5/21/17	05:52.4
11:23.1	4/16/16	Jim Mc Conica	1000 Free	Laura B Val	4/9/17	11:59.5
19:07.8	4/23/15	Jim Clemmons	1650 Free	Shirley A Loftus-Charley	11/12/16	20:43.3
27.74	5/23/10	Richard T Abrahams	50 Back	Laura B Val	4/29/17	30.39
59.62	5/12/13	Hugh Wilder	100 Back	Laura B Val	4/30/17	01:06.5
02:15.6	1/14/18	Lawrence J Day	200 Back	Laura B Val	4/28/17	02:27.8
29.1	4/8/17	Rick Colella	50 Breast	Charlotte M Davis	4/30/17	37.49
01:02.8	4/28/17	Rick Colella	100 Breast	Charlotte M Davis	4/28/17	01:20.3
02:16.7	4/29/17	Rick Colella	200 Breast	Joann Leilich	4/4/04	03:01.5
24.94	5/22/10	Richard T Abrahams	50 Fly	Laura B Val	3/19/17	29.58
56.36	5/21/10	Richard T Abrahams	100 Fly	Laura B Val	4/29/17	01:06.7
02:08.9	4/9/17	Rick Colella	200 Fly	Laura B Val	4/9/17	02:29.1
57.45	4/29/17	Rick Colella	100 IM	Laura B Val	2/4/17	01:09.4
02:03.6	4/28/17	Rick Colella	200 IM	Laura B Val	5/21/17	02:30.6
04:32.4	4/8/17	Rick Colella	400 IM	Laura B Val	5/21/17	05:21.7
		MEN	70-74	WOMEN		
24.13	5/4/08	Jeff Farrell	50 Free	Diann Uustal	4/30/17	29.6
54.58	4/26/15	Richard T Abrahams	100 Free	Diann Uustal	5/7/17	01:06.4
02:06.6	5/8/15	David Quiggin	200 Free	Diann Uustal	5/5/17	02:29.5
05:48.2	5/9/15	David Quiggin	500 Free	Lavelle Stoinoff	4/25/04	06:46.8
12:09.4	5/7/15	David Quiggin	1000 Free	Lavelle Stoinoff	4/25/04	13:58.5
20:29.2	5/20/01	Graham Johnston	1650 Free	Lavelle Stoinoff	3/28/04	23:45.7
29.72	4/26/15	Richard Burns	50 Back	Diann Uustal	4/29/17	34.77
01:05.4	4/24/15	Richard Burns	100 Back	Diann Uustal	4/30/17	01:17.3
02:23.7	5/2/14	Richard Burns	200 Back	Diann Uustal	4/28/17	02:47.5
31.7	4/30/16	Robert Strand	50 Breast	Joann Leilich	1/24/09	39.89
01:09.5	5/1/16	Robert Strand	100 Breast	Joann Leilich	4/29/11	01:26.8
02:35.7	4/29/16	Robert Strand	200 Breast	Joann Leilich	2/2/09	03:07.3
26.92	4/26/15	Richard T Abrahams	50 Fly	Diann Uustal	5/5/17	32.41
01:00.8	4/24/15	Richard T Abrahams	100 Fly	Margot K Pettijohn	9/17/16	01:23.8
02:34.3	1/26/14	Robert M Poiletman	200 Fly	Margot K Pettijohn	9/17/16	03:07.3
01:04.8	4/29/17	Andrew M McPherson	100 IM	Diann Uustal	4/29/17	01:15.3
02:26.4	4/30/16	Robert Strand	200 IM	Diann Uustal	5/7/17	02:51.3
05:28.5	6/5/17	Douglas A Springer	400 IM	Kathy M Slifer	5/1/16	06:15.3
		MEN	75-79	WOMEN		
25.58	3/4/12	Jeff Farrell	50 Free	Gail Roper	4/3/05	33.87
58.68	5/10/09	David A Radcliff	100 Free	Gail Roper	4/24/05	01:16.2
02:08.8	5/10/09	David A Radcliff	200 Free	Ronnie Kamphausen	3/8/09	02:53.1
06:03.9	5/8/10	David A Radcliff	500 Free	Ronnie Kamphausen	5/16/09	07:32.6
12:20.6	5/10/09	David A Radcliff	1000 Free	Ronnie Kamphausen	3/18/09	15:47.7
20:25.5	5/10/09	David A Radcliff	1650 Free	Sarah L Kopsky	4/1/17	26:47.5

32.11	4/19/09	Yoshi Oyakawa	50 Back	Doris Steadman	4/30/00	40.25
01:08.6	4/19/09	Burwell Jones	100 Back	Nancy Brown	4/15/11	01:27.7
02:31.4	4/17/10	Burwell Jones	200 Back	Nancy Brown	4/15/11	03:15.0
34.58	3/5/17	Mike R Freshley	50 Breast	Joann Leilich	4/13/14	41.53
01:16.7	9/18/16	Mike R Freshley	100 Breast	Joann Leilich	4/11/14	01:29.2
02:45.3	4/29/16	Mike R Freshley	200 Breast	Joann Leilich	4/5/14	03:16.3
28.99	1/14/17	Mike R Freshley	50 Fly	Mary Ann Case	4/26/15	38.05
01:12.7	4/17/11	David Costill	100 Fly	Mary Ann Case	4/24/15	01:35.5
02:58.6	4/2/16	Mike R Freshley	200 Fly	Lois Kivi Nochman	4/30/00	03:41.9
01:08.7	9/18/16	Mike R Freshley	100 IM	Gail Roper	4/24/05	01:27.3
02:35.7	4/30/16	Mike R Freshley	200 IM	Gail Roper	4/24/05	03:18.4
05:43.8	4/15/16	Mike R Freshley	400 IM	Gail Roper	4/10/05	07:03.6
		MEN	80-84	WOMEN		
28.68	4/30/17	Jeff Farrell	50 Free	Johnnie Detrick	12/13/15	34.2
28.68	4/28/17	Jeff Farrell				
01:04.6	5/3/14	David A Radcliff	100 Free	Johnnie Detrick	12/13/15	01:22.3
02:23.6	4/12/15	David A Radcliff	200 Free	Jean Troy	2/17/08	03:09.0
06:27.8	5/1/14	David A Radcliff	500 Free	Jean Troy	3/30/08	08:26.4
13:10.1	5/1/14	David A Radcliff	1000 Free	Jean Troy	3/30/08	17:20.2
21:54.9	5/1/14	David A Radcliff	1650 Free	Betty S Lorenzi	4/19/09	28:35.8
34.49	4/29/16	Yoshi Oyakawa	50 Back	Betty S Lorenzi	4/19/09	43.57
01:15.7	3/11/17	David Costill	100 Back	Betty S Lorenzi	4/19/09	01:32.4
02:48.6	3/23/13	Burwell Jones	200 Back	Betty S Lorenzi	4/19/09	03:26.7
37.74	3/12/16	David Costill	50 Breast	Ann M Hirsch	2/12/11	48.29
01:24.1	2/14/16	David Costill	100 Breast	Ann M Hirsch	3/12/11	01:46.7
03:09.8	3/12/16	David Costill	200 Breast	Ann M Hirsch	2/12/11	03:49.7
33.32	3/11/17	David Costill	50 Fly	Lois Kivi Nochman	4/15/07	50.1
01:22.3	4/8/17	David Costill	100 Fly	Lois Kivi Nochman	4/22/07	01:54.2
03:25.6	4/23/06	Thomas O Maine	200 Fly	Lois Kivi Nochman	4/24/05	04:05.1
01:14.9	4/16/16	David Costill	100 IM	Johnnie Detrick	4/29/16	01:42.5
02:54.0	2/21/16	David Costill	200 IM	Johnnie Detrick	2/6/16	03:48.3
06:26.1	2/20/16	David Costill	400 IM	Jean Troy	2/17/08	08:16.0
		MEN	85-89	WOMEN		
31.92	3/7/10	Frank M Piemme	50 Free	Betty J Russ	3/9/13	41.21
01:10.9	4/18/10	Frank M Piemme	100 Free	Nan Bohl	4/12/14	01:31.2
02:50.5	5/8/10	Frank M Piemme	200 Free	Jean D Troy	3/23/13	03:26.9
07:37.5	2/5/17	Wallie Jeffries	500 Free	Betty S Lorenzi	4/13/13	09:07.6
16:28.8	5/7/10	Frank M Piemme	1000 Free	Betty S Lorenzi	4/11/13	18:40.2
27:48.7	3/20/10	Frank M Piemme	1650 Free	Betty S Lorenzi	4/11/13	30:52.2
38.24	9/9/17	Clarke E Mitchell	50 Back	Betty S Lorenzi	2/9/13	46.77
01:36.0	5/8/10	Frank M Piemme	100 Back	Betty S Lorenzi	2/10/13	01:40.0
03:24.0	1/25/15	Bob K Miller	200 Back	Betty S Lorenzi	2/9/13	03:34.1
42.72	3/7/10	Frank M Piemme	50 Breast	Ann M Hirsch	4/10/16	55.14
01:34.7	4/18/10	Frank M Piemme	100 Breast	Ann M Hirsch	2/20/16	02:01.4

Go for a **DESERT SWIM.**



Mesa is proud to host the 2019 U.S. Masters Swimming Spring National Championship on April 25-28, 2019. Our state-of-the-art aquatics center and plentiful water activities make Mesa a great destination year round.



VISITMESA.COM

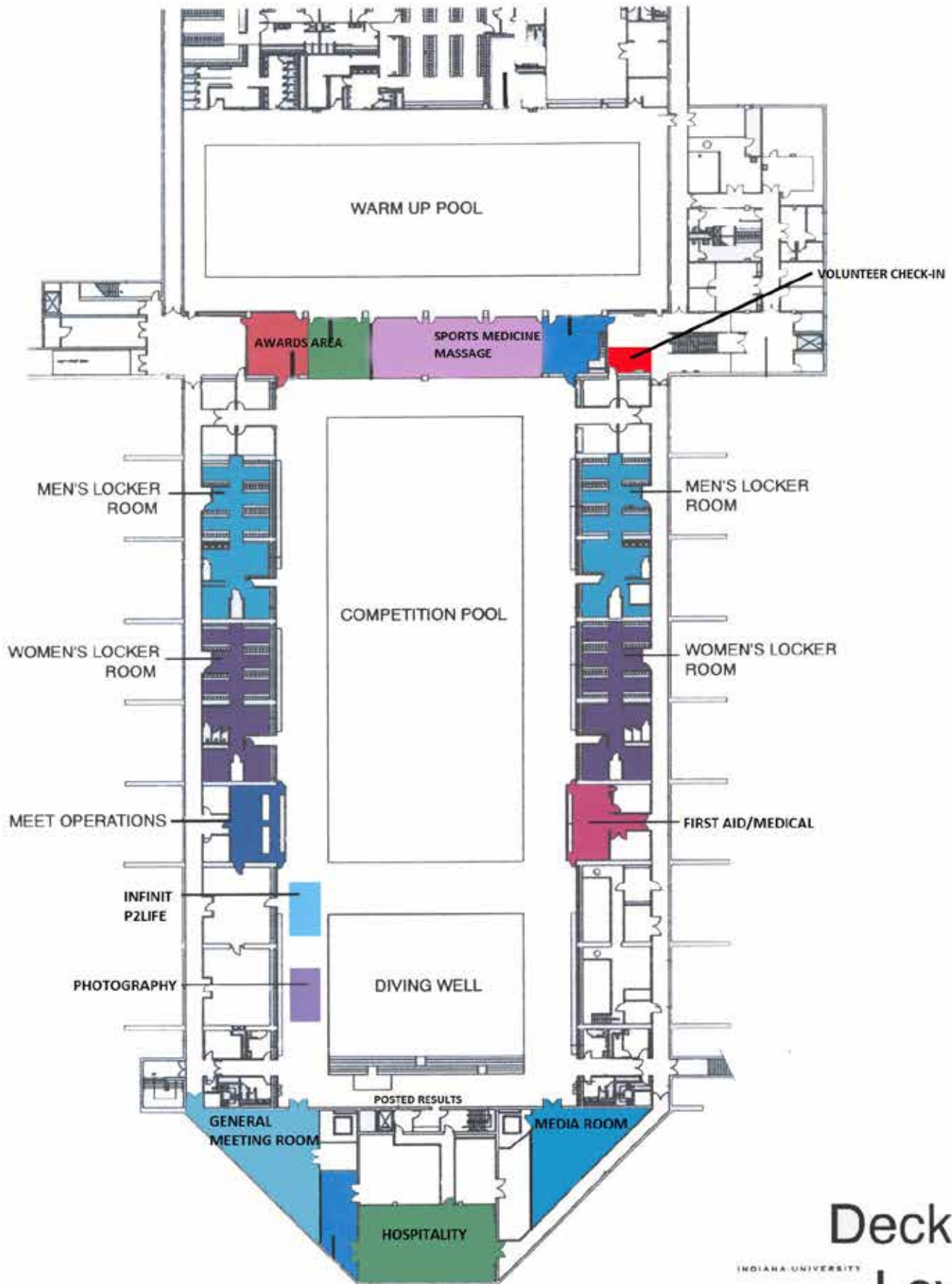
National Records

03:46.2	3/20/10	Frank M Piemme	200 Breast	Ann M Hirsch	3/12/16	04:20.2
39.89	3/7/10	Frank M Piemme	50 Fly	Lois Kivi Nochman	3/27/10	57.02
01:41.3	4/18/10	Frank M Piemme	100 Fly	Betty J Russ	7/27/12	02:12.1
03:43.0	1/8/11	Thomas O Maine	200 Fly	Lois Kivi Nochman	3/7/10	04:42.2
01:28.4	3/7/10	Frank M Piemme	100 IM	Jean D Troy	4/12/14	01:53.0
03:18.1	4/18/10	Frank M Piemme	200 IM	Jean D Troy	2/10/13	04:17.2
07:30.5	2/12/11	Thomas O Maine	400 IM	Jean D Troy	2/10/13	09:04.5
		MEN	90-94	WOMEN		
35.96	9/21/03	Woody Bowersock	50 Free	Aileen Soule	5/12/96	49.68
01:27.3	3/21/04	Woodrow Bowersock	100 Free	Jean D Troy	3/25/18	01:48.8
03:18.8	1/31/15	Willard J Lamb	200 Free	Rita Simonton	5/10/09	03:59.2
08:54.9	3/24/13	Willard J Lamb	500 Free	Rita Simonton	5/10/09	10:22.6
18:13.1	11/9/13	Willard J Lamb	1000 Free	Rita Simonton	4/26/09	21:20.9
30:23.7	11/9/13	Willard J Lamb	1650 Free	Rita Simonton	2/22/09	35:22.3
49.02	4/5/14	Willard J Lamb	50 Back	Betty S Lorenzi	2/10/18	56.94
01:46.7	3/25/07	John Merrill	100 Back	Aileen Soule	5/12/96	02:14.7
03:54.0	3/25/07	John Merrill	200 Back	Betty S Lorenzi	2/10/18	04:27.7
53.07	4/15/07	Russ Witte	50 Breast	Marjorie Stone	11/30/14	01:05.5
01:58.4	1/30/11	Raymond I Hakomaki	100 Breast	Joan Wayne	7/7/15	02:23.1
04:36.6	3/13/16	Thomas O Maine	200 Breast	Marjorie Stone	2/8/15	05:46.0
50.44	3/21/04	Walter Pfeiffer	50 Fly	Rita Simonton	4/26/09	01:18.2
02:06.9	4/30/16	Thomas O Maine	100 Fly	Jewel C Cooke	4/11/99	03:26.5
04:44.8	4/29/16	Thomas O Maine	200 Fly	Jewel Cooke	11/8/98	07:13.0
01:53.4	4/29/16	Thomas O Maine	100 IM	Rita Simonton	3/29/09	02:37.2
04:02.8	4/30/16	Thomas O Maine	200 IM	Jean D Troy	3/25/18	05:02.2
08:37.6	5/1/16	Thomas O Maine	400 IM	Jewel Cooke	11/7/98	13:06.4
		MEN	95-99	WOMEN		
51.31	1/10/99	Gus Langner	50 Free	Maurine E Kornfeld	4/28/17	01:00.1
02:04.5	1/10/99	Gus Langner	100 Free	Maurine E Kornfeld	4/28/17	02:04.5
04:35.7	1/10/99	Gus Langner	200 Free	Maurine E Kornfeld	3/19/17	04:34.1
12:17.4	1/10/99	Gus Langner	500 Free	Maurine E Kornfeld	4/29/17	11:45.4
30:05.3	4/2/00	Gus Langner	1000 Free	Maurine E Kornfeld	4/27/17	23:57.8
01:08.2	7/8/89	Tom Lane	50 Back	Rita Simonton	2/8/14	01:08.9
02:45.9	2/12/12	Russ Witte	100 Back	Rita Simonton	9/22/13	02:37.9
06:19.7	5/11/13	Russ Witte	200 Back	Maurine E Kornfeld	2/11/17	05:12.6
01:03.3	2/11/12	Russ Witte	50 Breast	Marie K Kelleher	2/15/09	01:55.4
02:34.8	2/12/12	Russ Witte	100 Breast			
05:49.2	2/12/12	Russ Witte	200 Breast			
			50 Fly	Maurine E Kornfeld	3/5/17	01:49.5
			100 IM	Maurine E Kornfeld	3/5/17	03:10.9
		MEN	100-104	WOMEN		
01:31.0	6/25/94	Tom Lane	50 Free	Marie K Kelleher	2/10/13	01:58.1
03:21.9	6/25/94	Tom Lane	100 Free			
06:56.3	6/25/94	Tom Lane	200 Free			
02:55.9	4/26/16	Fred W Klein	50 Back			
			200 Back	Mary Anne Cooper	4/26/16	12:13.8

Relay Records

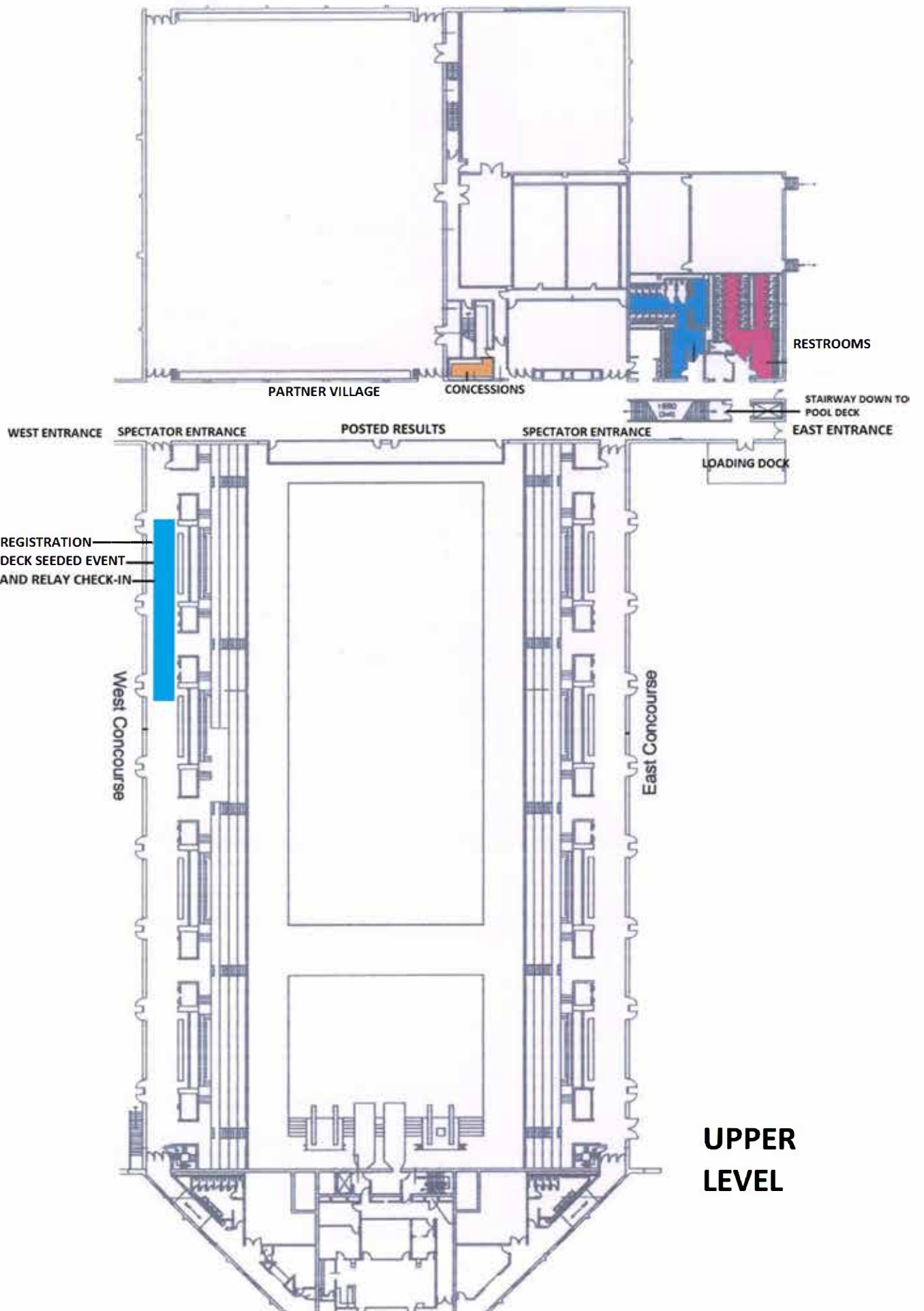
AGE	RELAY	TIME	TEAM	DATE	SWIMMERS			
M18+	200 Free	01:18.3	NORTH CAROLINA MASTERS	5/22/10	Nicholas J Brunelli	Cullen A Jones	Nelson O Westby	Joe Skuba
M25+	200 Free	01:20.2	THE OLYMPIC CLUB	4/30/16	Jonathan C Leopold	Scott C Greenwood	Kevin Ferguson	Andrew Saeta
M35+	200 Free	01:23.3	LONGHORN AQUATICS	5/29/10	Tyler J Blessing	Mike J Varozza	Bradley H Bailey	Chris M Eckerman
M45+	200 Free	01:27.7	ARIZONA MASTERS	5/4/08	John C Smith	Al Jaegers	Paul A Hafner	Paul L Smith
M55+	200 Free	01:32.2	OREGON MASTERS	4/11/09	Mike J Tennant	Doug Brockbank	Wes Edwards	Larry K Philbrick
M65+	200 Free	01:40.1	SAN DIEGO SWIM MASTERS	5/10/09	Mike R Freshley	Peter Andersen	Vinus Van Baalen	Keefe L Lodwig
M75+	200 Free	01:57.7	GOLD COAST MASTERS	4/11/14	Andy B Morrow	David R McIntyre	Ahmed G Hamada	David J Painter
M85+	200 Free	03:05.2	FLORIDA AQUATIC COMBINED TEAM	4/28/12	William H Adams	Edwin H Graves	Rogers B Holmes	John D Corse
M18+	400 Free	03:01.6	GOLDEN ROAD AQUATICS	2/13/16	Mario L Marshall	Nicholas Korth	Max Jaben	Tony Cox
M25+	400 Free	03:06.2	ILLINOIS MASTERS	4/10/11	David Kinsella	Timothy Carlson	Vincent A Allegra	David E Sims
M35+	400 Free	03:06.1	LONGHORN AQUATICS	5/30/10	Tyler J Blessing	Mike J Varozza	Bradley H Bailey	Chris M Eckerman
M45+	400 Free	03:18.2	WILDCAT ALUMNI MASTERS	5/7/10	Al Jaegers	Tom Harvill	Mace P Volzing	David S Cunniff
M55+	400 Free	03:28.3	CMS	3/28/15	Kirk H Anderson	Michael T Mann	Craig Petersen	Greg C Scott
M65+	400 Free	03:48.6	VENTURA COUNTY MASTERS	4/16/16	Glenn A Gruber	Jim Mc Conica	Hubie Kerns	Bruce W Rollins
M75+	400 Free	04:57.6	ILLINOIS MASTERS	5/3/08	Wayne Leengran	Fred O Lehman	Stephen M Mullins	Tom Banfield
M18+	800 Free	07:06.0	DAVIS AQUATIC MASTERS	4/4/04	Mark Callaghan	Zebon Lemke	Matthew Roper	Andy Nonaka
M25+	800 Free	06:56.3	NEW ENGLAND SWIM CLUB	3/22/14	Tobias T Work	Daniel M Moran	Eric T Nilsson	Michael J Emmons
M35+	800 Free	06:56.7	TEAM TYR	5/4/07	Dan Wegner	Scott Hubbard	Chris Beach	Erik Hochstein
M45+	800 Free	07:22.9	WILDCAT ALUMNI MASTERS	5/8/10	Al Jaegers	Sandy Trimble	Mace P Volzing	David S Cunniff
M55+	800 Free	07:42.2	CMS	3/29/15	Michael T Mann	Craig Petersen	Greg C Scott	Kirk H Anderson
M65+	800 Free	08:32.9	VENTURA COUNTY MASTERS	4/17/16	Jim Mc Conica	Bruce W Rollins	Hubie Kerns	Glenn A Gruber
M75+	800 Free	11:03.4	ILLINOIS MASTERS	5/3/08	Wayne Leengran	Fred O Lehman	Stephen M Mullins	Tom Banfield
M18+	200 Medley	01:26.7	THE OLYMPIC CLUB	5/2/14	Andrew Saeta	Nolan Koon	Nathan Adrian	Anthony L Ervin
M25+	200 Medley	01:27.8	GOLDEN ROAD AQUATICS	4/29/17	Ryan Lochte	Mike Alexandrov	Tony Cox	Luke A Pechmann
M35+	200 Medley	01:34.2	LONGHORN AQUATICS	5/10/09	Tyler J Blessing	Todd A Bartee	Bradley H Bailey	Mike J Varozza
M45+	200 Medley	01:36.6	GEORGIA MASTERS	5/23/10	Eric J Ericson	Chris J Weissman	Bob Bugg	Michael P Ellison
M55+	200 Medley	01:45.3	OREGON MASTERS	4/11/09	Wes Edwards	Allen L Stark	Larry K Philbrick	Mike J Tennant
M65+	200 Medley	01:51.6	SAN DIEGO SWIM MASTERS	5/10/09	Vinus Van Baalen	Peter Andersen	Keefe L Lodwig	Mike R Freshley
M75+	200 Medley	02:17.1	SARASOTA Y SHARKS	4/12/14	Burwell Jones	Mani Sanguily	John C Smith	Tom Verth
M85+	200 Medley	03:46.4	TEAM TEXAS	11/21/99	Roy L Bodine	Bennett Y Allen	Jesse B Coon	Tex Robertson
M18+	400 Medley	03:24.6	ARIZONA MASTERS SWIM CLUB	4/2/16	David H Adalsteinsson	Derek Knittle	Brent Creager	Zac T Dalby
M25+	400 Medley	03:25.5	ILLINOIS MASTERS	4/21/12	Charles W Cunnick	Timothy Carlson	Justin E Chiles	Vincent A Allegra
M35+	400 Medley	03:28.5	LONGHORN AQUATICS	3/5/09	Anders M Rasmussen	Todd A Bartee	Tyler J Blessing	Mike J Varozza
M45+	400 Medley	03:38.4	TEXAS LONGHORN AQUATICS	4/10/10	Nathan M Breazeale	David M Guthrie	Anders M Rasmussen	Maxwell B Stinchcombe
M55+	400 Medley	03:57.1	CMS	3/28/15	Craig Petersen	Greg C Scott	Michael T Mann	Kirk H Anderson
M65+	400 Medley	04:21.1	VENTURA COUNTY MASTERS	4/17/16	Jim Mc Conica	Bruce W Rollins	Hubie Kerns	Glenn A Gruber
M75+	400 Medley	05:49.6	WALNUT CREEK MASTERS	4/18/10	Donald L Brown	Norman E Stupfel	Stan F Morner	Robert W Mayo
W18+	200 Free	01:35.7	CLUB TRIBE ALUMNI	4/30/16	Gabrielle M Mizerak	Sara Shaner	Courtney N Hurtubise	Katie Grier
W25+	200 Free	01:35.0	THE OLYMPIC CLUB	4/25/15	Fiona O'Donnell-McCarthy	Katie C Kastes	Meg B Gill	Katherine Raatz
W35+	200 Free	01:36.4	NCMS	2/1/15	Kerry Lindauer	Alicia K Uhl	Jennifer Stringer	Erika L Braun
W45+	200 Free	01:40.4	COLORADO MASTERS SWIMMING	4/30/11	Kathy L Garnier	Collette H Sappey	Anna T Scott-Kube	Susan G Von Der Lippe
W55+	200 Free	01:45.6	PALM BEACH MASTERS	4/29/17	Karlyn A Pipes	Eney Jones	Kathy Treible Slaton	Chris Wenzel
W65+	200 Free	02:10.0	PUGET SOUND MASTERS	4/25/15	Stella Preissler	Toni M LeClercq	Kate M Carruthers	Sarah Welch
W75+	200 Free	02:41.5	TAMALPAIS AQUATIC MASTERS	4/29/17	Barbara A Hansen	Kristin N Jaffe	Eileen M Mooney	Nancy J Ridout
W18+	400 Free	03:35.4	CLUB TRIBE ALUMNI	4/10/16	Courtney N Hurtubise	Katie Grier	Gabrielle M Mizerak	Sara Shaner
W25+	400 Free	03:37.7	WALNUT CREEK MASTERS	4/14/91	Caren Lewis	Paula J Roemer	Wendy L Ingraham	Sara Shand
W35+	400 Free	03:34.3	NORTH CAROLINA MASTERS SWIM	3/29/14	Kerry Lindauer	Jennifer Stringer	Alicia K Uhl	Erika L Braun
W45+	400 Free	03:53.3	SARASOTA YMCA	5/9/15	Sylvia Buxton	Larissa Carmichael	Julie M Tafuto	Sheila C Taormina
W55+	400 Free	04:04.7	UCLA BRUIN MASTERS	2/13/16	Jacki Hirsty	Christie Ciraulo	Jenny L Cook	Veronica Hibben
W65+	400 Free	04:45.1	VIRGINIA MASTERS SWIM TEAM	5/6/17	Shirley A Loftus-Charley	Kathy Umbdenstock	Barbara E Boslego	Marcia L Barry
W75+	400 Free	06:45.4	WALNUT CREEK MASTERS	4/19/09	Ann M Hirsch	Jean M Duncan	Donna Monroe	Joan E Alexander
W18+	800 Free	07:55.3	RED TIDE OF NYC	3/29/09	Kaitlin M Moughty	Sara A Upton	Jane M Kelsey	Kristin J Gary
W25+	800 Free	07:43.3	RED TIDE OF NYC	2/23/13	Bridget C O'Connor	Whitney C Sprague	Kristin J Gary	Kim Vandenberg
W35+	800 Free	07:58.4	NCMS	1/31/15	Erika L Braun	Jennifer Stringer	Alicia K Uhl	Kerry Lindauer
W45+	800 Free	08:39.1	WALNUT CREEK MASTERS	4/13/08	Margee M Curran	Laurie P Vidal	Lynn S Sullivan	Charlene A O'Brien
W55+	800 Free	09:04.5	UCLA BRUIN MASTERS	4/28/13	Veronica Hibben	Karen L Einsidler	Christie Ciraulo	Jenny L Cook

W65+	800 Free	10:24.0	VIRGINIA MASTERS SWIM TEAM	5/6/17	Barbara E Boslego	Marcia L Barry	Kathy Umbdenstock	Shirley A Loftus-Charley
W75+	800 Free	15:39.4	WALNUT CREEK MASTERS	4/13/08	Barbara R Owens	Betty T Mc Millan	Jean M Duncan	Ann M Hirsch
W18+	200 Medley	01:45.3	THE OLYMPIC CLUB	4/24/15	Anna K Senko	Kathleen E McGraw	Katie C Kastes	Kathryn T Murphy
W25+	200 Medley	01:45.0	SOUTHERN METHODIST MASTERS	5/4/08	Lia-Genevieve Oberstar-Brown	Katie McClelland	Laura H Holt	Dominique Diezi
W35+	200 Medley	01:48.6	COLORADO MASTERS	5/14/06	Sheri Hart	Susan Von Der Lippe	Ellen Campbell	Kathy Garnier
W45+	200 Medley	01:52.9	COLORADO MASTERS SWIMMING	5/1/11	Collette H Sappey	Kim Crouch	Susan G Von Der Lippe	Anna T Scott-Kube
W55+	200 Medley	01:59.2	PALM BEACH MASTERS	4/29/17	Karlynn A Pipes	Chris Wenzel	Eney Jones	Kathy Treible Slaton
W65+	200 Medley	02:28.1	VIRGINIA MASTERS SWIM TEAM	2/4/17	Marcia L Barry	Barbara E Boslego	Shirley A Loftus-Charley	Kathy Umbdenstock
W75+	200 Medley	03:15.1	FLORIDA AQUATIC COMBINED TEAM	3/29/09	Betty S Lorenzi	Sylvia Eisele	Nancy N Durstein	Mary C Tusa
W18+	400 Medley	03:56.6	MARCIA'S ENTHUSIASTIC MASTERS	4/8/17	Tammy H Choy	Penelope R Yamauchi	Amanda M Sims	Catherine Breed
W25+	400 Medley	04:00.6	CLUB TRIBE	4/8/17	Alexandra J Czapliski	Kristen S Harris	Marina Falcone	Katie Grier
W35+	400 Medley	04:04.5	NCMS	2/1/15	Jennifer Stringer	Kerry Lindauer	Alicia K Uhl	Erika L Braun
W45+	400 Medley	04:12.5	OREGON REIGN MASTERS	4/11/10	Valerie G Jenkins	Colette M Crabbe	Arlene Delmage	Karen Andrus-Hughes
W55+	400 Medley	04:38.5	UCLA BRUIN MASTERS	4/26/13	Karen L Einsidler	Jenny L Cook	Christie Ciraulo	Veronica Hibben
W65+	400 Medley	05:27.8	VIRGINIA MASTERS SWIM TEAM	5/6/17	Marcia L Barry	Barbara E Boslego	Shirley A Loftus-Charley	Kathy Umbdenstock
W75+	400 Medley	08:44.4	WALNUT CREEK MASTERS	2/22/98	Patricia J Prevetz	Sally Joy	Jean D Durston	Mary Jane Reeves
X18+	200 Free	01:24.8	THE OLYMPIC CLUB	5/2/14	Nathan Adrian	Katherine Raatz	Katie C Kastes	Anthony L Ervin
X25+	200 Free	01:27.7	THE OLYMPIC CLUB	4/28/17	Marie A Ballenger	Katherine Raatz	Matthew T Marshall	Scott C Greenwood
X35+	200 Free	01:30.2	ROCKY MOUNTAIN MASTERS	4/25/04	Kathy Garnier	Susan Von Der Lippe	John Smith	Paul Smith
X45+	200 Free	01:34.5	ARIZONA MASTERS	5/4/08	John C Smith	Monica M Bailey	Stephanie S Rollins	Paul L Smith
X55+	200 Free	01:38.6	NORTH CAROLINA MASTERS	4/9/17	Frances T McEachran	Nelson Clark	Sue Walsh	Jonathan E Klein
X65+	200 Free	01:49.2	PUGET SOUND MASTERS	4/28/17	Charlotte M Davis	Stella Preissler	William B Hayes	Rick Colella
X75+	200 Free	02:28.5	ARIZONA MASTERS	1/22/17	Al Worth	Kenneth O McKinney	Corinna Goodman	Jill D Fritz
X85+	200 Free	03:26.6	FLORIDA AQUATIC COMBINED TEAM	12/5/15	Betty S Lorenzi	Joan K Campbell	Milan Kutanovski	John E Cornell
X18+	400 Free	03:14.9	CLUB TRIBE ALUMNI	4/29/16	Kevin C Gallagher	Kyle A Loughran	Katie Grier	Gabrielle M Mizerak
X25+	400 Free	03:16.1	THE OLYMPIC CLUB	4/29/16	Andrew Saeta	Fiona O'Donnell-McCarthy	Katie C Kastes	Christopher C Burckle
X35+	400 Free	03:26.4	NORTH CAROLINA MASTERS	4/29/16	Henry D Stewart	Erika L Braun	Kerry Lindauer	Van Fletcher
X45+	400 Free	03:33.7	NEW YORK ATHLETIC CLUB	4/29/16	Cliff F Blaze	Thomas H Gleason	Susan Wager	Kristin J Gary
X55+	400 Free	03:48.6	PLANO WETCATS	4/1/12	Tom Barton	Jack Gooding	Lynn Morrison	Krissy Maccurdy
X65+	400 Free	04:19.2	PALM BEACH MASTERS	3/11/17	David Quiggin	Bonnie R Johnston	Fran E Hare	Lee Childs
X75+	400 Free	05:33.4	ARIZONA MASTERS	4/8/18	Al Worth	Kenneth O McKinney	Jill D Fritz	Corinna Goodman
X18+	800 Free	07:32.9	NEW ENGLAND MASTERS	3/30/03	Rebekah L Lorenz	Peter J Worland	Jason H Eaddy	Jessica N Stokes
X25+	800 Free	07:20.5	CLUB TRIBE	4/9/17	Marina Falcone	Katie Grier	Luke G Robbins	Kevin C Gallagher
X35+	800 Free	07:24.4	ILLINOIS MASTERS	4/17/05	Liz Dillmann	Jennifer Ridge	Ron Kurza	Matt Keller
X45+	800 Free	07:51.3	WALNUT CREEK MASTERS	4/17/09	David E Boatwright	Charlene A O'Brien	Margee M Curran	Brad A Gothberg
X55+	800 Free	08:34.5	UCLA BRUIN MASTERS	4/21/13	Brad Magit	Jenny L Cook	Peter R O'Keefe	Veronica Hibben
X65+	800 Free	09:30.3	TAMALPAIS AQUATIC MASTERS	4/7/17	Richard Burns	Laura B Val	Linda R Shoenberger	Alan D Bernard
X75+	800 Free	12:18.7	WALNUT CREEK MASTERS	4/19/09	Robert W Mayo	Ann M Hirsch	Norman E Stupfel	Donna Monroe
X18+	200 Medley	01:35.9	THE OLYMPIC CLUB	4/30/16	Andrew Saeta	Colin B Babcock	Anna K Senko	Mikkel-Ane Stipe
X25+	200 Medley	01:35.2	ARIZONA MASTERS SWIM CLUB	4/26/15	Matt Grevers	Annie Grevers	Tyler DeBerry	Catherine M Vorrasi
X35+	200 Medley	01:39.9	COLORADO MASTERS SWIMMING	5/22/10	Sheri L Hart	Matthew S Eisenhuth	Chris O'Sullivan	Collette H Sappey
X45+	200 Medley	01:44.0	ARIZONA MASTERS	5/4/08	John C Smith	Glenn D Mills	Stephanie S Rollins	Monica M Bailey
X55+	200 Medley	01:50.7	NORTH CAROLINA MASTERS SWIM	4/8/17	Frances T McEachran	Neal L Vestal	Jonathan E Klein	Sue Walsh
X65+	200 Medley	02:04.2	PUGET SOUND MASTERS	4/30/17	Stella Preissler	Rick Colella	Charlotte M Davis	William B Hayes
X75+	200 Medley	02:46.6	WALNUT CREEK MASTERS	5/10/09	Donald L Brown	Norman E Stupfel	Joan E Alexander	Donna Monroe
X85+	200 Medley	04:39.1	MARYLAND MASTERS	4/15/11	Sarah T Allnut	Alexander Eremchuk	Doris B Russell	Geoffrey Revett
X18+	400 Medley	03:41.6	MICHIGAN MASTERS	1/14/18	Michael P Klueh	Patricia Aschan	Aaron W Helander	Adrienne D Woods
X25+	400 Medley	03:45.1	RED TIDE OF NYC	4/25/10	Kristin J Gary	Nicholas S Werner	Tal Shpaizer	David Lippin
X35+	400 Medley	03:48.7	WALNUT CREEK MASTERS	4/19/09	Debbie M Santos	Roque J Santos	Alison H Zamanian	David E Boatwright
X45+	400 Medley	04:00.8	OREGON MASTERS	5/2/04	Karen Andrus-Hughes	Pat Allender	Colette Crabbe	Mike Tennant
X55+	400 Medley	04:17.6	PLANO WETCATS	3/31/12	Tom Barton	Krissy Maccurdy	Jack Gooding	Lynn Morrison
X65+	400 Medley	05:20.5	SAN DIEGO SWIM MASTERS	4/1/07	Betsy T Jordan	Bob Best	Mike Freshley	Gynt Clifford
X75+	400 Medley	06:38.6	ARIZONA MASTERS	4/8/17	Jill D Fritz	Kenneth O McKinney	Corinna Goodman	Al Worth



Deck Level





**UPPER
LEVEL**



**U.S. MASTERS
SWIMMING**

**2018 SPRING
NATIONALS**



INDY 

